Scheda dati | Codice articolo: 770-317

Telaio a scatto Snap-In; 2 poli; 1,0 - 3,0 mm; nero

https://www.wago.com/770-317



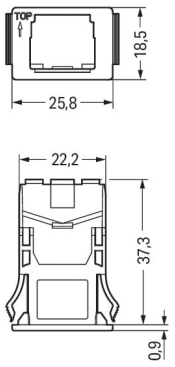

Colore: ■ nero

Misure in mm

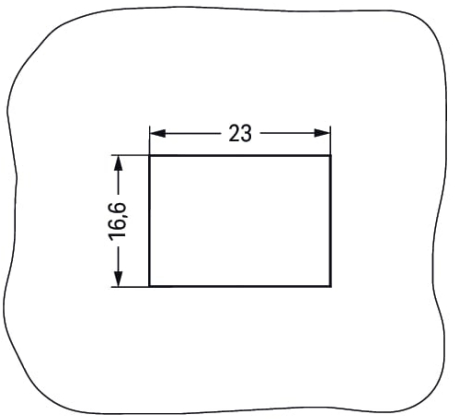

Plate thickness: 1 ... 3 mm
Cutout tolerance: + 0.1 mm

Please see note below!

Mounting accessories *WINSTA*® MIDI 2-pole

Realize the electrical installation easily and quickly: The mounting accessories from the *WINSTA*® MIDI product line is the solution for quick, straightforward installation. You can rely on the quality of WINSTA® components from WAGO for your electrical installation accessories too. The *WINSTA*® MIDI Pluggable Connection System with Push-in CAGE CLAMP® spring pressure connection technology facilitates safe electrification. Due to the integrated test slot, connections can be checked even when they are plugged in. This saves time, labor, and money.

WINSTA® MIDI solutions for your electrical installation – protected against mismating and maintenance-free

The WINSTA® Pluggable Connection System allows pluggable electrical installation. This significantly reduces the need for servicing and lowers costs. Take advantage of the pluggable version of our maintenance-free spring pressure connection technology too! Plan your installation with *WINSTA*® MIDI accessories with protection against mismating from WAGO.

- for automation controllers
- rapid, structured electrical installation

Notes

Nota	The snap-in connectors must be relieved of tensile and transverse forces. A surface finish can influence the edge radius of the cutouts. This may affect the snap-in socket fit, so ensure an adequate fit before use. In addition, the punched edge should be on the inside for punched cutouts. The wings of the snap-in connectors must not be mechanically stressed for a long period before use (e.g., due to a pre-locking position).

Dati di connessione

Connessione 1

N. poli	2

Dati geometrici

Larghezza	25,8 mm / 1.016 pollici
Altezza	18,5 mm / 0.728 pollici
Profondità	38,75 mm / 1.526 pollici

Dati meccanici

Spessore lamina custodia	1 … 3 mm / 0.039 … 0.118 pollici
Tipo montaggio	Innesto a scatto
Adatto	per presa e spina

Dati dei materiali

Nota sui dati dei materiali	Information on material specifications can be found here
Colore	nero
Materiale isolante	Poliammide (PA66)
Classe di infiammabilità secondo UL 94	V0
Carico d'incendio	0.076 MJ
Peso	2,7 g

Requisiti ambientali

Temperatura di lavorazione	-5 … +40 °C
Temperatura operativa continua	-35 … +85 °C
Nota sulla temperatura operativa continua	Parti isolanti per temperature ≤ 105 °C

Dati commerciali

eCl@ss 10.0	27-44-06-92
eCl@ss 9.0	27-44-06-92
ETIM 8.0	EC002863
ETIM 7.0	EC002863
PU (SPU)	100 pz.
Tipo imballaggio	Box
Paese d'origine	DE
GTIN	4050821261162
Numero tariffa doganale	39269097900

Environmental Product Compliance

RoHS Compliance Status	Compliant,No Exemption

Approvazioni/certificati

Omologazioni generali

Certificazione	Standard	Nome del certificato
CCA DEKRA Certification B.V.	EN 61535	71-123228
CCA DEKRA Certification B.V.	IEC 61535	NL -84761

Dichiarazioni di conformità e dichiarazioni del produttore

Certificazione	Standard	Nome del certificato
EU-Declaration of Conformity WAGO GmbH & Co. KG	-	-

Certificazioni per applicazioni nautiche

Certificazione	Standard	Nome del certificato
ABS American Bureau of Shipping	-	19-HG1868589-PDA
DNV GL Det Norske Veritas, Germanischer Lloyd	-	TAE00001Z6
LR Lloyds Register	IEC 61984	LR22429487TA

Download

Environmental Product Compliance

Compliance Search

Environmental Product Compliance 770-317

Documentation

Bid Text

770-317	19.02.2019	xml 2.57 KB	
770-317	02.12.2014	doc 23.00 KB	

CAD/CAE-Data

CAD data
2D/3D Models 770-317

CAE data
WSCAD Universe 770-317
ZUKEN Portal 770-317

1 Prodotti compatibili

1.1 Accessori opzionali

1.1.1 Sistema di bloccaggio

1.1.1.1 Dispositivo di bloccaggio

N. art.: 770-140
Leva di bloccaggio; per prese e spine; azionamento da dispositivo; grigio

Note di installazione

Installazione



Inserire il connettore maschio o femmina nel telaio (rispettare la scritta "TOP" sul telaio!), poi far scattare l'unità assemblata nell'apertura.



Far scattare l'unità assemblata nell'apertura.