


Product Environmental Profile

XPSMC Preventa Safety Controller





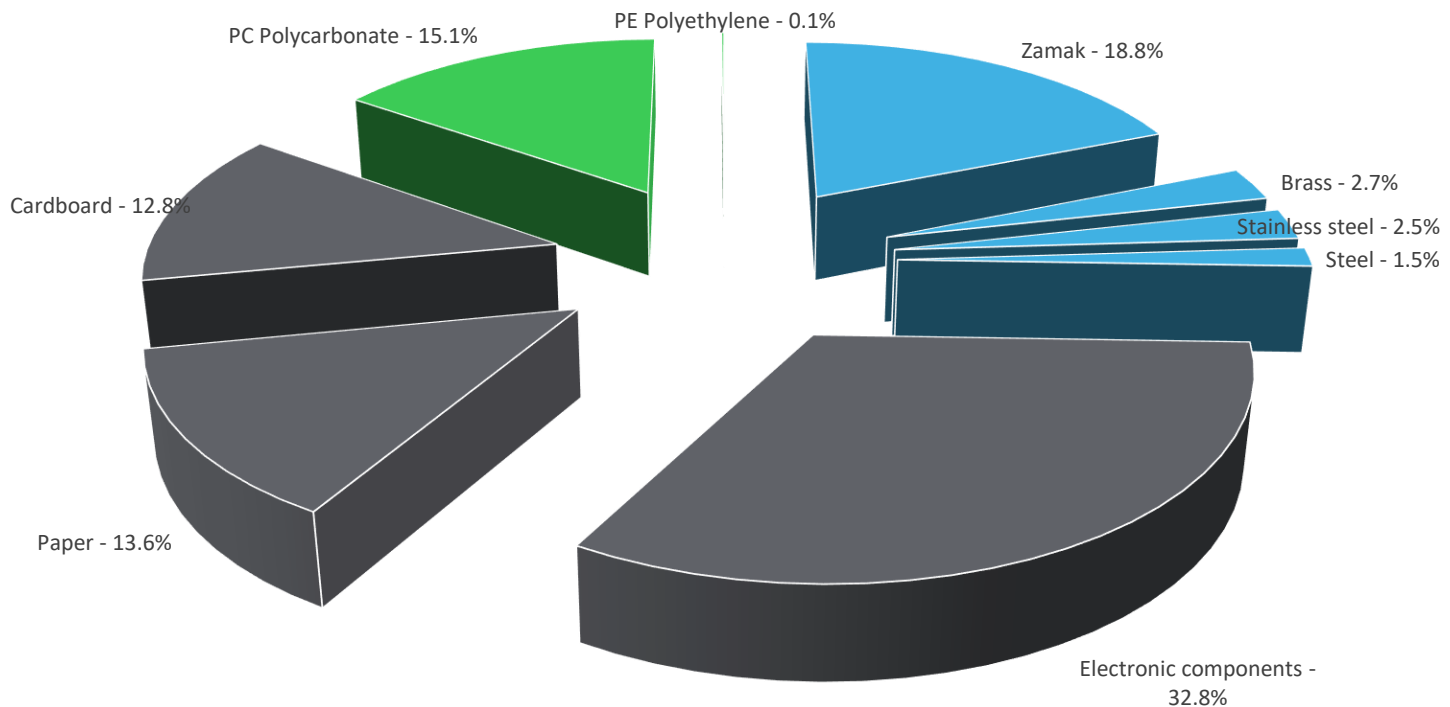
General information

Representative product	XPSMC Preventa Safety Controller - XPSMC32ZC
Description of the product	Configurable Safety Controller XPS-MC - 24V DC 32 - input - 48 LEDs signalling
Description of the range	<p>The XPSMC family consists of configurable safety controllers, differentiated by count of inputs and field bus communication capabilities. This range consists of three safety controllers with 16 inputs and three safety controllers with 32 inputs.</p> <p>The environmental impacts of this referenced product are representative of the impacts of the other products of the range which are developed with a similar technology.</p>
Functional unit	to provide monitoring of hazardous movements in medium complex machines where multiple safety means are required from 16 inputs to 32 inputs 100% of the time for 10 years.



Constituent materials

Reference product mass	1258.3 g including the product, its packaging and additional elements and accessories
-------------------------------	---



Plastics	15.2%
Metals	25.5%
Others	59.2%



Substance assessment

Products of this range are designed in conformity with the requirements of the RoHS directive (European Directive 2011/65/EU of 8 June 2011) and do not contain, or only contain in the authorised proportions, lead, mercury, cadmium, hexavalent chromium or flame retardants (polybrominated biphenyls - PBB, polybrominated diphenyl ethers - PBDE) as mentioned in the Directive

As the products of the range are designed in accordance with the RoHS Directive (European Directive 2002/95/EC of 27 January 2003), they can be incorporated without any restriction in an assembly or an installation subject to this Directive.

Details of ROHS and REACH substances information are available on the Schneider-Electric Green Premium website

<http://www2.schneider-electric.com/sites/corporate/en/products-services/green-premium/green-premium.page>

Additional environmental information

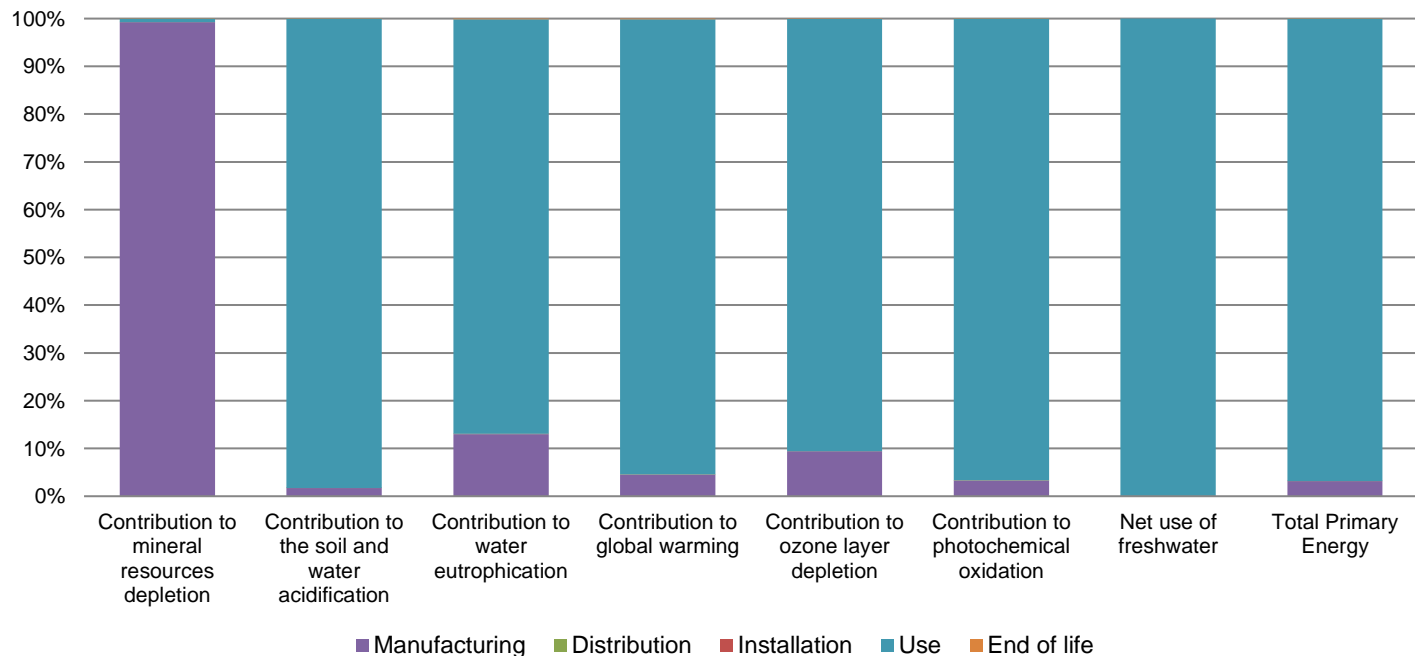
The XPSMC Preventa Safety Controller presents the following relevant environmental aspects

Manufacturing	Manufactured at a Schneider Electric production site ISO14001 certified
Distribution	Weight and volume of the packaging optimized, based on the European Union's packaging directive Packaging weight is 354.1 g, consisting of cardboard (45%), paper (50%), polyethylene film (< 0.1%) and polycarbonate (CDROM) (4.7%)
Installation	does not require any specific installation operations
Use	The product does not require special maintenance operations.
End of life	<p>End of life optimized to decrease the amount of waste and allow recovery of the product components and materials</p> <p>This product contains electronic cards (214g) that should be separated from the stream of waste so as to optimize end-of-life treatment.</p> <p>The location of these components and other recommendations are given in the End of Life Instruction document which is available on the Schneider-Electric Green Premium website</p> <p>http://www2.schneider-electric.com/sites/corporate/en/products-services/green-premium/green-premium.page</p> <p>Recyclability potential: 50% Based on "ECO'DEEE recyclability and recoverability calculation method" (version V1, 20 Sep. 2008 presented to the French Agency for Environment and Energy Management: ADEME).</p>

Environmental impacts

Installation elements	The transport of the packaging for disposal and disposal occurs during the installation phase			
Use scenario	The product is in active mode 100% of the time with a power use of 12W for 10 years.			
Geographical representativeness	Europe			
Technological representativeness	Configurable Safety Controller XPS-MC - 24V DC 32 - input - 48 LEDs signalling			
Energy model used	Manufacturing	Installation	Use	End of life
	Energy model used: France	Electricity grid mix; AC; consumption mix, at consumer; < 1kV; EU-27	Electricity grid mix; AC; consumption mix, at consumer; < 1kV; EU-27	Electricity grid mix; AC; consumption mix, at consumer; < 1kV; EU-27

Compulsory indicators		XPSMC Preventa Safety Controller - XPSMC32ZC					
Impact indicators	Unit	Total	Manufacturing	Distribution	Installation	Use	End of Life
Contribution to mineral resources depletion	kg Sb eq	6.06E-03	6.02E-03	0*	0*	4.48E-05	0*
Contribution to the soil and water acidification	kg SO ₂ eq	2.19E+00	3.70E-02	7.41E-04	0*	2.15E+00	5.10E-04
Contribution to water eutrophication	kg PO ₄ ³⁻ eq	1.50E-01	1.94E-02	1.71E-04	0*	1.30E-01	2.36E-04
Contribution to global warming	kg CO ₂ eq	5.40E+02	2.43E+01	1.62E-01	0*	5.15E+02	7.14E-01
Contribution to ozone layer depletion	kg CFC11 eq	3.71E-05	3.51E-06	0*	0*	3.36E-05	2.56E-08
Contribution to photochemical oxidation	kg C ₂ H ₄ eq	1.22E-01	4.01E-03	5.29E-05	0*	1.18E-01	4.39E-05
Resources use	Unit	Total	Manufacturing	Distribution	Installation	Use	End of Life
Net use of freshwater	m3	1.87E+03	1.93E-01	0*	0*	1.87E+03	0*
Total Primary Energy	MJ	1.06E+04	3.34E+02	2.30E+00	0*	1.03E+04	2.23E+00



Optional indicators		XPSMC Preventa Safety Controller - XPSMC32ZC						
Impact indicators	Unit	Total	Manufacturing	Distribution	Installation	Use	End of Life	
Contribution to fossil resources depletion	MJ	6.14E+03	2.93E+02	2.28E+00	0*	5.85E+03	2.08E+00	
Contribution to air pollution	m ³	2.60E+04	3.85E+03	6.91E+00	0*	2.22E+04	1.61E+01	
Contribution to water pollution	m ³	2.37E+04	2.38E+03	2.67E+01	0*	2.13E+04	3.23E+01	
Resources use	Unit	Total	Manufacturing	Distribution	Installation	Use	End of Life	
Use of secondary material	kg	2.03E-01	2.03E-01	0*	0*	0*	0*	
Total use of renewable primary energy resources	MJ	1.32E+03	1.69E+01	0*	0*	1.31E+03	0*	
Total use of non-renewable primary energy resources	MJ	9.30E+03	3.17E+02	2.29E+00	0*	8.98E+03	2.23E+00	
Use of renewable primary energy excluding renewable primary energy used as raw material	MJ	1.32E+03	1.35E+01	0*	0*	1.31E+03	0*	
Use of renewable primary energy resources used as raw material	MJ	3.38E+00	3.38E+00	0*	0*	0*	0*	
Use of non renewable primary energy excluding non renewable primary energy used as raw material	MJ	9.29E+03	3.06E+02	2.29E+00	0*	8.98E+03	2.23E+00	
Use of non renewable primary energy resources used as raw material	MJ	1.15E+01	1.15E+01	0*	0*	0*	0*	
Use of non renewable secondary fuels	MJ	0.00E+00	0*	0*	0*	0*	0*	
Use of renewable secondary fuels	MJ	0.00E+00	0*	0*	0*	0*	0*	
Waste categories	Unit	Total	Manufacturing	Distribution	Installation	Use	End of Life	
Hazardous waste disposed	kg	2.30E+01	2.07E+01	0*	0*	2.69E-01	2.09E+00	
Non hazardous waste disposed	kg	1.93E+03	6.52E+00	0*	0*	1.92E+03	0*	
Radioactive waste disposed	kg	1.29E+00	8.36E-03	0*	0*	1.28E+00	0*	
Other environmental information	Unit	Total	Manufacturing	Distribution	Installation	Use	End of Life	
Materials for recycling	kg	8.09E-01	9.32E-02	0*	1.63E-01	0*	5.53E-01	
Components for reuse	kg	0.00E+00	0*	0*	0*	0*	0*	
Materials for energy recovery	kg	1.89E-01	1.41E-03	0*	0*	0*	1.88E-01	
Exported Energy	MJ	0.00E+00	0*	0*	0*	0*	0*	

* represents less than 0.01% of the total life cycle of the reference flow

Life cycle assessment performed with EIME version EIME v5.7.0.1, database version 2016-11 in compliance with ISO14044.


The use phase is the life cycle phase which has the greatest impact on the majority of environmental indicators (based on compulsory indicators).

According to this environmental analysis, proportionality rules may be used to evaluate the impacts of other products of this range.

Depending on the impact analysis, the environmental indicators (without Mineral Resources Depletion) of other products in this family may be proportional extrapolated by energy consumption values". For Mineral Resources Depletion, impact may be proportional extrapolated by the mass of the product without its packaging.

Please note that the values given above are only valid within the context specified and cannot be used directly to draw up the environmental assessment of an installation.

<i>Registration number :</i> SCHN-00342-V01.01-EN	<i>Drafting rules</i> PCR-ed3-EN-2015 04 02
<i>Verifier accreditation N°</i> VH25	<i>Information and reference documents</i> www.pep-ecopassport.org
<i>Date of issue</i> 06/2018	<i>Validity period</i> 5 years
<i>Independent verification of the declaration and data, in compliance with ISO 14025 : 2010</i>	
<i>Internal</i>	<i>External</i> X
<i>The PCR review was conducted by a panel of experts chaired by Philippe Osset (SOLINNEN)</i>	
<i>PEP are compliant with XP C08-100-1 :2014</i>	
<i>The elements of the present PEP cannot be compared with elements from another program.</i>	
<i>Document in compliance with ISO 14025 : 2010 « Environmental labels and declarations. Type III environmental declarations »</i>	



Schneider Electric Industries SAS
Country Customer Care Center
<http://www.schneider-electric.com/contact>

35, rue Joseph Monier
CS 30323
F- 92506 Rueil Malmaison Cedex
RCS Nanterre 954 503 439
Capital social 896 313 776 €

www.schneider-electric.com

SCHN-00342-V01.01-EN

Published by Schneider Electric
© 2018 - Schneider Electric – All rights reserved