Catalog | June 2024

Harmony XB5 plastic

Control and signaling units

www.se.com

Life Is On | Schneider Electric

Harmony

Discover Harmony

Advanced operator interface and industrial relays

Harmony operator interface and industrial relays enhance operational efficiency and equipment availability across industrial and building applications. **Harmony** includes intelligent connected products and edge terminals that visualize, gather and process data, enabling informed operator decisions

Explore our offer

- Harmony Push Buttons and Switches
- Harmony HMI Operator Terminals, IPC and EdgeBox
- Harmony Signaling Devices
- Harmony Electrical Relays
- Harmony Safety

Life Is On | Schneider Electric

Quick access to product information

Get technical information about your product



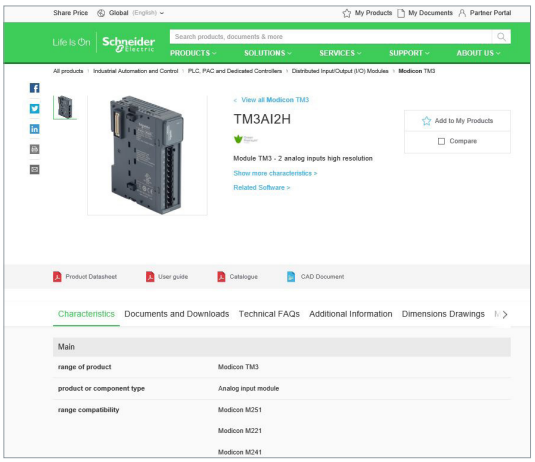

Each commercial reference presented in a catalog contains a hyperlink. Click on it to obtain the technical information of the product:

- Characteristics, Dimensions and drawings, Mounting and clearance, Connections and schemas, Performance curves
- Product image, Instruction sheet, User guide, Product certifications, End of life manual

Find your catalog

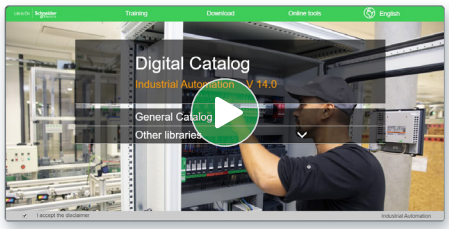

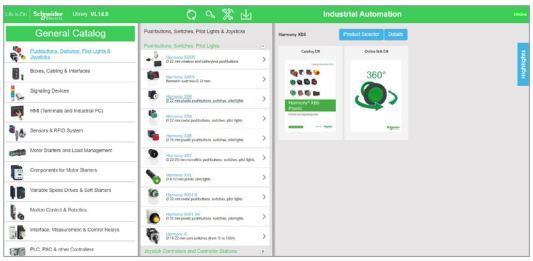

> With just 3 clicks, you can access the Industrial Automation and Control catalogs, in both English and French

> Consult digital automation catalogs at Digi-Cat Online

- Up-to-date catalogs
- Embedded product selectors, 360° pictures
- Optimized search by commercial references

Select your training

> Find the right Training for your needs on our Global website

> Locate the training center with the selector tool, using this link

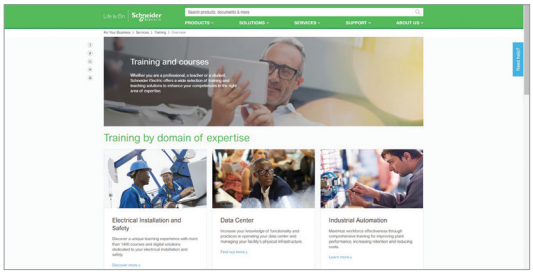

Life Is On | Schneider Electric

General contents

Harmony XB5 plastic

■ **General presentation** ..... *page 3*

■ **Presentation**

□ Presentation, installation, and environment ..... *page 12*

Selection guide ..... *page 14*

■ **Description**

□ Complete units, XB5A ..... *page 16*

□ Sub-assemblies, ZB5A and ZB5F ..... *page 18*

■ **Installation**

□ Contact mounting - Contact sequence ..... *page 26*

■ **References for diameter 22 mm mounting**

□ Spring return pushbuttons, unmarked and with marking ..... *page 31*

□ Illuminated pushbuttons, spring return

- With Universal LED and BA 9s base fitting ..... *page 35*

□ Multiple-headed pushbuttons, spring return ..... *page 39*

□ Mushroom head pushbuttons, spring return and latching ..... *page 42*

□ Emergency stop and Emergency switching off functions ..... *page 44*

□ Illuminated Emergency stop and switching off function ..... *page 45*

□ Emergency stop with monitoring contacts and circular yellow legends ..... *page 46*

□ Accessories for pushbuttons ..... *page 50*

□ General safe stop ..... *page 53*

□ Large head pushbuttons with integrated bellows ..... *page 54*

□ Pushbuttons and illuminated pushbuttons, push-push ..... *page 55*

□ Pushbuttons, "push-turn to release" ..... *page 56*

□ Selector switches

- With standard handle and long handle ..... *page 58*
- Key switches, knurled knob, and toggle switches ..... *page 59*
- Illuminated, with standard handle and Universal LED ..... *page 63*

□ Pilot lights

- With Universal LED and BA 9s base fitting ..... *page 65*
- 3-phase pilot light with Universal LED, push-to-test pilot light ..... *page 68*

□ Specific functions

- Manual overload reset pushbuttons, potentiometers ..... *page 69*
- Timers, hour counters, Annunciators, USB/RJ45 ports, Fuse carrier, Basic display, and Configurable display ..... *page 70*
- Joystick controllers with screw clamp terminal connections ..... *page 72*

□ Accessories

- For heads ..... *page 74*
- Legends, legend holders, legends panel, and illuminated rings ..... *page 77*

■ **References for diameter 30 mm, flush mounted**

□ Flush mounted spring return pushbutton, unmarked and with marking ..... *page 85*

□ Flush mounted illuminated pushbutton, spring return

- With Universal LED ..... *page 88*

□ Flush mounted pushbuttons with push-push, illuminated and non-illuminated ..... *page 91*

□ Flush mounted selector switches

- With standard handle and long handle ..... *page 93*
- Key switches, and with knurled knob ..... *page 95*
- Illuminated, with standard handle and Universal LED ..... *page 97*

□ Flush mounted pilot light with Universal LED ..... *page 98*

■ **Common components and accessories**

□ Body/contact assemblies and light blocks ..... *page 107*

■ **Product reference index** ..... *page 122*

Control and signaling units

Pushbuttons, switches, and pilot lights

Life Is On | Schneider Electric

Control and signaling units

Harmony XB5 plastic
Pushbuttons, switches, and pilot lights

The Harmony XB5 range of plastic pushbuttons, switches, and pilot lights offers a combination of easy installation, flexibility, and robustness to address the majority of industrial applications. It provides one of the most comprehensive product ranges on the market.

Complete unit for repeat orders XB5AA31



Sub-assembly (for additional flexibility) ZB5AZ101 + ZB5AA3

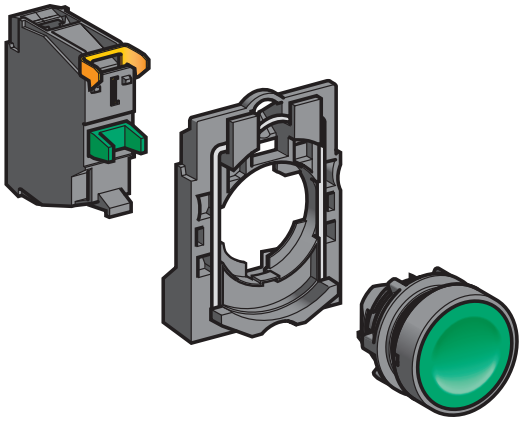

Basic elements (for optimum flexibility) ZBE101 + ZB5AZ009 + ZB5AA3

A single provider

Our team of experts understands the needs of our customers in terms of their processes and applications. The Harmony ranges are available globally wherever you need them.

The confidence of a market leader

- More than 50 years' experience designing switches, pushbuttons, and pilot lights
- A global network of partners and distributors you know and trust
- Worldwide product availability with over 17,000 points of sale in more than 100 countries

A global network of partners you can rely on to support customized end-to-end solutions

Control and signaling units

Harmony XB5 plastic
Pushbuttons, switches, and pilot lights

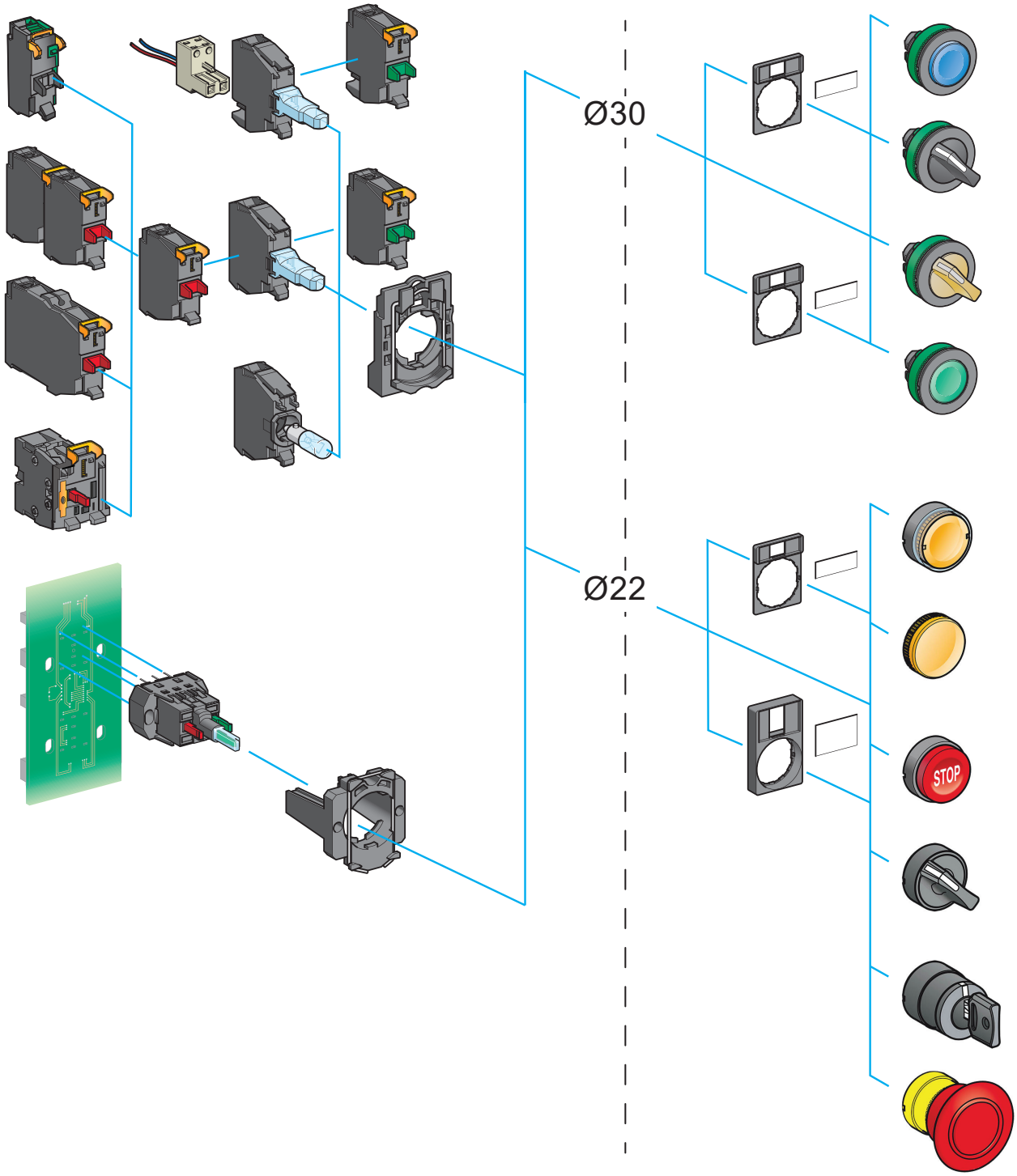

Control and signaling units

Harmony XB5 plastic
Pushbuttons, switches, and pilot lights

360° view
Click on the image for 3D view

Customized products

Modern design

Harmony delivers an innovative and ergonomic design that allows easy operation and improves the look and feel of your control panels and machines.

Improved reliability of panels, machines, and processes

> The flush mounting solution addresses the market demands for ergonomic design and aesthetics
- Built-in flush pushbuttons
- Flush mounting kit accessories

> Pushbuttons and switches with a vibrant color pallet

A touch of style for your electrical panels

> Innovative design without compromise on cost
> Better perceived quality of your machines and panels
> A clearer view of control features

Define your own style with powerful customization abilities

> Markings on pushbutton, illuminated pushbuttons, and pilot lights caps
> Markings on the bezel for all built-in flush products
> Markings on accessories, like legend plates and legend panels



Emergency stop pushbutton with illuminated rings

Operational efficiency

The Harmony XB5 range offers innovative features for ease-of-use to make an operator's work simpler and more efficient.

Improved operator efficiency

- Illuminated Emergency stop pushbutton solutions that help you quickly find the E-stop button responsible for production downtime
- Robust illuminated and non-illuminated buzzers providing water resistance up to IP66, IP67, IP69, and IP69K
- High brightness and full-surface illumination of pushbuttons and selector switches

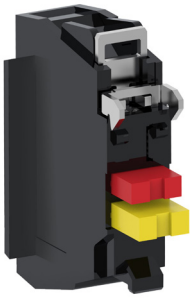

NC monitoring contact block

Lower safety risk and less machine downtime

- Monitoring of the Emergency stop head connection with the NC safety monitoring contact block reduces human error during maintenance or installation of the machine
- Integration of two functions in one to keep existing cabling and avoid extra connection risks

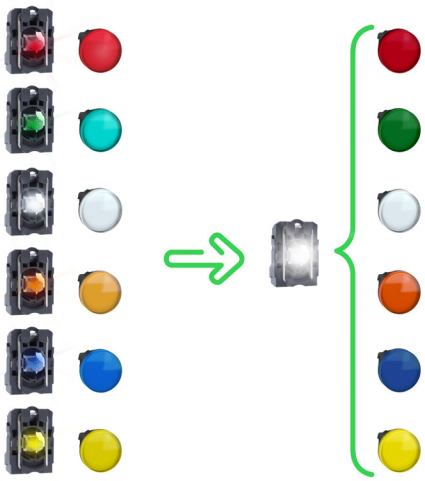

Universal LED block for all illuminated functions

Harmony has streamlined the structure of pilot lights and actuators using LEDs by moving from 6 colored LEDs to a universal light source.

A unique technology that leads to the best lighting solution

- Reduces the number of stocked part numbers by a factor of 6 (for a given wiring and voltage solution)
- Offers astonishing intensity and contrast with enhanced color purity
- Reduces design and installation time
- Simplifies maintenance
- Avoids pairing errors between heads and light blocks thanks to simplified nomenclatures



The Universal LED light blocks are now identifiable in the catalog with the logo below as well as physically on the product with the two letters "UN".

UN
Universal
for all color heads

Control and signaling units

Harmony XB5 plastic
Pushbuttons, switches, and pilot lights

Standard screw-in blocks

Compact push-in blocks



Productivity and aesthetic efficiency

Harmony is the first range on the market to introduce compact and stackable contact blocks including push-in technology, fully compatible with the Harmony XB5 units.

Innovative products for benefits never seen before

- Save installation cost by reducing wiring time
- No tool required when inserting cables
- Save maintenance cost by avoiding re-tightening campaigns
- Improve aesthetic with slim panels thanks to compactness
- Extend scope of applications with more configuration options
- No compromise on performance and robustness

Affordable

Harmony delivers simplicity and efficiency while helping to keep your costs down.

Increasing operator efficiency

- USB and RJ45 ports for a simple, effective way to connect a PC or USB
- Timer for simple adjustment of your machine's time settings
- 3-phase pilot lights mounted in a single 30 mm *(1.181 in.)* diameter hole
- Potentiometer with integrated resistor
- Yellow illuminated functions

Small displays in a diameter 22 mm (0.866 in.) hole for quicker mounting

USB port

RJ45 port

Timer

3-phase indicator


Complete potentiometer

Buzzer

Basic display

Mounting options for easy access to functions on the front panel

Legend panel

Legend panels that help simplify installation

- Hole positions are clearly identified and aligned on the legend panels
- Just stick the legend panel on your operator interface surface and punch the hole where indicated
- Save up to 75% of installation time compared with conventional hole alignment methods

Control and signaling units
Harmony XB5 plastic
Pushbuttons, switches, and pilot lights

Compatible with control stations and enclosures

The Harmony XB5 range is compatible with a wide range of control stations and enclosures:

- XALD/K: standard/yellow plastic box for XB5
- XALG: for chemical application and/or IP69K solution
- XALF: dedicated for lift application with XB5 or XB7
- XAPA: polyster resin for outdoor or chemical application
- XAPD: standard gray metal box (RAL7035)

XALD/K


XALG

XALF

XAPA

XAPD

Control and signaling units

Harmony XB5 plastic
Pushbuttons, switches, and pilot lights

Product Selector

Online digital selector
Click to open the selector

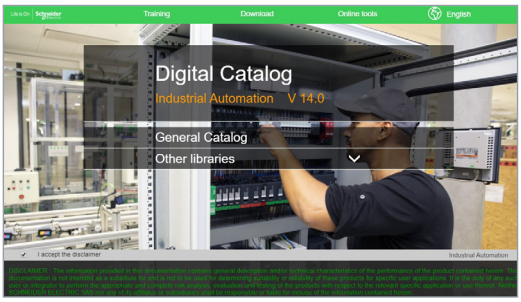

Digi-Cat
Click to download Digi-Cat

Simple selection

Harmony XB5 delivers a comprehensive range of modular products that enable simple selection to help minimize your costs right from the beginning.

Digital tools help you select the right product and customize it to meet your needs

> Digi-Cat, for easy, up-to-date, access to the PDF catalogs
> Online digital selector to help you find the right reference for your application and customize your product

Easy to convert from standard to flush mounted pushbuttons

> Harmony XB5 pushbuttons offer the flexibility to convert from standard to flush mounting versions by simply changing a single letter in the product reference.

Example:

ZB5AA3

Standard mounting



ZB5FA3

Flush mounting

Control and signaling units

Harmony XB5 plastic
Pushbuttons, switches, and pilot lights

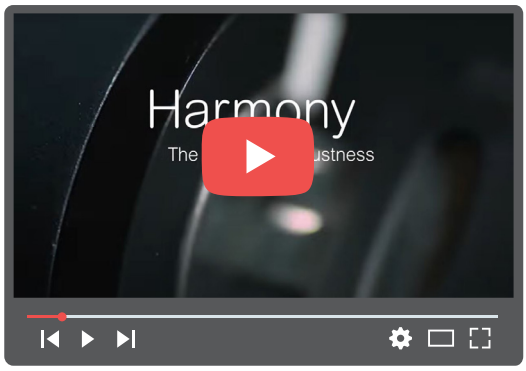

The secret of robustness
Click to open video (46 sec)

Robustness

Harmony XB5 delivers extremely robust performance even in severe environments.

Improved reliability of panels, machines, and processes

- Sealing effectiveness rated up to IP66, IP67, IP68, IP69, IP69K, and type 4X
- High impact resistance up to IK06 rating
- Operating temperature ranging from -40 to +70 °C/*-40 to +158 °F*
- Compliance with international standards (IEC, UL, CCC, EAC, JIS)
- Marine certified (BV, LROS, BDNV, GL)

IP69 Robust performance even in harsh environments

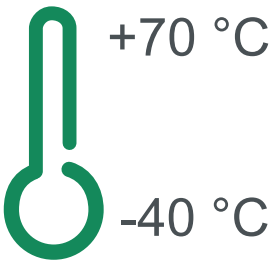

High electrical performance

- Contacts and heads designed to prevent vibration, helping to ensure secure mounting and wiring
- Choose from standard, low-load, and high-power electrical contacts

Lower maintenance

- Harmony pushbuttons are designed to perform up to 10 million operations.
- This represents more than 1,000 operations a day for 27 years.

Marine environment
Click to open video (42 sec)

Adapted to your applications, segments, and operating environments

Harmony offers a unique and unrivalled depth of range delivering products adapted to your applications, segments, and operating environments.

Material working

Packaging

Pumping

Consumer packaged goods

Water & waste water

Oil & Gas

Material handling

Control and signaling units

Harmony XB5 plastic

Pushbuttons, switches, and pilot lights

Harmony XB5 range of control and signaling units for Ø 22 mm/0.866 in. mounting

Harmony XB5 flush mounted control and signaling units for Ø 30 mm/1.181 in. mounting

Harmony digital panel meter

Presentation

The Harmony XB5 plastic range of modular control and signaling units combines simplicity of installation, flexibility, and robustness. It meets the requirements of the majority of industrial applications. These units are either complete products or separate components for customer assembly.
This range includes:

- Pushbuttons, selector/key switches, Emergency stop functions, and multiple-headed pushbuttons designed for parameter settings, adjustments, and start/stop control of machines and installations
- Pilot lights, illuminated pushbuttons, illuminated selector switches, and illuminated Emergency stop functions designed for visual signaling
- Flush mounting heads for Ø 30 mm/*1.181 in.* mounting and flush mounting kit accessories combined to offer a modern look to the control panel
- Harmony basic and configurable display offering data visualization
- Various accessories, including protective covers, legends and legend holders, pushbutton caps, boots, bulbs, etc.

The pushbutton and switch control offer (illuminated and non-illuminated) is both broad and comprehensive:

- Pushbuttons, spring return with flush push, projecting push, recessed push, booted flush push, or mushroom head
- Emergency stop pushbuttons with three types of head: push-pull, turn to release, and key release
- Pilot lights and illuminated pushbuttons with universal LED and BA9s base fitting bulbs
- Selector switches with different types of operator: standard handle, long handle, knurled knob, or key
- Choice of heads: circular, rectangular, double-head/triple-head rectangular, or toggle
- Colors of push: white, black, green, orange, blue, red, or yellow
- Connection type: screw clamp connector, Faston connector, push-in terminal, or for printed circuit board
- Contact blocks for general purpose or specific applications (low current, standard or high-power switching)
- Choice of heads to meet the majority of industrial needs, from the most basic pushbuttons and pilot lights, to functions meeting modern machine requirements, such as USB and RJ45 ports
- Wide choice of accessories and spare parts
- Configurable display for simple machine function
- Other specific functions: complete potentiometer, hour counters, annunciator, or joystick controllers

Innovative complementary offers are also available:

- Control and signaling units for severe applications
- Wireless and batteryless pushbuttons
- Biometric switches

Basic display: Harmony digital panel meter

Harmony XBH is a digital panel meter for mounting on a control panel or directly on the front of a machine. With the simple 4-digit display, it is easy to view process data from long distances. The display is easy to mount directly in a Ø 22 mm/*0.866 in.* hole and is supplied directly from the measuring loop. It has two digital outputs for setting a high and low limit and can be configured using the blue and red buttons on the side of the housing. An external alarm can be connected to the panel meter for providing an additional alert in the event of reaching a high or low limit threshold. Harmony XBH panel meters have an IP65 protection rating and can operate in a temperature range between -20 and 60 °C/*-4 and 140 °F*.

The following settings can be adjusted using the configuration buttons:

- Minimum and maximum value of the input signal
- Number of decimals
- Number of measurements per second
- LOW limit and HIGH limit output threshold
- LOW limit and HIGH limit hysteresis and time delay
- Password protection for the configuration

Installation

Harmony XB5 products are both simple and quick to install:
- Mounting by a single installer (self-maintaining head in its cut-out)
- Clip-together component system (head, body, contact blocks, and LED)
- Anti-loosening system for screw clamp terminals on contact blocks

Harmony XB5 standard mounting products are installed with or without a notch in a Ø 22 mm/*0.866 in.* hole, thanks to the self-cleavable orientation pin.



For installation of Harmony XB5 standard mounting products



For installation of Harmony XB5 flush mounting products

Harmony XB5 flush mounting products are installed without a notch in a Ø 30 mm/*1.181 in.* hole. This gives flush mounting products the same actuating area as that of standard mounting products, offering optimized ergonomics for operators even when wearing gloves.

Flush solutions mounted in a Ø 22 mm/*0.866 in.* hole can be achieved using the Harmony XB6 range. Please refer to the Harmony XB6 catalog for details.

Environment

The performance of the Harmony XB5 range meets some of the most demanding international standards and approvals:

- Certified and approved for meeting requirements worldwide:
EN/IEC, CE marking, UL, CSA, CCC, EAC, JIS, NEMA, and marine approvals
- Protection against the ingress of solid foreign objects, dust, and water: IP66, 67, 69, 69K, type 4X
- Operating temperature range from -40 °C to +70 °C/*-40 °F to +158 °F* for outdoor applications
- High chemical robustness
- Shock protection level up to IK03
- High vibration resistance with shakeproof connection screws (periodic retightening unnecessary).

For more technical information, please refer to our website www.se.com.

Control and signaling units

Product type	Pilot lights	Pushbuttons, selector switches, and pilot lights			Biometric switches	Wireless and batteryless pushbuttons	Pushbuttons, selector switches, and pilot lights	Joystick controllers			Pushbuttons, selector switches, and pilot lights	Cam switches
												
Description of range	■ LED pilot lights	■ Pushbuttons ■ Multiple-headed pushbuttons ■ Emergency stop pushbuttons ■ Selector switches and key switches ■ Illuminated pushbuttons ■ Pilot lights ■ Flush mounted pushbuttons, selector switches, and pilot lights *(1)*			Fingerprint readers 24V ⎓ ■ Stand-alone biometric switches ■ Stand-alone USB biometric switches ■ USB biometric switches dedicated to Schneider HMI *(2)*	■ Wireless and batteryless pushbuttons and rope pull switch ■ Wireless receivers ■ Harmony Hub	■ Pushbuttons ■ Emergency stop and Emergency switching off pushbuttons ■ Selector switches and key switches ■ Illuminated pushbuttons ■ Pilot lights	■ 2- or 4-direction ■ Stay put or spring return			■ Pushbuttons ■ Emergency stop pushbuttons ■ Selector switches and key switches ■ Illuminated pushbuttons ■ Pilot lights	■ Switches ■ Stepping switches ■ Reversing and changeover switches ■ Ammeter switches ■ Voltmeter switches ■ Reversing switches ■ Star-delta and reversing star-delta switches ■ Pole change switches
Features – Products	Monolithic, compact, low consumption	Complete units or sub-assemblies (body + head)			Monolithic	Ready-to-use packs *(3)* and "components" range	Monolithic	Complete units or sub-assemblies (body + head with lever)			Complete units or sub-assemblies (body + head)	Complete units or sub-assemblies (body + front panel + head)
Features – Bezel	Double insulated	Double insulated *(4)*	Metal, chromium plated, or black	Double insulated	Double insulated, dark gray	Metal, chromium plated, or double insulated, black	Double insulated, dark gray (or white for pilot lights)	Metal, chromium plated		Double insulated, black	Metal, chromium plated, or double insulated, black	
Features – Shape of head	Circular	Circular, square, or rectangular	Circular	Circular	–	Transmitter with circular head	Circular	Circular			Hexagonal	Square
Drill hole or cut-out for fixing	Ø 8 and Ø 12 mm/ *0.315 and 0.472 in.*	Ø 16 mm/*0.630 in.*	Ø 22 mm/*0.866 in.* Ø 30 mm/*1.181 in.* (for flush mounted control and signaling units)		Ø 22 mm/*0.866 in.*	Ø 22 mm/*0.866 in.*					Ø 30 mm/*1.181 in.*	Ø 16 or Ø 22 mm/*0.630 or 0.866 in.*: series K10 Ø 22 mm/*0.866 in.* and multifixing: series K1/K2 4 holes, 48 or 68 centers: series K30…K150
Degree of protection – Conforming to IEC 60529	IP40 IP65 with seal	IP65	IP66, IP67, IP69, and IP69K		IP65 (control button)	IP65	IP65 (control buttons and pilot lights) IP54 (Emergency switching off pushbuttons)	IP65	IP66	IP65	IP66	IP65: series K10 IP40, IP65 with seal: series K1/K2 IP40: series K30…K150
Degree of protection – Conforming to UL 508 and CSA C22-2 No. 14	–	Enclosure type 4, 4X, and 13			Enclosure type 12	Enclosure type 12	Enclosure type 3 (pushbuttons and Emergency stop) and 4 (pilot lights)	Enclosure type 4, 4X, and 13			Enclosure type 4 and 13 (9001K) Enclosure type 4, 4X, and 13 (9001SK)	–
Cabling	Tags for 2.8 x 0.5 mm/*0.110 x 0.020 in.* connectors or threaded connector	Faston connectors Solder pins for printed circuit boards *(4)* Fast connector socket *(5)*	Push-in terminal connections Screw clamp terminal connections Faston connectors Connector with adapter for printed circuit board		Cable or connectors	Wireless (transmitter) Through cable (receiver)	Screw and captive clamp terminal connections Faston clip connections (pilot lights)	Screw and captive clamp terminal connections				
Mounting – Panel thickness	1…8 mm/ *0.039…0.315 in.*	1…6 mm/*0.039…0.236 in.*				1…6 mm/*0.039…0.236 in.*						0.5…6 mm/*0.020…0.236 in.* (depending on model)
Type references	**XVLA**	**XB6, XB6E**	**XB4**	**XB5**	**XB5S**	**XB5R, XB4R**	**XB7**	**XD4PA**	**XD2GA**	**XD5PA**	**9001K, 9001SK**	**K10, K1, K2, K30, K50, K63, K115, K150**

(1) Flush mounted control and signaling units are available for Harmony XB4 and XB5 ranges only.
(2) Compatible with Harmony iPC, STU, OT, GXO, GT (except GT1000 series), GK, GH, and GTO models.
(3) Wireless and batteryless pushbutton and receiver ready-paired at the factory.
(4) For Harmony XB6 only.
(5) For Harmony XB6E only.

More technical information on www.se.com

Control and signaling units

Harmony XB5 plastic

Diameter 22 mm pushbuttons, switches, and pilot lights
Complete units, XB5A

Complete units	Contact functions		
Pushbuttons, spring return	Flush push, unmarked **XB5AA●1/AA42** **see** page 31	Flush push, marked **XB5AA3311/AA33●1** **see** page 34	Projecting push, marked **XB5AL4322** **see** page 34
			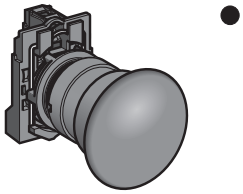
Pushbuttons, spring return	Booted flush push **XB5AP●1/AP42** **see** page 33	Projecting push, unmarked **XB5AL42** **see** page 32	Ø 40/*1.575 in.* mushroom head **XB5AC21** **see** page 42
	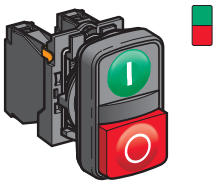	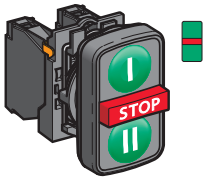	
Multiple-headed pushbuttons, spring return	Double-headed **XB5AL73415** **see** page 39	Triple-headed **XB5AA731327/XB5AA711237** **see** page 41	
			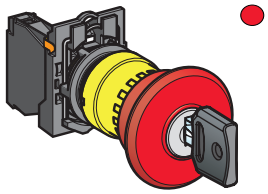
Emergency stop or Emergency switching off mushroom head pushbuttons	Emergency stop trigger action and mechanical latching		
	Ø 40/*1.575 in.* push-pull (EN/ISO 13850) **XB5AT845** **see** page 44	Ø 40/*1.575 in.* turn to release (EN/ISO 13850) **XB5AS844●** **see** page 44	Ø 40/*1.575 in.* key release (EN/ISO 13850) **XB5AS9445** **see** page 44
	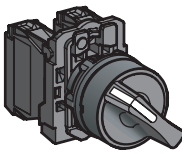		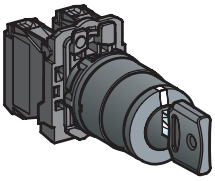
Selector switches and key switches	Standard handle, black **XB5AD●●** **see** page 57	Long handle, black **XB5AJ●●** **see** page 58	Key switch **XB5AG●●** **see** page 59

Complete units (continued)

Signaling functions

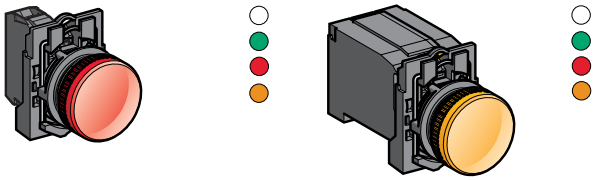

Pilot lights	Universal LED	For bulb with BA9s base fitting	
		Direct supply	Via integral transformer
	XB5AVB●/AVG●/AVM● see page 65	**XB5AV6●** see page 67	**XB5AV3●/AV4●** see page 67

Combined functions

Contact and signaling functions

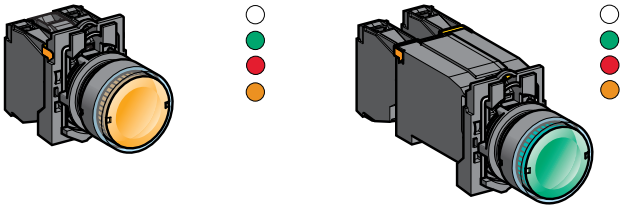

Illuminated pushbuttons, spring return, flush push	Universal LED	For bulb with BA9s base fitting	
		Direct supply	Via integral transformer
	XB5AW3●B5/AW3●G5/AW3●M5 see page 35	**XB5AW3●65** see page 38	**XB5AW3●35/AW3●45** see page 38

Double-headed pushbuttons, spring return, and pilot light block	Universal LED
	XB5AW73731●5 see page 40

Illuminated selector switches, standard handle	Universal LED
	XB5AK12●●5, XB5AK13●●5 see page 63

Control and signaling units

Harmony XB5 plastic

Diameter 22 mm pushbuttons, switches, and pilot lights
Sub-assemblies, ZB5A

Non-illuminated units for user assembly

Contact functions

Body sub-assemblies | **Head sub-assemblies**

For pushbuttons, spring return, unmarked

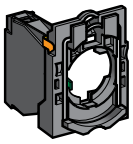

Screw clamp terminals
ZB5AZ10●/AZ141
see page 107

Flush push without cap/with set of 6 caps
ZB5AA0/AA9
see page 31

Flush push
ZB5AA●
see page 31

Flush push for insertion of legend
ZB5AA●8
see page 31

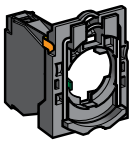



Faston
ZB5AZ10●3
see page 113

Projecting
ZB5AL●
see page 32

Recessed push
ZB5AA●6
see page 32

Booted flush push, for insertion of legend
ZB5AP●●/AP●S
see page 33

For pushbuttons, spring return, marked

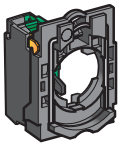



Push-in terminals
ZBE10●5
ZB5AZ10●5
see page 110

Flush push
ZB5AA●3●/AA●4●
see page 34

Projecting push
ZB5AL●3●
see page 34

For multiple-headed pushbuttons, spring return

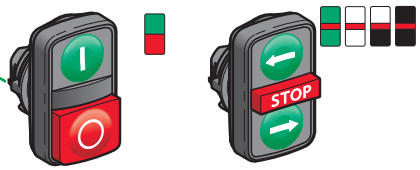

Double-headed
ZB5AA7●●● /AA79
ZB5AL734●
see page 39

Triple-headed
ZB5AA7313●, ZB5AA711●●
ZB5AA72124, ZB5AA791
see page 40

For "push-push to release" pushbuttons



Flush push (caps mounted/not mounted)
ZB5AH●●/CH●●
see page 55

Projecting push
ZB5AH●
see page 55

For "push-turn to release" pushbuttons

Knurled knob *(1)*
ZB5AF
see page 56

(1) Knob positions

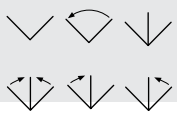

Control and signaling units

Harmony XB5 plastic

Diameter 22 mm pushbuttons, switches, and pilot lights
Sub-assemblies, ZB5A

Non-illuminated units for user assembly (continued)

Contact functions (continued)

Body sub-assemblies | **Head sub-assemblies**

For mushroom head pushbuttons

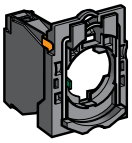

Screw clamp terminals
ZB5AZ10●/AZ141
see page 107

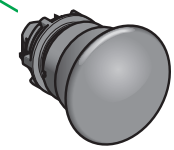

Ø 30 mm/*1.18 in.*
Ø 40 mm/*1.57 in.*
Ø 60 mm/*2.36 in.*

Spring
ZB5AC●/AR●
see page 42

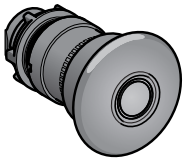

Ø 30 mm/*1.18 in.*
Ø 40 mm/*1.57 in.*
Ø 60 mm/*2.36 in.*

Latching
ZB5A●2/AS●2/AS55
see page 43

For Emergency stop or Emergency switching off mushroom head pushbuttons

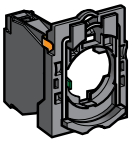

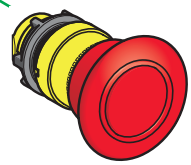

Ø 30 mm/*1.18 in.*
Ø 40 mm/*1.57 in.*
Ø 60 mm/*2.36 in.*

Push-pull (EN/ISO 13850)
ZB5AT84
see page 44



Ø 30 mm/*1.18 in.*
Ø 40 mm/*1.57 in.*
Ø 60 mm/*2.36 in.*

Turn to release (EN/ISO 13850)
ZB5AS8●4
see page 44

Emergency stop trigger action and mechanical latching

Faston
ZB5AZ10●3
see page 113

Emergency switching off mechanical latching

Push-pull (IEC 60364-5-53)
ZB5AT●/AX●
see page 44

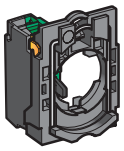



Ø 30 mm/*1.18 in.*
Ø 40 mm/*1.57 in.*
Ø 60 mm/*2.36 in.*

Emergency stop trigger action and mechanical latching

Push-in terminals
ZBE10●5
ZB5AZ10●5
see page 110

Key release (EN/ISO 13850)
ZB5AS9●4/AS944D
see page 44

For selector switches and key switches

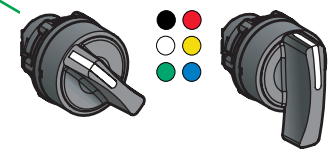

Standard handle *(1)*
ZB5AD●
see page 57

Long black handle *(1)*
ZB5AJ●
see page 58



Knurled black knob *(1)*
ZB5AD●9
see page 59

Key switch *(2)*
ZB5AG●●
see page 59

(1) Switch handle and knob positions

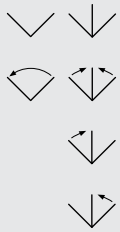

(2) Key switch positions
Key withdrawal positions

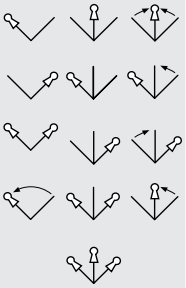

For toggle switches

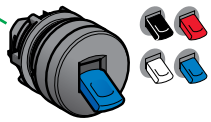

2-position lever *(3)*
ZB5AD●8
see page 59

(3) Lever positions

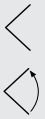

Control and signaling units

Harmony XB5 plastic

Diameter 22 mm pushbuttons, switches, and pilot lights
Sub-assemblies, ZB5A

Pilot lights for user assembly

Signaling functions

Body sub-assemblies with Universal LED

Connection: screw clamp terminals
ZB5AVB●/AVG●/AVM●
see page 115

Connection: plug-in connector
Please contact our Customer Care Center

Head sub-assemblies



With lens fitted (insertion of legend)
ZB5AV0●3/AV0●3E, see page 65

With 5 lens caps (not fitted) for insertion of legend
ZB5AV003/AV0●3●, see page 66

Body sub-assemblies for BA9s bulb

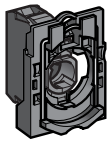

Direct supply
Connection: screw clamp terminals
ZB5AV6, see page 117

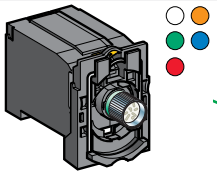

Via integral transformer
Connection: screw clamp terminals
ZB5AV●/AV3D●/AV5D●
see page 117

Head sub-assemblies

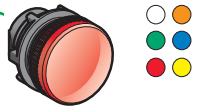

With lens fitted
ZB5AV0●, see page 67

Illuminated pushbuttons for user assembly

For illuminated pushbuttons, spring return

Combined functions (contact and signaling)

Body sub-assemblies for BA9s bulb

Direct supply
Connection: screw clamp terminals
ZB5AW06●
see page 116

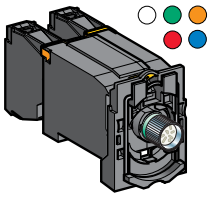

Via integral transformer
Connection: screw clamp terminals
ZB5AW03●/ AW04●/AW05●
see page 116

Head sub-assemblies



Flush
ZB5AW3●/AW3●S
see page 36



Projecting
ZB5AW1●
see page 38

Control and signaling units

Harmony XB5 plastic

Diameter 22 mm pushbuttons, switches, and pilot lights
Sub-assemblies, ZB5A

Illuminated pushbuttons for user assembly

Combined functions (contact and signaling) (continued)

Body sub-assemblies with Universal LED

Head sub-assemblies

For illuminated pushbuttons, spring return

Connection: screw clamp terminals
ZB5AW0B●●/AW0G●●/AW0M●●
see page 114

Flush push with illuminated ring
ZB5AW3●3/AW3●3S/AW9●3
see page 38

Flush push for insertion of legend
ZB5AA●8
see page 31

Booted flush push
ZB5AW5●3
see page 36

Connection: plug-in connector
Please contact our Customer Care Center



Projecting push
ZB5AW1●3/AW1●3S
see page 37

For double-headed pushbuttons, spring return, with pilot light

Connection: push-in terminals
ZBV ●●5
see page 113

Double-headed (flush/flush push) + central pilot light
Double-headed (flush/projecting push) + central pilot light
ZB5AW7A17●●, ZB5AW7A374●, ZB5AW7A9, see page 40
ZB5AW7L374●, see page 40

For illuminated, mushroom head pushbuttons, latching

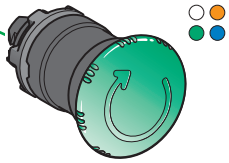

Ø 40 mm/*1.575 in.* turn to release
ZB5AW7●3, see page 43

For illuminated mushroom head pushbuttons
- **Emergency stop with trigger action and mechanical latching**

or
- **Emergency switching off with mechanical latching only**

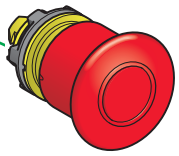

Ø 40 mm/*1.575 in.* push-pull with mechanical state indicator (EN/ISO 13850)
ZB5AT8643M
see page 44

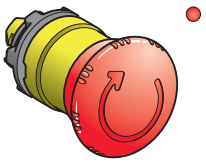

Ø 40 mm/*1.575 in.* turn to release (IEC 60364-5-53)
ZB5AW743
see page 47

For illuminated "push-push to release" pushbuttons

For illuminated selector switches, standard handle

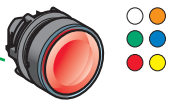

Flush or projecting "push-push to release"
ZB5AH0●3/AH●3
see page 55

Standard handle *(1)*
ZB5AK1●●3
see page 64

(1) Handle positions

Control and signaling units

Harmony XB5 plastic

Diameter 22 mm pushbuttons, switches, and pilot lights
Sub-assemblies, ZB5F flush mounting heads

Non-illuminated units for user assembly

Contact functions for Ø 30 mm mounting

Body sub-assemblies | **Head sub-assemblies**

For pushbuttons, spring return, unmarked

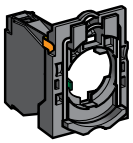

Screw clamp terminals	Flush push without cap/with set of 6 caps	Flush push	Flush push for insertion of legend
ZB5AZ10●/AZ141 see page 107	**ZB5FA0/FA9** see page 85	**ZB5FA●** see page 85	**ZB5FA●8** see page 85

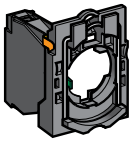

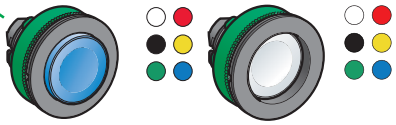

Faston	Projecting	Recessed push
ZB5AZ10●3 see page 113	**ZB5FL●** see page 86	**ZB5FA●** see page 85

For pushbuttons, spring return, marked

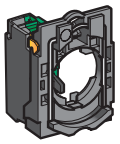

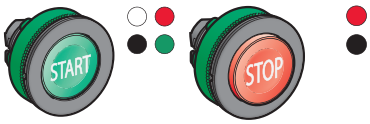

Push-in terminals	Flush push	Projecting push
ZBE10●5 **ZB5AZ10●5** see page 110	**ZB5FA●3●/FA●4●** see page 87	**ZB5FL●3●** see page 87

For "push-push to release" pushbuttons

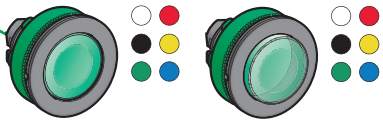

Flush push (caps mounted/not mounted)	Projecting push
ZB5FH●● see page 91	**ZB5FH●** see page 91

Schneider Electric

Control and signaling units

Harmony XB5 plastic

Diameter 22 mm pushbuttons, switches, and pilot lights
Sub-assemblies, ZB5F flush mounting heads

Non-illuminated units for user assembly (continued)

For selector switches and key switches

Contact functions for Ø 30 mm mounting (continued)

Body sub-assemblies

Head sub-assemblies

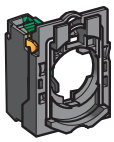

Push-in terminals
ZBE10●5
ZB5AZ10●5
see page 110

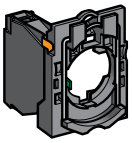

Faston
ZB5AZ10●3
see page 113

Standard handle *(1)*
ZB5FD●
see page 93

Long black handle *(1)*
ZB5FJ●
see page 94

Knurled black knob *(1)*
ZB5FD●9
see page 96

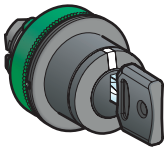

Key switch *(2)*
ZB5FG●●
see page 95

(1) Switch handle and knob positions

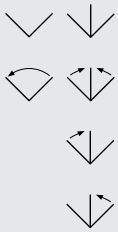

(2) Key switch positions
Key withdrawal positions

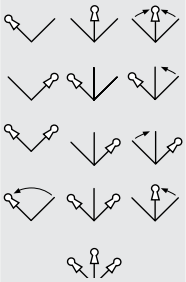

Control and signaling units

Harmony XB5 plastic

Diameter 22 mm pushbuttons, switches, and pilot lights
Sub-assemblies, ZB5F flush mounting heads

Pilot lights for user assembly

Signaling functions for Ø 30 mm mounting

Body sub-assemblies with Universal LED

Head sub-assemblies

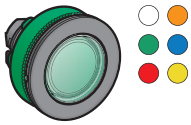

Connection: screw clamp terminals

ZB5AVB●/AVG●/AVM●
see page 115

With lens fitted (insertion of legend)

ZB5FV0●3
see page 99

Connection: plug-in connector

Please contact our Customer Care Center

Control and signaling units

Harmony XB5 plastic

Diameter 22 mm pushbuttons, switches, and pilot lights
Sub-assemblies, ZB5F flush mounting heads

Illuminated pushbuttons for user assembly

For illuminated pushbuttons, spring return

Combined functions (contact and signaling)

Body sub-assemblies with Universal LED | **Head sub-assemblies**



Connection: screw clamp terminals

ZB5AW0B●●/AW0G●●/AW0M●●
see page 114

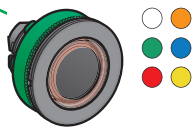

Flush push
with illuminated ring

ZB5FW9●3
see page 89

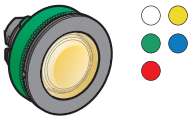

Flush push
for insertion of legend

ZB5FA●8
see page 85



Connection: plug-in connector

Please contact our Customer Care Center

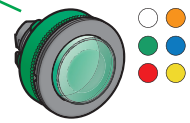

Projecting push

ZB5FW1●3
see page 90

Connection: push-in terminals

ZBV ●●5
see page 111

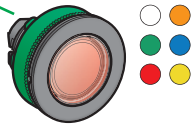

Flush or projecting “push-push to release”

ZB5FH0●3/FH●3
see page 92

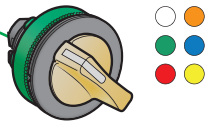

Standard handle *(1)*

ZB5FK1●●3
see page 97

(1) Handle positions

Control and signaling units

Harmony XB5 plastic

Contact mounting - Contact sequence
for contact blocks with screw clamp terminal
or Faston connections

Maximum recommended configurations to help ensure compliance with catalog characteristics

Unit type Complete units XB5A and XB5F, heads ZB5A and ZB5F *(1)*		Pushbuttons, spring return XB5AA●, ZB5AA● (except ZB5AA●8), XB5AC●, ZB5AC●, XB5AL●, ZB5AL●, XB5AP●, ZB5AP●, ZB5AR● Flush mounted pushbuttons, spring return XB5FA●, ZB5FA● (except ZB5FA●8) Triple-headed pushbuttons XB5AA731327, XB5AA711137, ZB5AA7313●, ZB5AA7111●, ZB5AA72124, ZB5AA791	Double-headed pushbuttons XB5AL73415, ZB5AA712●, ZB5A●734●, ZB5AA79	Illuminated pushbuttons, spring return XB5AW●, ZB5AW●, ZB5AA●8 Illuminated pushbuttons, spring return XB5FW●, ZB5FW●, ZB5FA●8 Double-headed pushbuttons + pilot light block XB5AW73731●5, ZB5AW7A17●●, ZB5AW7●374●, ZB5AW7A9
Solution using single contacts		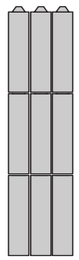	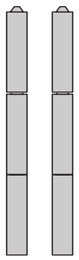	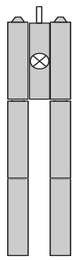
Solution using single and double contacts		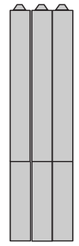	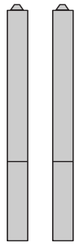	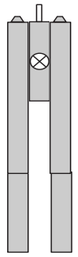
Maximum recommended configurations	Single contacts	9	6	6
	Double contacts + Single contacts	3 + 3	2 + 2	2 + 2
	Light block	–	–	1

Single contact

Double contact

Light block

Possible location

Possible configurations for high-power switching contacts *(2) (3)*

High-power switching contact blocks with screw clamp terminal connections:
ZBE501, ZBE502, ZBE503, ZBE504, and ZBE505
High-power switching contact blocks with connection by Faston connectors:
ZBE50●3

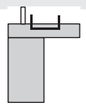	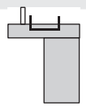	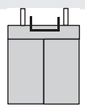
1 NO	1 NC	1 NO + NC 1 NO + NO 1 NC + NC

(1) Flush mounted heads for Ø 30 mm/1.18 in.
(2) The configurations are not upgradable and cannot be combined with other types of contact and signaling functions.
(3) High-power switching contacts are not compatible with Harmony triple-headed pushbuttons.

Emergency stop or Emergency switching off XB5AT●, ZB5AT●, XB5AS●, ZB5AS●	Selector switches, ■ Standard handle XB5AD●, ZB5AD● ■ Long handle XB5AJ●, ZB5AJ● ■ Knurled knob ZB5AD●9 ■ Key switch XB5AG●, ZB5AG●, ZB5AG0● Flush mounted selector switches ■ Standard handle XB5FD●, ZB5FD● ■ Long handle XB5FJ●, ZB5FJ● ■ Knurled knob ZB5FD●9 ■ Key switch XB5FG●, ZB5FG0●, ZB5FG●			Illuminated selector switches with standard handle XB5AK●, ZB5AK● Flush mounted illuminated selector switches with standard handle XB5FK●, ZB5FK●	Toggle switches ZB5AD●8 Pushbuttons, push-turn to release, knurled operator ZB5AF●, or lockable ZB5AFD●	Pushbuttons, push-push ZB5AH● Flush mounted pushbuttons, push-push ZB5FH●	Illuminated pusbuttons, push-push ZB5AH●3, ZB5AW743 Flush mounted illuminated pusbuttons, push-push ZB5FH●3 Illuminated Emergency stop ZB5AT8643M
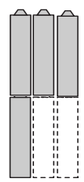	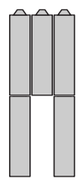	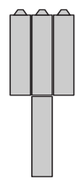	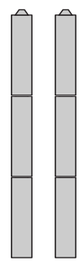	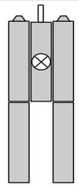	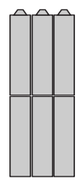	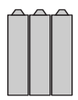	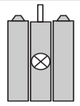
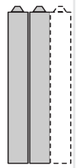	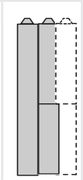	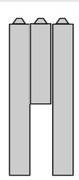	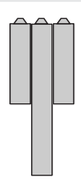	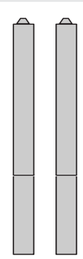	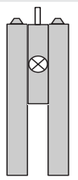	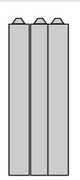	–	–
4	4	5	4	6	4	6	3	2
2 + 0	1 + 2	2 + 1	1 + 2	2 + 2	2 + 0	3 + 0	–	–
–	–	–	–	–	1	–	–	1

Sequence of contacts on selector switch bodies

Unit type			Selector switches													
			2-position						3-position							
			315°			45°			315°			0°			45°	
Head operator	Position	Not activated													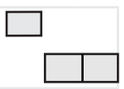		
		Activated														
	Contact location		L	C	R	L	C	R	L	C	R	L	C	R	L	C	R
ZBE contacts	NO		□	□	□	■	■	■	■	■	□	□	□	□	□	■	■
	NC		■	■	■	□	□	□	□	□	■	■	■	■	■	□	□

L left, C center, R right
□ open ■ closed

Control and signaling units

Harmony XB5 plastic

Contact mounting - Contact sequence for compact contact blocks with push-in connections

Maximum recommended configurations to help ensure compliance with catalog characteristics

Unit type Complete units XB5A and XB5F, heads ZB5A and ZB5F *(1)*		Pushbuttons, spring return XB5AA●, ZB5AA● (except ZB5AA●8), XB5AC●, ZB5AC●, XB5AL●, ZB5AL●, XB5AP●, ZB5AP●, ZB5AR● Flush mounted pushbuttons, spring return XB5FA●, ZB5FA● (except ZB5FA●8) Triple-headed pushbuttons XB5AA731327, XB5AA711137, ZB5AA7313●, ZB5AA7111●, ZB5AA72124, ZB5AA791	Double-headed pushbuttons XB5AL73415, ZB5AA712●, ZB5A●734●, ZB5AA79	Illuminated pushbuttons, spring return XB5AW●, ZB5AW●, ZB5AA●8 Illuminated pushbuttons, spring return XB5FW●, ZB5FW●, ZB5FA●8 Double-headed pushbuttons + pilot light block XB5AW73731●5, ZB5AW7A17●●, ZB5AW7●374●, ZB5AW7A9
Solution using single contacts			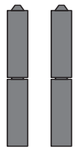	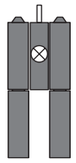
Maximum recommended configurations	Single compact contacts	6	4	4
	Compact light block	–	–	1

(1) Flush mounted heads for Ø 30 mm/1.18 in.

Single compact contact

Compact light block

Possible location

Emergency stop or Emergency switching off XB5AT●, ZB5AT●, XB5AS●, ZB5AS●	Selector switches, ■ Standard handle XB5AD●, ZB5AD● ■ Long handle XB5AJ●, ZB5AJ● ■ Knurled knob ZB5AD●9 ■ Key switch XB5AG●, ZB5AG●, ZB5AG0● Flush mounted selector switches ■ Standard handle XB5FD●, ZB5FD● ■ Long handle XB5FJ●, ZB5FJ● ■ Knurled knob ZB5FD●9 ■ Key switch XB5FG●, ZB5FG0●, ZB5FG●			Illuminated selector switches with standard handle XB5AK●, ZB5AK● Flush mounted illuminated selector switches with standard handle XB5FK●, ZB5FK●	Toggle switches ZB5AD●8 Pushbuttons, push-turn to release, knurled operator ZB5AF●, or lockable ZB5AFD●	Pushbuttons, push-push ZB5AH● Flush mounted pushbuttons, push-push ZB5FH●	Illuminated pusbuttons, push-push ZB5AH●3, ZB5AW743 Flush mounted illuminated pusbuttons, push-push ZB5FH●3 Illuminated Emergency stop ZB5AT8643M
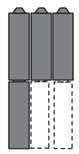	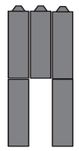	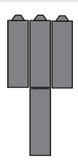	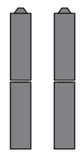	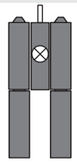			
4	5	4	4	4	6	3	2
–	–	–	–	1	–	–	1

Sequence of contacts on selector switch bodies

Unit type			Selector switches											
			2-position						3-position					
			315°			45°			315°			0°			45°		
Head operator	Position	Not activated							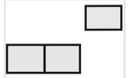						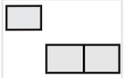		
		Activated															
	Contact location		L	C	R	L	C	R	L	C	R	L	C	R	L	C	R
ZBE contacts	NO		□	□	□	■	■	■	■	■	□	□	□	□	□	■	■
	NC		■	■	■	□	□	□	□	□	■	■	■	■	■	□	□

L left, C center, R right
□ open ■ closed

Harmony XB5 plastic
For Ø 22 mm mounting

Schneider Electric

Control and signaling units

Harmony XB5 plastic

Diameter 22 mm spring return pushbuttons, unmarked

XB5AA31

XB5AA51C0

XB5AA425

ZB5AA0

ZB5AA5

ZB5AA48

Pushbuttons with flush push *(1)*

Shape of head	Type of push	Type of contact NO	Type of contact NC	Color of push	Reference: For black bezel	Reference: For gray bezel *(2)*	Weight kg/*lb*
Complete units *(3)*							
Screw clamp terminal connections (Schneider Electric anti-loosening system)							
	Flush	1	–	White	XB5AA11 (ZB5AZ101 + ZB5AA1)	XB5AA11C0 (ZB5AZ101 + ZB5AA1C0)	0.037/*0.082*
				Black	XB5AA21 *(4)* (ZB5AZ101 + ZB5AA2)	XB5AA21C0 (ZB5AZ101 + ZB5AA2C0)	0.037/*0.082*
				Green	XB5AA31 *(4)* (ZB5AZ101 + ZB5AA3)	XB5AA31C0 (ZB5AZ101 + ZB5AA3C0)	0.037/*0.082*
				Yellow	XB5AA51 (ZB5AZ101 + ZB5AA5)	XB5AA51C0 (ZB5AZ101 + ZB5AA5C0)	0.037/*0.082*
				Blue	XB5AA61 (ZB5AZ101 + ZB5AA6)	XB5AA61C0 (ZB5AZ101 + ZB5AA6C0)	0.037/*0.082*
		–	1	Red	XB5AA42 *(4)* (ZB5AZ102 + ZB5AA4)	XB5AA42C0 (ZB5AZ102 + ZB5AA4C0)	0.037/*0.082*
Compact push-in terminal connections							
	Flush	1	–	White	XB5AA115 (ZB5AZ1015 + ZB5AA1)	–	0.041/*0.090*
				Black	XB5AA215 (ZB5AZ1015 + ZB5AA2)	–	0.041/*0.090*
				Green	XB5AA315 (ZB5AZ1015 + ZB5AA3)	–	0.041/*0.090*
				Yellow	XB5AA515 (ZB5AZ1015 + ZB5AA5)	–	0.041/*0.090*
				Blue	XB5AA615 (ZB5AZ1015 + ZB5AA6)	–	0.041/*0.090*
		–	1	Red	XB5AA425 (ZB5AZ1025 + ZB5AA4)	–	0.041/*0.090*
Heads only, circular, for screw clamp or compact push-in terminal connections *(3)*							
	Without cap *(5)*			–	ZB5AA0	–	0.022/*0.049*
	Flush, with set of 6 colored caps			6 colors *(5)*	ZB5AA9	–	0.027/*0.060*
	Flush			White	ZB5AA1	ZB5AA1C0	0.018/*0.040*
				Black	ZB5AA2	ZB5AA2C0	0.018/*0.040*
				Green	ZB5AA3	ZB5AA3C0	0.018/*0.040*
				Red	ZB5AA4	ZB5AA4C0	0.018/*0.040*
				Yellow	ZB5AA5	ZB5AA5C0	0.018/*0.040*
				Blue	ZB5AA6	ZB5AA6C0	0.018/*0.040*
				Gray	ZB5AA8	ZB5AA8C0	0.018/*0.040*
	Flush with transparent cap for insertion of legend *(6)*			White	ZB5AA18	ZB5AA18C0	0.018/*0.040*
				Green	ZB5AA38	ZB5AA38C0	0.018/*0.040*
				Red	ZB5AA48	ZB5AA48C0	0.018/*0.040*
				Orange	ZB5AA58	ZB5AA58C0	0.018/*0.040*
				Blue	ZB5AA68	ZB5AA68C0	0.018/*0.040*
	Illuminated flush pushbutton head, with set of 6 colored caps			6 colors	ZB5AA98	–	0.018/*0.040*

(1) For recommended maximum number of contacts constituting the body (fixing collar and contact) associated with the head, see pages 26 to 29.
(2) To add customized markings on these references using the online customization tool, see page 5.
(3) Colored cap to be ordered separately (see page 74).
*(4) To order products with 1 NO and 1 NC contact, replace the last digit of the commercial reference with a 5. For example, **XB5AA21** becomes **XB5AA25**.*
(5) Head supplied with 6 different colored caps (white, black, green, red, yellow, or blue) not fitted.
(6) For legend ordering information, see page 82.

Control and signaling units

Harmony XB5 plastic

Diameter 22 mm spring return pushbuttons, unmarked

ZB5AA16

ZB5AA46C0

XB5AL42C0

XB5AL425

ZB5AL3

ZB5AL6C0

Pushbuttons with recessed push *(1)*
High guard

Shape of head	Type of push	Color	Reference: For black bezel	Reference: For gray bezel	Weight kg/*lb*
Heads only, circular *(2)*					
	Recessed (high guard)	White	ZB5AA16	ZB5AA16C0	0.020/*0.044*
		Black	ZB5AA26	ZB5AA26C0	0.020/*0.044*
		Green	ZB5AA36	ZB5AA36C0	0.020/*0.044*
		Red	ZB5AA46	ZB5AA46C0	0.020/*0.044*
		Yellow	ZB5AA56	ZB5AA56C0	0.020/*0.044*
		Blue	ZB5AA66	ZB5AA66C0	0.020/*0.044*

Pushbuttons with projecting push *(1)*

Shape of head	Type of push	Type of contact: NO	Type of contact: NC	Color of push	Reference: For black bezel	Reference: For gray bezel	Weight kg/*lb*
Complete units *(2)*							
Screw clamp terminal connections (Schneider Electric anti-loosening system)							
	Projecting	–	1	Red	XB5AL42 (ZB5AZ102 + ZB5AL4)	XB5AL42C0 (ZB5AZ102 + ZB5AL4C0)	0.038/*0.084*
Compact push-in terminal connections							
	Projecting	–	1	Red	XB5AL425 (ZB5AZ1025 + ZB5AL4)	–	0.042/*0.092*
Heads only, circular, for screw clamp or compact push-in terminal connections *(2)*							
	Projecting			White	ZB5AL1	ZB5AL1C0	0.019/*0.042*
				Black	ZB5AL2	ZB5AL2C0	0.019/*0.042*
				Green	ZB5AL3	ZB5AL3C0	0.019/*0.042*
				Red	ZB5AL4	ZB5AL4C0	0.019/*0.042*
				Yellow	ZB5AL5	ZB5AL5C0	0.019/*0.042*
				Blue	ZB5AL6	ZB5AL6C0	0.019/*0.042*

(1) For recommended maximum number of contacts constituting the body (fixing collar and contact) associated with the head, see pages 26 to 29.

(2) To add customized markings on these references using the online customization tool, see page 5.

Control and signaling units

Harmony XB5 plastic

Diameter 22 mm spring return pushbuttons, unmarked

XB5AP51

XB5AP61C0

ZB5AP4

ZB5AP2S

ZB5AP383

Pushbuttons with booted head *(1)*

Shape of head	Type of push	Type of contact NO	Type of contact NC	Color of push	Reference For black bezel	Reference For gray bezel	Weight kg/*lb*
Complete units *(2)*							
Screw clamp terminal connections (Schneider Electric anti-loosening system)							
	Booted, clear silicone (color of push unobscured)	1	–	Black	XB5AP21 (ZB5AZ101 + ZB5AP2)	XB5AP21C0	0.039/*0.086*
				Green	XB5AP31 (ZB5AZ101 + ZB5AP3)	XB5AP31C0	0.039/*0.086*
				Yellow	XB5AP51 (ZB5AZ101 + ZB5AP5)	XB5AP51C0	0.039/*0.086*
				Blue	XB5AP61 (ZB5AZ101 + ZB5AP6)	XB5AP61C0	0.039/*0.086*
		–	1	Red	XB5AP42 (ZB5AZ102 + ZB5AP4)	–	0.039/*0.086*
Silicone booted heads only, with increased protection (IP69K)							
Flush	**Clear boot** *(3)* For insertion of protected legend within head *(4)*			White	ZB5AP18 *(2)*	–	0.023/*0.051*
				Green	ZB5AP38	–	0.023/*0.051*
				Red	ZB5AP48 *(2)*	–	0.023/*0.051*
				Yellow	ZB5AP58	–	0.023/*0.051*
				Blue	ZB5AP68 *(2)*	–	0.023/*0.051*
Projecting	**Clear boot** *(2)(3)*			White	ZB5AP1	–	0.014/*0.031*
				Black	ZB5AP2	–	0.014/*0.031*
				Green	ZB5AP3	–	0.014/*0.031*
				Red	ZB5AP4	–	0.014/*0.031*
				Yellow	ZB5AP5	–	0.014/*0.031*
				Blue	ZB5AP6	–	0.014/*0.031*
Silicone booted heads only, standard for mouting with legend holder (IP66)							
Flush	**Colored boot** *(2)(5)*			White	ZB5AP1S	–	0.021/*0.046*
				Black	ZB5AP2S	–	0.021/*0.046*
				Green	ZB5AP3S	–	0.021/*0.046*
				Red	ZB5AP4S	–	0.021/*0.046*
				Yellow	ZB5AP5S	–	0.021/*0.046*
				Blue	ZB5AP6S	–	0.021/*0.046*
	Clear membrane *(5)* For insertion of protected legend within head *(4)*			White	ZB5AP183	–	0.010/*0.022*
				Green	ZB5AP383	–	0.010/*0.022*
				Red	ZB5AP483	–	0.010/*0.022*
				Yellow	ZB5AP583 *(2)*	–	0.010/*0.022*
				Blue	ZB5AP683	–	0.010/*0.022*

(1) For recommended maximum number of contacts constituting the body (fixing collar and contact) associated with the head, see pages 26 to 29.
(2) To add customized markings on these references using the online customization tool, see page 5.
(3) Permissible panel thickness 1 to 5 mm/0.039 to 0.197 in., cannot be used with legend holders.
(4) To order a legend for insertion within the head, see page 82.
(5) For replacement of silicone protection element without dismantling head, see page 76.

Control and signaling units

Harmony XB5 plastic

Diameter 22 mm spring return pushbuttons, with marking



XB5AA4322

XB5AA3351C0

ZB5AA331

ZB5AA432

ZB5AL232

Pushbuttons with flush or projecting push *(1)*

Shape of head	Type of push	Type of contact NO	Type of contact NC	Marking Text (color)	Color of push	Reference For black bezel	Reference For gray bezel	Weight kg/*lb*
Complete units *(2)*								
Screw clamp terminal connections (Schneider Electric anti-loosening system)								
	Flush	1	–	"I" (white)	Green	XB5AA3311 (ZB5AZ101 + ZB5AA331)	XB5AA3311C0 (ZB5AZ101 + ZB5AA331C0)	0.037/*0.082*
	Flush	–	1	"O" (white)	Red	XB5AA4322 (ZB5AZ102 + ZB5AA432)	XB5AA4322C0 (ZB5AZ102 + ZB5AA432C0)	0.037/*0.082*
	Flush *(3)*	1	–	↑ (black)	White	XB5AA3341 (ZB5AZ101 + ZB5AA334)	XB5AA3341C0 (ZB5AZ101 + ZB5AA334C0)	0.037/*0.082*
	Flush *(3)*	1	–	↓ (white)	Black	XB5AA3351 (ZB5AZ101 + ZB5AA335)	XB5AA3351C0 (ZB5AZ101 + ZB5AA335C0)	0.037/*0.082*
Heads only, circular *(2)*								
	Flush			"I" (white)	Green	ZB5AA331	ZB5AA331C0	0.018/*0.040*
				"I" (black)	White	ZB5AA131	ZB5AA131C0	0.018/*0.040*
				"II" (white)	Green	ZB5AA336	–	0.018/*0.040*
				"START" (white)	Green	ZB5AA333	ZB5AA333C0	0.018/*0.040*
				"ON" (white)	Green	ZB5AA341	–	0.018/*0.040*
				"MARCHE" (white)	Green	ZB5AA342	–	0.018/*0.040*
				(white)	Black	ZB5AA245	–	0.018/*0.040*
				(black)	White	ZB5AA145	–	0.018/*0.040*
				"O" (white)	Red	ZB5AA432	ZB5AA432C0	0.018/*0.040*
					Black	ZB5AA232	–	0.018/*0.040*
				"ARRET" (white)	Red	ZB5AA433	–	0.018/*0.040*
				"STOP" (white)	Red	ZB5AA434	ZB5AA434C0	0.018/*0.040*
					Black	ZB5AA234	–	0.018/*0.040*
				"OFF" (white)	Red	ZB5AA435	–	0.018/*0.040*
				UP (black)	White	ZB5AA343	–	0.018/*0.040*
				DOWN (white)	Black	ZB5AA344	–	0.018/*0.040*
				↑ (black) *(3)*	White	ZB5AA334	ZB5AA334C0	0.018/*0.040*
				↓ (white) *(3)*	Black	ZB5AA335	ZB5AA335C0	0.018/*0.040*
	Projecting *(3)*			"O" (white)	Red	ZB5AL432	ZB5AL432C0	0.019/*0.042*
					Black	ZB5AL232	–	0.019/*0.042*
				"STOP" (white)	Red	ZB5AL434	–	0.019/*0.042*

(1) For recommended maximum number of contacts constituting the body (fixing collar and contact) associated with the head, see pages 26 to 29.
(2) To add customized markings on these references using the online customization tool, see page 5.
(3) Product supplied with cap not clipped in, allowing orientation through 360° in 90° steps.

Control and signaling units

Harmony XB5 plastic

Diameter 22 mm illuminated pushbuttons, spring return, with Universal LED

XB5AW31B5

XB5AW34G5

XB5AW34G5

Illuminated pushbuttons with flush push *(1)*

Shape of head	Description	Type of contact NO	Type of contact NC	Supply voltage V	Color of push	Reference For black bezel	Reference For gray bezel	Weight kg/*lb*
Complete units - With plain lens								
Screw clamp terminal connections (Schneider Electric anti-loosening system)								
	Universal LED	1	1	24 ⎓ 50/60 Hz	White	XB5AW31B5 (ZB5AW0B15 + ZB5AW313)	XB5AW31B5C0 (ZB5AW0B15 + ZB5AW313C0)	0.056/*0.123*
					Green	XB5AW33B5 *(3)* (ZB5AW0B15 + ZB5AW333)	XB5AW33B5C0 (ZB5AW0B15 + ZB5AW333C0)	0.056/*0.123*
					Red	XB5AW34B5 (ZB5AW0B15 + ZB5AW343)	XB5AW34B5C0 (ZB5AW0B15 + ZB5AW343C0)	0.056/*0.123*
					Orange	XB5AW35B5 (ZB5AW0B15 + ZB5AW353)	XB5AW35B5C0 (ZB5AW0B15 + ZB5AW353C0)	0.056/*0.123*
					Blue	XB5AW36B5 (ZB5AW0B15 + ZB5AW363)	XB5AW36B5C0 (ZB5AW0B15 + ZB5AW363C0)	0.056/*0.123*
				110...120 ∼ 50/60 Hz	White	XB5AW31G5 (ZB5AW0G15 + ZB5AW313)	XB5AW31G5C0 (ZB5AW0G15 + ZB5AW313C0)	0.056/*0.123*
					Green	XB5AW33G5 (ZB5AW0G15 + ZB5AW333)	XB5AW33G5C0 (ZB5AW0G15 + ZB5AW333C0)	0.056/*0.123*
					Red	XB5AW34G5 (ZB5AW0G15 + ZB5AW343)	XB5AW34G5C0 (ZB5AW0G15 + ZB5AW343C0)	0.056/*0.123*
					Orange	XB5AW35G5 (ZB5AW0G15 + ZB5AW353)	XB5AW35G5C0 (ZB5AW0G15 + ZB5AW353C0)	0.056/*0.123*
					Blue	XB5AW36G5 (ZB5AW0G15 + ZB5AW363)	XB5AW36G5C0 (ZB5AW0G15 + ZB5AW363C0)	0.056/*0.123*
				230…240 ∼ 50/60 Hz	White	XB5AW31M5 (ZB5AW0M15 + ZB5AW313)	XB5AW31M5C0 (ZB5AW0M15 + ZB5AW313C0)	0.056/*0.123*
					Green	XB5AW33M5 (ZB5AW0M15 + ZB5AW333)	XB5AW33M5C0 (ZB5AW0M15 + ZB5AW333C0)	0.056/*0.123*
					Red	XB5AW34M5 (ZB5AW0M15 + ZB5AW343)	XB5AW34M5C0 (ZB5AW0M15 + ZB5AW343C0)	0.056/*0.123*
					Orange	XB5AW35M5 (ZB5AW0M15 + ZB5AW353)	XB5AW35M5C0 (ZB5AW0M15 + ZB5AW353C0)	0.056/*0.123*
					Blue	XB5AW36M5 (ZB5AW0M15 + ZB5AW363)	XB5AW36M5C0 (ZB5AW0M15 + ZB5AW363C0)	0.056/*0.123*

(1) For recommended maximum number of contacts constituting the body (fixing collar and contact) associated with the head, see pages 26 to 29.

(2) To add customized markings on these references using the online customization tool, see page 5.

*(3) To order products with 2 NO contacts, replace the last digit of the commercial reference with a 3. For example, **XB5AW33B5** becomes **XB5AW33B3**.*

Control and signaling units

Harmony XB5 plastic

Diameter 22 mm illuminated pushbuttons, spring return, with Universal LED

XB5AW34B55

ZB5AW313

ZB5AW383C0

ZB5AW363

Illuminated pushbuttons with flush push (continued) *(1)*

Shape of head	Description	Type of contact NO	Type of contact NC	Supply voltage V	Color of push	Reference For black bezel	Weight kg/*lb*
Complete units - With plain lens							
Compact push-in terminal connections							
	Universal LED	1	1	24 ⎓ 50/60 Hz	White	XB5AW31B55 (ZB5AZ1055 + ZBVB15 + ZB5AW313)	0.052/*0.114*
					Green	XB5AW33B55 (ZB5AZ1055 + ZBVB15 + ZB5AW333)	0.052/*0.114*
					Red	XB5AW34B55 (ZB5AZ1055 + ZBVB15 + ZB5AW343)	0.052/*0.114*
					Orange	XB5AW35B55 (ZB5AZ1055 + ZBVB15 + ZB5AW353)	0.052/*0.114*
					Blue	XB5AW36B55 (ZB5AZ1055 + ZBVB15 + ZB5AW363)	0.052/*0.114*

Heads only, circular *(2)* **- With plain lens** *(3)*

Shape of head	Type of push	Color	Reference For black bezel	Reference For gray bezel	Weight kg/*lb*
	Flush	White	ZB5AW313	ZB5AW313C0	0.017/*0.037*
		Green	ZB5AW333	ZB5AW333C0	0.017/*0.037*
		Red	ZB5AW343	ZB5AW343C0	0.017/*0.037*
		Orange	ZB5AW353	ZB5AW353C0	0.017/*0.037*
		Yellow	ZB5AW383	ZB5AW383C0	0.017/*0.037*
		Blue	ZB5AW363	ZB5AW363C0	0.017/*0.037*
	Flush with illuminated ring	White	ZB5AW913	–	0.016/*0.035*
		Green	ZB5AW933	–	0.016/*0.035*
		Red	ZB5AW943	–	0.016/*0.035*
		Orange	ZB5AW953	–	0.016/*0.035*
		Yellow	ZB5AW983	–	0.016/*0.035*
		Blue	ZB5AW963	–	0.016/*0.035*
	Flush with clear boot (IP67)	White	ZB5AW513	ZB5AW513C0	0.019/*0.042*
		Green	ZB5AW533	ZB5AW533C0	0.019/*0.042*
		Red	ZB5AW543	ZB5AW543C0	0.019/*0.042*
		Orange	ZB5AW553	ZB5AW553C0	0.019/*0.042*
		Yellow	ZB5AW583	ZB5AW583C0	0.019/*0.042*
		Blue	ZB5AW563	ZB5AW563C0	0.019/*0.042*
	Flush for insertion of legend *(4)* **(IP69 K)**	White	ZB5AA18	ZB5AA18C0	0.018/*0.040*
		Green	ZB5AA38	ZB5AA38C0	0.018/*0.040*
		Red	ZB5AA48	ZB5AA48C0	0.018/*0.040*
		Orange	ZB5AA58	ZB5AA58C0	0.018/*0.040*
		Yellow	ZB5AA88	ZB5AA88C0	0.018/*0.040*
		Blue	ZB5AA68	ZB5AA68C0	0.018/*0.040*
	Illuminated flush pushbutton head, with set of 6 colored caps	6 colors	ZB5AA98	–	0.018/*0.040*

(1) For recommended maximum number of contacts constituting the body (fixing collar and contact) associated with the head, see pages 26 to 29.
(2) For use with bodies comprising a light source with Universal LED only.
(3) To add customized markings on these references using the online customization tool, see page 5.
(4) For legend ordering information, see page 82.

Control and signaling units

Harmony XB5 plastic

Diameter 22 mm illuminated pushbuttons, spring return, with Universal LED

ZB5AW333SC0

Illuminated pushbuttons with flush push (continued) *(1)*					
Shape of head	**Type of push**	**Color**	**Reference**		**Weight kg/*lb***
			For black bezel	**For gray bezel**	
Heads only, circular *(2)* **- With grooved lens** *(3) (4)*					
	Flush	White	**ZB5AW313S**	**ZB5AW313SC0**	0.017/*0.037*
		Green	**ZB5AW333S**	**ZB5AW333SC0**	0.017/*0.037*
		Red	**ZB5AW343S**	**ZB5AW343SC0**	0.017/*0.037*
		Orange	**ZB5AW353S**	**ZB5AW353SC0**	0.017/*0.037*
		Yellow	**ZB5AW383S**	**ZB5AW383SC0**	0.017/*0.037*
		Blue	**ZB5AW363S**	**ZB5AW363SC0**	0.017/*0.037*

ZB5AW143

ZB5AW183C0

Illuminated pushbuttons with projecting push *(1)*					
Shape of head	**Type of push**	**Color**	**Reference**		**Weight kg/*lb***
			For black bezel	**For gray bezel**	
Heads only, circular *(2)* **- With plain lens** *(3)*					
	Projecting	White	**ZB5AW113**	**ZB5AW113C0**	0.018/*0.040*
		Green	**ZB5AW133**	**ZB5AW133C0**	0.018/*0.040*
		Red	**ZB5AW143**	**ZB5AW143C0**	0.018/*0.040*
		Orange	**ZB5AW153**	**ZB5AW153C0**	0.018/*0.040*
		Yellow	**ZB5AW183**	**ZB5AW183C0**	0.018/*0.040*
		Blue	**ZB5AW163**	**ZB5AW163C0**	0.018/*0.040*

(1) For recommended maximum number of contacts constituting the body (fixing collar and contact) associated with the head, see pages 26 to 29.
(2) For use with bodies comprising a light source with Universal LED only.
(3) To add customized markings on these references using the online customization tool, see page 5.
(4) For use in bright ambient light conditions (for example, outdoors in sunlight).

Control and signaling units

Harmony XB5 plastic

Diameter 22 mm illuminated pushbuttons, spring return, with BA9s base fitting

XB5AW3465

ZB5AW33

ZB5AW13

Illuminated pushbuttons with flush push *(1)*

Shape of head	Description	Type of contact NO	Type of contact NC	Supply voltage V	Color of push	Reference	Weight kg/*lb*
Complete units - With plain lens *(2)*							
Screw clamp terminal connections (Schneider Electric anti-loosening system)							
	Direct supply for bulb with BA9s base fitting, 2.4 W max. **(bulb not included)**	1	1	≤ 250	White	XB5AW3165 (ZB5AW065 + ZB5AW31)	0.057/*0.126*
					Green	XB5AW3365 (ZB5AW065 + ZB5AW33)	0.057/*0.126*
					Red	XB5AW3465 (ZB5AW065 + ZB5AW34)	0.057/*0.126*
					Orange	XB5AW3565 (ZB5AW065 + ZB5AW35)	0.057/*0.126*
Heads only *(3)* **- With plain lens** *(2)*							
	Flush				White	ZB5AW31	0.018/*0.040*
					Green	ZB5AW33	0.018/*0.040*
					Red	ZB5AW34	0.018/*0.040*
					Orange	ZB5AW35	0.018/*0.040*
					Blue	ZB5AW36	0.018/*0.040*
					Clear	ZB5AW37	0.018/*0.040*

Illuminated pushbuttons with projecting push *(1)*

Shape of head	Type of push	Color	Reference	Weight kg/*lb*
Heads only *(2)* **- With plain lens** *(3)*				
	Projecting	White	ZB5AW11	0.017/*0.037*
		Green	ZB5AW13	0.017/*0.037*
		Red	ZB5AW14	0.017/*0.037*
		Orange	ZB5AW15	0.017/*0.037*
		Blue	ZB5AW16	0.017/*0.037*
		Clear	ZB5AW17	0.017/*0.037*

(1) For recommended maximum number of contacts constituting the body (fixing collar and contact) associated with the head, see pages 26 to 29.
(2) For use with bodies comprising a light source with BA9s base fitting bulb (incandescent, neon, or LED) only.
(3) To add customized markings on these references using the online customization tool, see page 5.

Control and signaling units

Harmony XB5 plastic

Diameter 22 mm multiple-headed pushbuttons, spring return

XB5AL734155

ZB5AA7121

ZB5AL7341

Double-headed pushbuttons *(1)*

Shape of head	Description	Type of contact NO	Type of contact NC	Caps *(2)* Marking	Caps *(2)* Background color	Reference	Weight kg/*lb*
Complete units							
Screw clamp terminal connections (Schneider Electric anti-loosening system)							
	1 flush push, black **1 projecting push, red**	1	1	White "I" White "0"	Green Red	XB5AL73415	0.053/*0.117*
Compact push-in terminal connections							
	1 flush push, black **1 projecting push, red**	1	1	White "I" White "0"	Green Red	XB5AL734155 (ZB5AZ1055 + ZB5AL7341)	0.045/*0.099*
Heads only, circular, for screw clamp or compact push-in terminal connections							
	2 flush push, black			Unmarked Unmarked	White Black	ZB5AA7120	0.023/*0.051*
				Black "I" White "0"	White Black	ZB5AA7121	0.023/*0.051*
				Unmarked Unmarked	Green Red	ZB5AA7340	0.023/*0.051*
				Black "➡" White "⇦"	White Black	ZB5AA7213	0.023/*0.051*
				White "I" White "0"	Green Red	ZB5AA7341	0.023/*0.051*
				Without cap *(3)*		ZB5AA79	0.023/*0.051*
	1 flush push, black **1 projecting push, red**			Unmarked Unmarked	Green Red	ZB5AL7340	0.023/*0.051*
				White "I" White "0"	Green Red	ZB5AL7341	0.023/*0.051*

(1) *For recommended maximum number of contacts constituting the body (fixing collar and contact) associated with the head, see pages 26 to 29.*
(2) *These caps are factory assembled and cannot be removed (risk of damage).*
(3) *Caps to be ordered separately.*

Control and signaling units

Harmony XB5 plastic

Diameter 22 mm multiple-headed pushbuttons, spring return

XB5AW73731●5

ZB5AW7A1721

ZB5AW7A3741

Double-headed pushbuttons with 1 white central pilot light block *(1)*

Shape of head	Description	Type of contact NO	Type of contact NC	Caps *(2)* Marking	Caps *(2)* Background color	Pilot light voltage V	Reference	Weight kg/*lb*
Complete units								
Screw clamp terminal connections (Schneider Electric anti-loosening system)								
	1 flush push, black **1 projecting push, red** **1 central pilot light block, white**	1	1	White "I" White "0"	Green Red	24	**XB5AW73731B5**	0.066/*0.146*
						120	**XB5AW73731G5**	0.066/*0.146*
						240	**XB5AW73731M5**	0.066/*0.146*
Heads only *(3)*								
	2 flush push, black **1 central pilot light, clear** *(4)*			Unmarked Unmarked	White Black		**ZB5AW7A1720**	0.023/*0.051*
				Black "I" White "0"	White Black		**ZB5AW7A1721**	0.023/*0.051*
				Unmarked Unmarked	Green Red		**ZB5AW7A3740**	0.023/*0.051*
				White "I" White "0"	Green Red		**ZB5AW7A3741**	0.023/*0.051*
				Black "⇧" White "⇩"	Green Red		**ZB5AW7A1724**	0.023/*0.051*
				Black "+" Black "–"	White White		**ZB5AW7A1715**	0.023/*0.051*
				Without cap *(5)*			**ZB5AW7A9**	0.023/*0.051*
	1 flush push, black **1 projecting push, red** **1 central pilot light, clear** *(4)*			Unmarked Unmarked	Green Red		**ZB5AW7L3740**	0.023/*0.051*
				White "I" White "0"	Green Red		**ZB5AW7L3741**	0.023/*0.051*

(1) *For recommended maximum number of contacts constituting the body (fixing collar and contact) associated with the head, see pages 26 to 29.*
(2) *These caps are factory assembled and cannot be removed (risk of damage).*
(3) *For use with bodies comprising a light source with Universal LED only.*
(4) *Color of centrally positioned pilot light determined by the color of the LED incorporated in the body sub-assembly.*
(5) *Caps to be ordered separately.*

Control and signaling units

Harmony XB5 plastic

Diameter 22 mm multiple-headed pushbuttons, spring return

XB5AA731327

ZB5AA71124

ZBA7235

ZBA7331

ZBA7432

ZBA709

Triple-headed pushbuttons *(1) (2)*

Screw clamp terminal connections (Schneider Electric anti-loosening system)

Shape of head	Description	Type of contact NO	Type of contact NC	Type of contact NO	Caps *(3)* Marking	Caps *(3)* Background color	Reference	Weight kg/*lb*
Complete units								
	2 flush push, black, 1 central projecting push, marked "Stop" in white	1	1	1	White "I" White "II"	Green Green	XB5AA731327	0.063/*0.139*
					Black "➡" White "⇦"	White Black	XB5AA711237	0.063/*0.139*
Heads only								
					White "⇧" White "⇩" Black "–"	Green Green White	ZB5AA73134	0.023/*0.051*
					Black "➡" White "⇦"	White Black	ZB5AA71123	0.023/*0.051*
					Black "⬆" White "⇩"	White Black	ZB5AA71124	0.023/*0.051*
					White "⇧" White "⇩"	Black Black	ZB5AA72124	0.023/*0.051*
					Without cap *(4)*		ZB5AA791	0.023/*0.051*

Specific accessories for multiple-headed pushbuttons

Description	Marking	Background color	Sold in lots of	Reference	Weight kg/*lb*
Caps for clip-on mounting *(5)* **only on:** **- ZB5AA79 double-headed pushbuttons** **- ZB5AW7A9 double-headed pushbuttons + central pilot light block** **- ZB5AA791 triple-headed pushbuttons**	Unmarked	White	10	ZBA71	0.010/*0.022*
	Black "I"		10	ZBA7131	0.010/*0.022*
	Black "⬆"		10	ZBA7134	0.010/*0.022*
	Black "+"		10	ZBA7138	0.010/*0.022*
	Unmarked	Black	10	ZBA72	0.010/*0.022*
	White "O"		10	ZBA7232	0.010/*0.022*
	White "⇩"		10	ZBA7235	0.010/*0.022*
	White "I"		10	ZBA7237	0.010/*0.022*
	Unmarked	Green	10	ZBA73	0.010/*0.022*
	White "I"		10	ZBA7331	0.010/*0.022*
	White "⇧"		10	ZBA7335	0.010/*0.022*
	Unmarked	Red	10	ZBA74	0.010/*0.022*
	White "O"		10	ZBA7432	0.010/*0.022*
	Unmarked	Yellow	10	ZBA75	0.010/*0.022*
	Unmarked	Blue	10	ZBA76	0.010/*0.022*
Silicone boots for 2 flush pushes *(6)*	–	Clear	10	ZBA708	0.055/*0.121*
Silicone boots for 3 pushes *(6)*	–		10	ZBA709	0.055/*0.121*
Silicone boots for 1 flush push and 1 projecting push *(6)*	–		10	ZBA710	0.055/*0.121*

(1) For recommended maximum number of contacts constituting the body (fixing collar and contact) associated with the head, see pages 26 to 29.
(2) Not compatible with high-power switching contacts and contacts for printed circuit board.
(3) These caps are factory assembled and cannot be removed (risk of damage).
(4) Caps to be ordered separately, see accessories on this page.
(5) Can be clipped in at 90° steps through 360°.
(6) Can be replaced without dismantling the head.

Control and signaling units

Harmony XB5 plastic

Diameter 22 mm mushroom head pushbuttons, spring return

XB5AC21

ZB5AC24

ZB5AC2

ZB5AR4

Mushroom head pushbuttons *(1) (2)*
Screw clamp terminal connections (Schneider Electric anti-loosening system)

Shape of head	Type of push	Type of contact NO	Type of contact NC	Push Diameter Ø mm/*in.*	Push Color	Reference	Weight kg/*lb*
Complete units							
	Mushroom head	1	–	40/*1.575*	Black	**XB5AC21** (**ZB5AZ101** + **ZB5AC2**)	0.062/*0.137*
Heads only							
	Mushroom head			30/*1.181*	Black	**ZB5AC24**	0.027/*0.060*
					Green	**ZB5AC34**	0.027/*0.060*
					Red	**ZB5AC44**	0.027/*0.060*
					Yellow	**ZB5AC54**	0.027/*0.060*
					Blue	**ZB5AC64**	0.027/*0.060*
				40/*1.575*	Black	**ZB5AC2**	0.046/*0.101*
					Green	**ZB5AC3**	0.046/*0.101*
					Red	**ZB5AC4**	0.046/*0.101*
					Yellow	**ZB5AC5**	0.046/*0.101*
					Blue	**ZB5AC6**	0.046/*0.101*
				60/*2.362*	Black	**ZB5AR2**	0.065/*0.143*
					Green	**ZB5AR3**	0.065/*0.143*
					Red	**ZB5AR4**	0.065/*0.143*
					Yellow	**ZB5AR5**	0.065/*0.143*
					Blue	**ZB5AR6**	0.065/*0.143*

(1) These pushbuttons and heads cannot be used for an Emergency stop function. Therefore, it is recommended that a legend with a black or white background is used.
(2) For recommended maximum number of contacts constituting the body (fixing collar and contact) associated with the head, see *pages 26 to 29**.*

Control and signaling units

Harmony XB5 plastic

Diameter 22 mm mushroom head pushbuttons, latching

ZB5AT2

ZB5AS62

ZB5AS72

ZB5AW733

Mushroom head pushbuttons *(1) (2)*

Shape of head	Type of reset	Push Diameter Ø mm/*in.*	Color	Reference	Weight kg/*lb*
Heads only					
	Push-pull	30/*1.181*	Black	ZB5AT24	0.044/*0.097*
		40/*1.575*	Black	ZB5AT2	0.049/*0.108*
		60/*2.362*	Black	ZB5AX2	0.067/*0.148*
	Turn to release	30/*1.181*	Black	ZB5AS42	0.040/*0.088*
		40/*1.575*	Black	ZB5AS52	0.044/*0.097*
		40/*1.575*	Yellow	ZB5AS55	0.044/*0.097*
		60/*2.362*	Black	ZB5AS62	0.064/*0.141*
	Key release (key 455) (2 keys included with head) *(3) (4)*	30/*1.181*	Black	ZB5AS72	0.040/*0.088*
		40/*1.575*	Black	ZB5AS12	0.044/*0.097*

Illuminated mushroom head pushbuttons *(2)*

Shape of head	Type of reset	Push Diameter Ø mm/*in.*	Color	Reference	Weight kg/*lb*
Heads only *(5)*					
	Turn to release	40/*1.575*	White	ZB5AW713	0.022/*0.049*
			Green	ZB5AW733	0.022/*0.049*
			Orange	ZB5AW753	0.022/*0.049*
			Blue	ZB5AW763	0.022/*0.049*

UN Universal for all color heads

(1) These pushbuttons and heads cannot be used for an Emergency stop function. Therefore, it is recommended that a legend with a black or white background is used.
(2) For recommended maximum number of contacts constituting the body (fixing collar and contact) associated with the head, see pages 26 to 29.
(3) For specific keys, please contact our Customer Care Center.
(4) The symbol indicates key withdrawal position(s).
(5) For use with bodies comprising a light source with Universal LED only.

Control and signaling units

Harmony XB5 plastic

Diameter 22 mm Emergency stop and Emergency switching off functions

Emergency stop and Emergency switching off functions conforming to EN/IEC 60204-1, 60364-5-53, EN/ISO 13850, and Machinery Directive 2006/42/EC

Emergency stop function: Mushroom head Emergency stop trigger action and mechanical latching pushbuttons conform to standards EN/IEC 60204-1 and EN/ISO 13850, Machinery Directive 2006/42/EC, and standard EN/IEC 60947-5-5.
Emergency switching off function: Mushroom head switching off mechanical latching pushbuttons conform to standards IEC 60364-5-53 and EN/IEC 60947-5-1.
Please contact our Customer Care Center for an explanation of these standards and directives.


XB5AT845


XB5AS8445

XB5AS9445


XB5AS84455


ZB5AS844

ZB5AS834


ZB5AS934

Emergency stop and Emergency switching off pushbuttons with trigger action and mechanical latching *(1) (2)*

Shape of head	Type of reset	Type of contact: NO	Type of contact: NC	Type of contact: NC MC *(6)*	Push: Diameter Ø mm/*in.*	Push: Color	Reference	Weight kg/*lb*
Complete units								
Screw clamp terminal connections (Schneider Electric anti-loosening system)								
	Push-pull	–	1	–	40/*1.575*	Red	XB5AT842 (ZB5AZ102 + ZB5AT84)	0.065/*0.143*
		1	1	–	40/*1.575*	Red	XB5AT845 (ZB5AZ105 + ZB5AT84)	0.076/*0.168*
	Turn to release	–	–	1	40/*1.575*	Red	XB5AS8446 (ZBE302 + ZB5AZ009 + ZB5AS844)	0.063/*0.138*
		–	1	–	40/*1.575*	Red	XB5AS8442 (ZB5AZ102 + ZB5AS844)	0.060/*0.132*
		1	1	–	40/*1.575*	Red	XB5AS8445 (ZB5AZ105 + ZB5AS844)	0.072/*0.159*
		–	2	–	40/*1.575*	Red	XB5AS8444 (ZB5AZ104 + ZB5AS844)	0.072/*0.159*
		–	1	1	40/*1.575*	Red	XB5AS84462 (ZBE302 + ZB5AZ102 + ZB5AS844)	0.075/*0.165*
	Key release (key 455)*(3)*	–	1	–	40/*1.575*	Red	XB5AS9442 (ZB5AZ102 + ZB5AS944)	0.075/*0.165*
		1	1	–	40/*1.575*	Red	XB5AS9445 (ZB5AZ105 + ZB5AS944)	0.112/*0.247*
Compact push-in terminal connections								
	Turn to release	–	1	–	40/*1.575*	Red	XB5AS84425 (ZB5AZ1025 + ZB5AS844)	0.055/*0.121*
		1	1	–	40/*1.575*	Red	XB5AS84455 (ZB5AZ1055 + ZB5AS844)	0.064/0.141
		–	2	–	40/*1.575*	Red	XB5AS84445 (ZB5AZ1045 + ZB5AS844)	0.064/0.141
Heads only, circular, for screw clamp or compact push-in terminal connections								
	Push-pull				30/*1.181*	Red	ZB5AT844	0.049/*0.108*
					40/*1.575*	Red	ZB5AT84	0.049/*0.108*
					60/*2.362*	Red	ZB5AX84	0.067/*0.148*
	Turn to release				30/*1.181*	Red	ZB5AS834	0.042/*0.002*
					40/*1.575*	Red	ZB5AS844 *(5)*	0.046/*0.002*
	Key release (key 455) (2 keys included with head) *(3)(4)*				30/*1.181*	Red	ZB5AS934	0.068/*0.003*
					40/*1.575*	Red	ZB5AS944	0.071/*0.003*
					60/*2.362*	Red	ZB5AS964	0.092/*0.004*
	Key release (key 4A185) *(4)*				40/*1.575*	Red	ZB5AS944D	0.071/*0.003*

(1) For recommended maximum number of contacts constituting the body (fixing collar and contact) associated with the head, see pages 26 to 29.
(2) It is recommended that a legend or yellow background is used.
(3) The symbol indicates key withdrawal position(s).
(4) For specific keys, please contact our Customer Care Center.
*(5) To order a Ø 60 mm/2.364 in. pushbutton head, replace the last 2 digits of the commercial reference with "64". For example, **ZB5AS844** becomes **ZB5AS864**.*
(6) NC contact block with monitoring dedicated for Emergency stop head only.

Control and signaling units

Harmony XB5 plastic

Diameter 22 mm illuminated rings for Emergency stop

Illuminated rings for Emergency stop *(1)*

Description	Marking	Signaling	Supply voltage	Color	Sold in lots of	Reference	Weight kg/*lb*
Ø 60 mm/*2.362 in.* illuminated ring for Emergency stop	EMERGENCY STOP	Fixed, red	24 V ⎓	Yellow	1	ZBY9W2B330	0.031/*0.068*
	ARRET D'URGENCE	Fixed, red	24 V ⎓	Yellow	1	ZBY9W2B130	0.031/*0.068*
	NOT HALT	Fixed, red	24 V ⎓	Yellow	1	ZBY9W2B230	0.031/*0.068*
	PARADA DE EMERGENCIA	Fixed, red	24 V ⎓	Yellow	1	ZBY9W2B430	0.031/*0.068*
	ARRESTO DI EMERGENZA	Fixed, red	24 V ⎓	Yellow	1	ZBY9W2B630	0.031/*0.068*
	-	Fixed, red	24 V ⎓	Yellow	1	ZBY9W2B140	0.031/*0.068*
	EMERGENCY STOP	Fixed, red	120 V ∿	Yellow	1	ZBY9W2G330	0.031/*0.068*
	ARRET D'URGENCE	Fixed, red	120 V ∿	Yellow	1	ZBY9W2G130	0.031/*0.068*
	NOT HALT	Fixed, red	120 V ∿	Yellow	1	ZBY9W2G230	0.031/*0.068*
	PARADA DE EMERGENCIA	Fixed, red	120 V ∿	Yellow	1	ZBY9W2G430	0.031/*0.068*
	ARRESTO DI EMERGENZA	Fixed, red	120 V ∿	Yellow	1	ZBY9W2G630	0.031/*0.068*
	-	Fixed, red	120 V ∿	Yellow	1	ZBY9W2G140	0.031/*0.068*
	EMERGENCY STOP	Fixed, red	230 V ∿	Yellow	1	ZBY9W2M330	0.031/*0.068*
	ARRET D'URGENCE	Fixed, red	230 V ∿	Yellow	1	ZBY9W2M130	0.031/*0.068*
	NOT HALT	Fixed, red	230 V ∿	Yellow	1	ZBY9W2M230	0.031/*0.068*
	PARADA DE EMERGENCIA	Fixed, red	230 V ∿	Yellow	1	ZBY9W2M430	0.031/*0.068*
	ARRESTO DI EMERGENZA	Fixed, red	230 V ∿	Yellow	1	ZBY9W2M630	0.031/*0.068*
	-	Fixed, red	230 V ∿	Yellow	1	ZBY9W2M140	0.031/*0.068*
	EMERGENCY STOP	Fixed, red + white	24 V ⎓	Yellow	1	ZBY9W3B330	0.031/*0.068*
	ARRET D'URGENCE	Fixed, red + white	24 V ⎓	Yellow	1	ZBY9W3B130	0.031/*0.068*
	NOT HALT	Fixed, red + white	24 V ⎓	Yellow	1	ZBY9W3B230	0.031/*0.068*
	PARADA DE EMERGENCIA	Fixed, red + white	24 V ⎓	Yellow	1	ZBY9W3B430	0.031/*0.068*
	ARRESTO DI EMERGENZA	Fixed, red + white	24 V ⎓	Yellow	1	ZBY9W3B630	0.031/*0.068*
	-	Fixed, red + white	24 V ⎓	Yellow	1	ZBY9W3B140	0.031/*0.068*

ZBY9W2B330

ZBY9W3B140

Illuminated ring without legend for customization *(for use with ZBY9W101)*

Description	Marking	Signaling	Supply voltage	Color	Sold in lots of	Reference	Weight kg/*lb*
Ø 60 mm/*2.362 in.*, can be used with all Ø 22 mm/*0.866 in.* heads	Unmarked	Fixed, red	24 V ⎓	-	1	ZBY9W2B501	0.015/*0.033*
		Fixed, red + white	24 V ⎓	-	1	ZBY9W3B501	0.016/*0.035*

ZBY9W2B501

Customizable circular legend for illuminated ring without legend *(2)*

Description	Reference	Weight kg/*lb*
Ø 60 mm/*2.362 in.*	ZBY9W101	0.004/*0.009*

ZBY9W101

Illuminated rings for mushroom head pushbuttons

Description	Marking	Signaling	Supply voltage	Color	Sold in lots of	Reference	Weight kg/*lb*
Ø 60 mm/*2.362 in.* illuminated ring	-	Fixed, red	24 V ⎓	Yellow	1	ZBY9W2B101	0.031/*0.068*
	-	Fixed, red	120 V ∿	Yellow	1	ZBY9W2G101	0.031/*0.068*
	-	Fixed, red	230 V ∿	Yellow	1	ZBY9W2M101	0.031/*0.068*
	-	Fixed, red + white	24 V ⎓	Yellow	1	ZBY9W3B101	0.031/*0.068*

ZBY9W2B101

(1) For compliance with standard EN/ISO 13850, paragraph 4.4.6, the Emergency stop function logo has been added.
(2) To create customized marking on this reference using the online customization tool, see *page 45*.

Control and signaling units

Harmony XB5 plastic

Diameter 22 mm Emergency stop and Emergency switching off functions
Circular yellow legends for Emergency stop

ZBY9121

ZBY9420

Circular yellow legends for Emergency stop *(1)*

Description	Marking	Signaling	Supply voltage	Color	Sold in lots of	Reference	Weight kg/*lb*
Ø 60 mm/*2.362 in.* legend for Emergency stop function	-	-	-	Yellow	5	ZBY9121	0.007/*0.015*
	EMERGENCY STOP	-	-	Yellow	5	ZBY9320	0.007/*0.015*
	ARRET D'URGENCE	-	-	Yellow	5	ZBY9120	0.007/*0.015*
	NOT HALT	-	-	Yellow	5	ZBY9220	0.007/*0.015*
	PARADA DE EMERGENCIA	-	-	Yellow	5	ZBY9420	0.007/*0.015*
	ARRESTO DI EMERGENZA	-	-	Yellow	5	ZBY9620	0.007/*0.015*

Emergency stop and Emergency switching off functions conforming to EN/IEC 60204-1, 60364-5-53, EN/ISO 13850, and Machinery Directive 2006/42/EC

Emergency stop function: Mushroom head Emergency stop trigger action and mechanical latching pushbuttons conform to standards EN/IEC 60204-1 and EN/ISO 13850, Machinery Directive 2006/42/EC, and standard EN/IEC 60947-5-5.
Emergency switching off function: Mushroom head switching off mechanical latching pushbuttons conform to standards IEC 60364-5-53 and EN/IEC 60947-5-5.
Please contact our Customer Care Center for an explanation of these standards and directives.

Illuminated and non-illuminated Emergency stop and Emergency switching off pushbuttons with trigger action and mechanical latching

XB5AS84W3B5

ZB5AS84W2B

Shape of head	Type of reset	Signaling type	Type of contact NO	Type of contact NC	Supply voltage V	Diameter Ø mm/*in.*	Color of the push	Reference	Weight kg/*lb*
Complete units									
	Turn to release	**Fixed white + fixed red, bi-color**	1	1	24 ⎓	60/*2.362*	Red	XB5AS84W3B5	0.107/*0.236*
			1	2	24 ⎓	60/*2.362*	Red	XB5AS84W3B41	0.117/*0.258*
Heads only									
	Turn to release	–			–	60/*2.362*	Red	ZB5AS84W00	0.055/*0.121*
		Fixed, red			24 ⎓	60/*2.362*	Red	ZB5AS84W2B	0.055/*0.121*
		Fixed, red			120 ∿	60/*2.362*	Red	ZB5AS84W2G	0.055/*0.121*
		Fixed, red			230 ∿	60/*2.362*	Red	ZB5AS84W2M	0.055/*0.121*
		Fixed white + fixed red, bi-color			24 ⎓	60/*2.362*	Red	ZB5AS84W3B	0.055/*0.121*

ZBY8L330

Circular yellow legends for Emergency stop ZB5AS84W●● *(1)*

Description	Marking	Color	Sold in lots of	Reference	Weight kg/*lb*
Ø 90 mm/*1.181 in.* legend for Emergency stop function	EMERGENCY STOP	Yellow	10	ZBY8L330	0.055/*0.121*
	–	Yellow	10	ZBY8L140	0.055/*0.121*

(1) For compliance with standard EN/ISO 13850, paragraph 4.4.6, the Emergency stop function logo has been added.

Control and signaling units

Harmony XB5 plastic

Diameter 22 mm Emergency stop and Emergency switching off functions
Circular yellow legends for Emergency stop

Emergency stop and Emergency switching off functions conforming to EN/IEC 60204-1, 60364-5-53, EN/ISO 13850, and Machinery Directive 2006/42/EC

Emergency stop function: Mushroom head Emergency stop trigger action and mechanical latching pushbuttons conform to standards EN/IEC 60204-1 and EN/ISO 13850, Machinery Directive 2006/42/EC, and standard EN/IEC 60947-5-5.
Emergency switching off function: Mushroom head switching off mechanical latching pushbuttons conform to standards IEC 60364-5-53 and EN/IEC 60947-5-5.
Please contact our Customer Care Center for an explanation of these standards and directives.

ZB5AT8643M

Illuminated Emergency stop and Emergency switching off functions, mechanical latching pushbuttons with mechanical state indicator *(1)*
For elevator inspection box applications

Shape of head	Type of reset	Push Diameter Ø mm/*in.*	Push Color	Unit reference	Weight kg/*lb*
Heads only *(2)*					
	Push-pull *(1)(3)* For Emergency stop and Emergency switching off function	40/*1.575*	Red	ZB5AT8643M	0.034/*0.075*

ZB5AT8643M330

Description	Conforming to standards	Marking on yellow background	Sold in lots of	Reference	Weight kg/*lb*
Illuminated Emergency stop function ZB5AT8643M with Ø 60 mm/*2.362 in.* legend plate	EN/IEC 60204-1 and EN/ISO 13850	-	10	ZB5AT8643M140	0.034/*0.075*
		ARRET D'URGENCE	10	ZB5AT8643M130	0.034/*0.075*
		EMERGENCY STOP	10	ZB5AT8643M330	0.034/*0.075*
		NOT HALT	10	ZB5AT8643M230	0.034/*0.075*
		PARADA DE EMERGENCIA	10	ZB5AT8643M430	0.034/*0.075*
		ARRESTO DI EMERGENZA	10	ZB5AT8643M630	0.034/*0.075*

ZB5AW743

Illuminated Emergency switching off function only, mechanical latching pushbuttons
Screw clamp terminal connections (Schneider Electric anti-loosening system)

Shape of head	Type of reset	Push Diameter Ø mm/*in.*	Push Color	Reference	Weight kg/*lb*
	Turn to release	40/*1.575*	Red	ZB5AW743	0.022/*0.049*

ZBY9360

Circular yellow legends for ZB5AW743

Diameter mm/*in.*	Conforming to standards	Marking on yellow background	Sold in lots of	Reference	Weight kg/*lb*
Used for Emergency switching off function					
60/*2.362*	EN/IEC 60204-1	–	10	ZBY9101	0.004/*0.009*
		COUPURE D'URGENCE	10	ZBY9160	0.004/*0.009*
		EMERGENCY SWITCHING OFF	10	ZBY9360	0.004/*0.009*
		NOT AUS	10	ZBY9260	0.004/*0.009*
90/*3.543*	EN/IEC 60204-1	–	10	ZBY8101	0.008/*0.018*
		COUPURE D'URGENCE	10	ZBY8160	0.008/*0.018*

(1) For recommended maximum number of contacts constituting the body (fixing collar and contact) associated with the head, see pages 26 to 29.
(2) For use with bodies comprising a light source with Universal LED only.
(3) Cannot be used with metal guards ZBZ160●.

Control and signaling units

Harmony XB5 plastic

Diameter 22 mm Emergency stop and Emergency switching off functions
Circular yellow legends for Emergency stop

Emergency stop and Emergency switching off functions conforming to EN/IEC 60204-1, 60364-5-53, EN/ISO 13850, and Machinery Directive 2006/42/EC

Emergency stop function: Mushroom head Emergency stop trigger action and mechanical latching pushbuttons conform to standards EN/IEC 60204-1 and EN/ISO 13850, Machinery Directive 2006/42/EC, and standard EN/IEC 60947-5-5.
Emergency switching off function: Mushroom head switching off mechanical latching pushbuttons conform to standards IEC 60364-5-53 and EN/IEC 60947-5-5.
Please contact our Customer Care Center for an explanation of these standards and directives.

XB5AS84449

XB5AS86449B4

ZBY9142

Emergency stop with monitoring contacts, trigger action, and mechanical latching

Screw clamp terminal connection

Shape of head	Type of reset	Type of contact NO	Type of contact NC	Supply voltage V	Push Diameter Ø mm/*in.*	Push Color	Reference	Weight kg/*lb*
Non-illuminated								
	Push-pull and Turn to release	1	2	–	40/*1.575*	Red	**XB5AS84449**	0.090/*0.198*
Illuminated (red)								
	Push-pull and Turn to release	1	2	24 ⎓	40/*1.575*	Red	**XB5AS86449B4**	0.094/*0.207*

Circular yellow legends for Emergency stop XB5AS84449 or XB5AS86449B4

Description	Marking	Color	Sold in lots of	Reference	Weight kg/*lb*
Ø 60 mm/ *2.362 in.* legend for Emergency stop function	-	Yellow	5	**ZBY9141**	0.007/*0.015*
	EMERGENCY STOP	Yellow	5	**ZBY9142**	0.007/*0.015*

Control and signaling units

Harmony XB5 plastic

Diameter 22 mm illuminated rings and circular yellow legends for mushroom head pushbuttons

ZBY9320

ZBY9360

Circular yellow legends for mushroom head pushbuttons *(1)*

Used for Emergency stop function *(1)*

Diameter mm/*in.*	Conforming to standards	Marking on yellow background	Sold in lots of	Reference	Weight kg/*lb*
60/***2.363***	EN/IEC 60204-1	-	5	ZBY9121	0.007/*0.015*
		EMERGENCY STOP	5	ZBY9320	0.007/*0.015*
		ARRET D'URGENCE	5	ZBY9120	0.007/*0.015*
		NOT HALT	5	ZBY9220	0.007/*0.015*
		PARADA DE EMERGENCIA	5	ZBY9420	0.007/*0.015*
		ARRESTO DI EMERGENZA	5	ZBY9620	0.007/*0.015*
90/***3.543***	EN/IEC 60204-1 and EN/ISO 13850	ARRET D'URGENCE	10	ZBY8130	0.008/*0.018*
		EMERGENCY STOP	10	ZBY8330	0.008/*0.018*
		NOT HALT	10	ZBY8230	0.008/*0.018*
		PARADA DE EMERGENCIA	10	ZBY8430	0.008/*0.018*
		ARRESTO DE EMERGENZA	10	ZBY8630	0.008/*0.018*

(1) For compliance with standard EN/ISO 13850, paragraph 4.4.6, the Emergency stop function logo has been added.

Control and signaling units

Harmony XB5 plastic

Diameter 22 mm accessories for pushbuttons

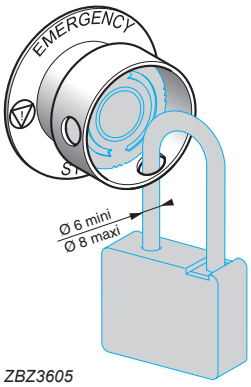

ZBZ3605

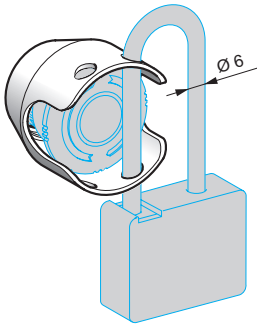

ZBZ160●

ZBZ1605

Accessories for mushroom head pushbuttons *(5)*

Description	Exclusive use with the following Ø 40 mm/*1.575 in.* trigger action pushbuttons	Color	Reference	Weight kg/*lb*
Padlocking kit *(1) (2)* for Emergency stop *(3)* and Emergency switching off function *(4)*, padlockable	XB5AS844● XB5AS944● ZB5AS844 ZB5AS944●	Yellow	ZBZ3605	0.045/*0.099*
Metal guards for Emergency stop function, padlockable *(2)*	XB5AT8● XB5AS8● XB5AS9● ZB5AT8● ZB5AS8● ZB5AS9●	Chromium plated	ZBZ1600	0.046/*0.101*
		Black	ZBZ1602	0.046/*0.101*
		Red	ZBZ1604	0.046/*0.101*
		Yellow	ZBZ1605	0.046/*0.101*
		Blue	ZBZ1606	0.046/*0.101*

Description	Marking	Color	Reference	Weight kg/*lb*
Ø 60 mm/*2.363 in.* legend for padlocking device ZBZ3605 for Emergency stop function *(3)*	-	Yellow	ZBY9140T	0.004/*0.009*
	ARRET D'URGENCE	Yellow	ZBY9130T	0.004/*0.009*
	EMERGENCY STOP	Yellow	ZBY9330T	0.004/*0.009*
	NOT HALT	Yellow	ZBY9230T	0.004/*0.009*

ZBY9330T

(1) No isolation function is possible when this guard is fitted.
*(2) Standard circular legends are not compatible with this product. Use special legends **ZBY9●●●T**.*
(3) For conformity with standards EN/IEC 60204-1 and EN/ISO 13850.
(4) For conformity with standard EN/IEC 60204-1.
(5) To add customized markings on these references using the online customization tool, see page5.

Control and signaling units

Harmony XB5 plastic

Diameter 22 mm accessories for pushbuttons

ZBY9330M

Circular yellow legends for metal guard ZBZ16●● *(1)*

Description	Marking	Color	Sold in lots of	Reference	Weight kg/*lb*
For Emergency stop function					
Ø 60 mm/*2.362 in.* legend for metal guard ZBZ16●●	Unmarked	Yellow	10	**ZBY9140M**	0.004/*0.009*
	ARRET D'URGENCE	Yellow	10	**ZBY9130M**	0.004/*0.009*
	EMERGENCY STOP	Yellow	10	**ZBY9330M**	0.004/*0.009*
	NOT HALT	Yellow	10	**ZBY9230M**	0.004/*0.009*
	PARADA DE EMERGENZA	Yellow	10	**ZBY9430M**	0.004/*0.009*
	NOODSTOP	Yellow	10	**ZBY9530M**	0.004/*0.009*
	ARRESTO DI EMERGENZA	Yellow	10	**ZBY9630M**	0.004/*0.009*
	NODSTOPP	Yellow	10	**ZBY9730M**	0.004/*0.009*
	NODSTOP	Yellow	10	**ZBY9830M**	0.004/*0.009*
For Emergency switching off function					
Ø 60 mm/*2.362 in.* legend for metal guard ZBZ16●●	Unmarked	Yellow	10	**ZBY9101M**	0.004/*0.009*
	COUPURE D'URGENCE	Yellow	10	**ZBY9160M**	0.004/*0.009*
	EMERGENCY SWITCHING OFF	Yellow	10	**ZBY9360M**	0.004/*0.009*
	NOT AUS	Yellow	10	**ZBY9260M**	0.004/*0.009*
	DESCONEXION DE EMERGENCIA	Yellow	10	**ZBY9460M**	0.004/*0.009*

ZBY9360M

(1) To add customized markings on these references using the online customization tool, see page 5.

Control and signaling units

Harmony XB5 plastic

Diameter 22 mm accessories for pushbuttons
Bellows for harsh environment

ZBZ2102

ZB4BZ1905

ZB4BZ2005

ZB4BZ64

ZBZ58

Other accessories

Description	For use with	Color		Reference	Weight kg/*lb*
Plastic guard	Selector switches and key switches	Black		ZBZ2102	0.005/*0.011*
	Emergency stop and Emergency switching off function	Yellow	Round guard 63.5 mm/*2.5 in.*	ZB4BZ1905	0.042/*0.093*
		Yellow	Round guard 76.2 mm/*3.0 in.*	ZB4BZ2105	0.058/*0.128*
		Yellow	Narrow flange guard	ZB4BZ2005	0.032/*0.071*
Padlockable flaps	Flush type pushbuttons	Black		ZB4BZ62	0.076/*0.168*
		Red		ZB4BZ64	0.076/*0.168*
		Yellow		ZB4BZ65	0.076/*0.168*
		Blue		ZB4BZ66	0.076/*0.168*

Description	Material	For use with	Color	Sold in lots of	Unit reference	Weight kg/*lb*
Bellows seals for harsh environments (environments subject to humidity, dust, high-pressure cleaning, etc.) *(1)*	Silicone	Other functions	Black	2	ZBZ28	0.009/*0.020*
		Emergency stop/switching off function	Yellow	2	ZBZ58	0.009/*0.020*

Description	Application	Sold in lots of	Unit reference	Weight kg/*lb*
Boot for contact block ZBE10● and ZBE10●3 *(2)*	For protection against dusty environment	1	ZBZ60	0.098/*0.216*

*(1) Only when mounted on control stations. Use legends **ZBY9●●●T**.*

(2) Restriction on use: Refer to the product instruction sheet on the Schneider Electric website, Harmony XB5 page.

Control and signaling units

Harmony XB5 plastic

Diameter 22 mm general safe stops
Bellows for harsh environments

General safe stops

General safe stops are used to stop the operation of a machine in a safe manner. These devices cannot be used as an Emergency stop and must not be associated with a yellow background. General safe stops comprise a yellow bezel and black head.

ZB5AS842Y

Shape of head	Type of reset	Push		Reference	Weight kg/*lb*
		Diameter Ø mm/*in.*	Color		
	Turn to release	40/*1.575*	Black	**ZB5AS842Y**	0.046/*0.101*

Bellows for harsh environments *(2)*

ZBZ58

Description	Material	For use with	Color	Sold in lots of	Unit reference	Weight kg/*lb*
For use in environments subject to humidity, dust, high-pressure cleaning, etc.	Silicone	Other functions	Black	2	**ZBZ28**	0.009/*0.020*
		Emergency stop/switching off function	Yellow	2	**ZBZ58**	0.009/*0.020*

(1) Not compatible with Ø 30 mm/1.181 in. pushbuttons.

Control and signaling units

Harmony XB5 plastic

Diameter 22 mm large head pushbuttons with integrated bellows

ZB5AC680

ZB5AC48021

ZBZ1902

ZBZ60

Pushbuttons with integrated bellows

Shape of head	Color of push	Marking Text (color)	Reference	Weight kg/*lb*
Heads only, Ø 37 mm/*1.46 in.*, without marking				
Flush	White	–	ZB5AC180	0.024/*0.053*
	Black	–	ZB5AC280	0.024/*0.053*
	Green	–	ZB5AC380	0.024/*0.053*
	Red	–	ZB5AC480	0.024/*0.053*
	Yellow	–	ZB5AC580	0.024/*0.053*
	Blue	–	ZB5AC680	0.024/*0.053*
Heads only, Ø 37 mm/*1.46 in.*, with marking *(1)*				
Flush	Red	"O" (white)	ZB5AC48021	0.024/*0.053*
	Green	"I" (white)	ZB5AC38023	0.024/*0.053*
	Black	" " (white)	ZB5AC28001	0.024/*0.053*

Accessories

Description	Function	Reference	Weight kg/*lb*
Protective guard in plastic	Protection against accidental operation	ZBZ1902 *(2)*	0.010/*0.022*
Boot for contact block ZBE10●, ZBE10●3, and ZBE50● *(3)*	Protection against liquid and dust ingress	ZBZ60	0.098/*0.216*
Other versions	Customization with marking of your choice (texts or symbols) Rotation of head for horizontal mounting of the contact block *(1)* Please contact our Customer Care Center.		

(1) Heads are fixed relative to the position of the contact blocks: contact blocks are normally used in the "vertical" position. It is necessary to order an alternative head with the symbol rotated by 90° in order to mount the contact block in the "horizontal" position. Please add the suffix "RA" at the end of the product reference for alternative heads of your choice.

*(2) For heads with the RA suffix **(ZB4BC●●●●RA)** used with a guard, it is necessary to order the dedicated guard **ZBZ1902RA**.*

(3) Restriction for use: Refer to the product instruction sheet on www.se.com.

Control and signaling units

Harmony XB5 plastic

Diameter 22 mm pushbuttons, push-push

ZB5AH03C0

ZB5AH04

ZB5AH4C0

ZB5AH083

ZB5AH063C0

Pushbuttons with flush push *(1)*

Shape of head	Type of push	Color of push	Reference: For black bezel	Reference: For gray bezel	Weight kg/*lb*
Heads only, circular					
	Flush	White	ZB5AH01	ZB5AH01C0	0.018/*0.040*
		Black	ZB5AH02	ZB5AH02C0	0.018/*0.040*
		Green	ZB5AH03	ZB5AH03C0	0.018/*0.040*
		Red	ZB5AH04	ZB5AH04C0	0.018/*0.040*
		Yellow	ZB5AH05	ZB5AH05C0	0.018/*0.040*
		Blue	ZB5AH06	ZB5AH06C0	0.018/*0.040*

Pushbuttons with projecting push *(1)*

Shape of head	Type of push	Color of push	Reference: For black bezel	Reference: For gray bezel	Weight kg/*lb*
Heads only, circular					
	Projecting	White	ZB5AH1	ZB5AH1C0	0.018/*0.040*
		Black	ZB5AH2	ZB5AH2C0	0.018/*0.040*
		Green	ZB5AH3	ZB5AH3C0	0.018/*0.040*
		Red	ZB5AH4	ZB5AH4C0	0.018/*0.040*
		Yellow	ZB5AH5	ZB5AH5C0	0.018/*0.040*
		Blue	ZB5AH6	ZB5AH6C0	0.018/*0.040*

Illuminated pushbuttons with flush push *(1)*

Shape of head	Type of push	Color of push	Reference: For black bezel	Reference: For gray bezel	Weight kg/*lb*
Heads only, circular *(2) (3)*					
	Projecting	White	ZB5AH013	ZB5AH013C0	0.017/*0.037*
		Green	ZB5AH033	ZB5AH033C0	0.017/*0.037*
		Red	ZB5AH043	ZB5AH043C0	0.018/*0.040*
		Orange	ZB5AH053	ZB5AH053C0	0.017/*0.037*
		Blue	ZB5AH063	ZB5AH063C0	0.017/*0.037*
		Yellow	ZB5AH083	ZB5AH083C0	0.017/*0.037*

Illuminated pushbuttons with projecting push *(1)*

Shape of head	Type of push	Color of push	Reference: For black bezel	Reference: For gray bezel	Weight kg/*lb*
Heads only, circular *(2) (3)*					
	Projecting	White	ZB5AH13	ZB5AH13C0	0.017/*0.037*
		Green	ZB5AH33	ZB5AH33C0	0.017/*0.037*
		Red	ZB5AH43	ZB5AH43C0	0.017/*0.037*
		Orange	ZB5AH53	ZB5AH53C0	0.017/*0.037*
		Blue	ZB5AH63	ZB5AH63C0	0.017/*0.037*
		Yellow	ZB5AH83	ZB5AH83C0	0.017/*0.037*

(1) For recommended maximum number of contacts constituting the body (fixing collar and contact) associated with the head, see pages 26 to 29 .
(2) For use with bodies comprising a light source with Universal LED only.
(3) To add customized markings on these references using the online customization tool, see page 5.

Control and signaling units

Harmony XB5 plastic

Diameter 22 mm pushbuttons, push-turn to release

ZB5AF

ZB5AF351

Pushbuttons with push-turn to release *(1)*				
Shape of head	**Type of push**	**Marking**	**Reference**	**Weight kg/*lb***
Heads only				
	Knurled without cap *(2)*	–	**ZB5AF**	0.027/*0.060*
	Knurled with marked cap	↑ (white on black background)	**ZB5AF351**	0.030/*0.066*

(1) For recommended maximum number of contacts constituting the body (fixing collar and contact) associated with the head, see pages 26 to 29.
(2) Colored caps to be ordered separately (see page 74).

Control and signaling units

Harmony XB5 plastic

Diameter 22 mm selector switches with standard handle

XB5AD33

XB5AD33C0

XB5AD255

XB5AD335

ZB5AD204

Selector switches with standard handle *(1)*

Shape of head	Type of operator	Type of contact NO	Type of contact NC	Positions Number	Positions Type		Reference For black bezel	Reference For gray bezel	Weight kg/*lb*
Complete units *(2)*									
Screw clamp terminal connections (Schneider Electric anti-loosening system)									
	Standard handle, black	1	–	2-position 90°	Stay put		XB5AD21 *(3)* (ZB5AZ101 + ZB5AD2)	XB5AD21C0 (ZB5AZ101 + ZB5AD2C0)	0.043/*0.095*
		1	–		Spring return from right to left		XB5AD41 (ZB5AZ101 + ZB5AD4)	XB5AD41C0 (ZB5AZ101 + ZB5AD4C0)	0.046/*0.101*
		1	1		Stay put		XB5AD25 (ZB5AZ105 + ZB5AD2)	XB5AD25C0 (ZB5AZ105 + ZB5AD2C0)	0.043/*0.095*
		2	–	3-position ± 45°	Stay put		XB5AD33 (ZB5AZ103 + ZB5AD3)	XB5AD33C0 (ZB5AZ103 + ZB5AD3C0)	0.043/*0.095*
					Spring return to center		XB5AD53 (ZB5AZ103 + ZB5AD5)	XB5AD53C0 (ZB5AZ103 + ZB5AD5C0)	0.043/*0.095*
Compact push-in terminal connections									
	Standard handle, black	1	–	2-position 90°	Stay put		XB5AD215 (ZB5AZ1015 + ZB5AD2)	–	0.047/*0.103*
		1	–		Spring return from right to left		XB5AD415 (ZB5AZ1015 + ZB5AD4)	–	0.047/*0.103*
		1	1		Stay put		XB5AD255 (ZB5AZ1055 + ZB5AD2)	–	0.051/*0.112*
		2	–	3-position ± 45°	Stay put		XB5AD335 (ZB5AZ1035 + ZB5AD3)	–	0.051/*0.112*
					Spring return to center		XB5AD535 (ZB5AZ1035 + ZB5AD5)	–	0.051/*0.112*
Heads only, circular, for screw clamp or compact push-in terminal connections *(2)*									
	Standard handle, black			2-position 90°	Stay put		ZB5AD2	ZB5AD2C0	0.017/*0.037*
					Spring return from right to left		ZB5AD4	ZB5AD4C0	0.020/*0.044*
				3-position ± 45°	Stay put		ZB5AD3	ZB5AD3C0	0.017/*0.037*
					Spring return to center		ZB5AD5	ZB5AD5C0	0.017/*0.037*
					Spring return from left to center		ZB5AD7	ZB5AD7C0	0.017/*0.037*
					Spring return from right to center		ZB5AD8	ZB5AD8C0	0.017/*0.037*
Heads only with other colored handles *(2)*									
	Standard handle, white				Add suffix **01** to the reference, for example:		**ZB5AD201**	**ZB5AD201C0**	
	Standard handle, green				Add suffix **03** to the reference, for example:		**ZB5AD203**	**ZB5AD203C0**	
	Standard handle, red				Add suffix **04** to the reference, for example:		**ZB5AD204**	**ZB5AD204C0**	
	Standard handle, yellow				Add suffix **05** to the reference, for example:		**ZB5AD205**	**ZB5AD205C0**	
	Standard handle, blue				Add suffix **06** to the reference, for example:		**ZB5AD206**	**ZB5AD206C0**	

(1) For recommended maximum number of contacts and sequence of contacts constituting the body (fixing collar and contact) associated with the head, see pages 26 to 29.
(2) To add customized markings on these references using the online customization tool, see page 5.
*(3) To order products with 1 NO and 1 NC contact, replace the last digit of the commercial reference with a 5. For example, **XB5AA21** becomes **XB5AA25**.*

Control and signaling units

Harmony XB5 plastic

Diameter 22 mm selector switches with long handle



ZB5AJ●3

ZB5AJ●

Selector switches with long handle *(1)*
Screw clamp terminal connections (Schneider Electric anti-loosening system)

Shape of head	Type of operator	Type of contact NO	Type of contact NC	Positions Number	Positions Type		Reference For black bezel	Reference For gray bezel	Weight kg/*lb*
Complete units *(2)*									
	Long handle, black	1	–	2-position 90°	Stay put		**XB5AJ21** (**ZB5AZ101** + **ZB5AJ2**)	**XB5AJ21C0** (**ZB5AZ101** + **ZB5AJ2C0**)	0.043/*0.095*
		2	–	3-position ± 45°	Stay put		**XB5AJ33** (**ZB5AZ103** + **ZB5AJ3**)	**XB5AJ33C0** (**ZB5AZ103** + **ZB5AJ3C0**)	0.043/*0.095*
					Spring return to center		**XB5AJ53** (**ZB5AZ103** + **ZB5AJ5**)	**XB5AJ53C0** (**ZB5AZ103** + **ZB5AJ5C0**)	0.043/*0.095*
Heads only *(2)*									
	Long handle, black			2-position 90°	Stay put		**ZB5AJ2**	**ZB5AJ2C0**	0.017/*0.037*
					Spring return from right to left		**ZB5AJ4**	**ZB5AJ4C0**	0.020/*0.044*
				3-position ± 45°	Stay put		**ZB5AJ3**	**ZB5AJ3C0**	0.017/*0.037*
					Spring return to center		**ZB5AJ5**	**ZB5AJ5C0**	0.017/*0.037*
					Spring return from left to center		**ZB5AJ7**	**ZB5AJ7C0**	0.017/*0.037*
					Spring return from right to center		**ZB5AJ8**	**ZB5AJ8C0**	0.017/*0.037*

(1) For recommended maximum number of contacts and sequence of contacts constituting the body (fixing collar and contact) associated with the head, see pages 26 to 29.
(2) To add customized markings on these references using the online customization tool, see page 5.

Control and signaling units

Harmony XB5 plastic

Diameter 22 mm key switches

Key 455, 8D1, 421E, 458A, 520E, or 3131A

XB5AG●3

XB5AG03C0

Key switches *(1)*

Shape of head	Type of operator	Type of contact NO	Type of contact NC	Positions *(2)* Number	Positions *(2)* Type	Reference For black bezel	Reference For gray bezel	Weight kg/*lb*
Complete units *(3)*								
Screw clamp terminal connections (Schneider Electric anti-loosening system)								
	Key switch with key 455	1	–	2-position Stay put 90°		XB5AG21 (ZB5AZ101 + ZB5AG2)	XB5AG21C0 (ZB5AZ101 + ZB5AG2C0)	0.831/*1.832*
						XB5AG41 (ZB5AZ101 + ZB5AG4)	XB5AG41C0 (ZB5AZ101 + ZB5AG4C0)	0.831/*1.832*
					Spring return to left	XB5AG61 (ZB5AZ101 + ZB5AG6)	XB5AG61C0 (ZB5AZ101 + ZB5AG6C0)	0.870/*1.918*
		2	–	3-position Stay put ± 45°		XB5AG03 (ZB5AZ103 + ZB5AG0)	XB5AG03C0 (ZB5AZ103 + ZB5AG0C0)	0.831/*1.832*
						XB5AG33 (ZB5AZ103 + ZB5AG3)	XB5AG33C0 (ZB5AZ103 + ZB5AG3C0)	0.831/*1.832*

(1) For recommended maximum number of contacts and sequence of contacts constituting the body (fixing collar and contact) associated with the head, see pages 26 to 29.
(2) The symbol indicates key withdrawal position(s).
(3) To add customized markings on these references using the online customization tool, see page 5.

Control and signaling units

Harmony XB5 plastic

Diameter 22 mm key switches

Key 455, 8D1, 421E, 458A, 520E, or 3131A

XB5AG215

XB5AG035

Key switches (continued) *(1)*

Shape of head	Type of operator	Type of contact NO	Type of contact NC	Positions (2) Number	Positions (2) Type	Reference For black bezel	Weight kg/*lb*
Complete units *(3)*							
Compact push-in terminal connections							
	Key switch with key 455	1	–	2-position 90°	Stay put	**XB5AG215** (**ZB5AZ1015** + **ZB5AG2**)	0.078/*0.171*
						XB5AG415 (**ZB5AZ1015** + **ZB5AG4**)	0.078/*0.171*
					Spring return to left	**XB5AG615** (**ZB5AZ1015** + **ZB5AG6**)	0.078/*0.171*
		2	–	3-position ± 45°	Stay put	**XB5AG035** (**ZB5AZ1035** + **ZB5AG0**)	0.086/*0.189*
						XB5AG335 (**ZB5AZ1035** + **ZB5AG3**)	0.086/*0.189*

(1) For recommended maximum number of contacts and sequence of contacts constituting the body (fixing collar and contact) associated with the head, see pages 26 to 29.
(2) The symbol ⚲ indicates key withdrawal position(s).
(3) To add customized markings on these references using the online customization tool, see page 5.

Schneider Electric

Control and signaling units

Harmony XB5 plastic

Diameter 22 mm key switches

Key 455, 8D1, 421E, 458A, 520E, or 3131A



ZB5AG2

ZB5AG3

Key switches (continued) *(1)*

Shape of head	Type of operator	Positions *(2)* Number	Positions *(2)* Type	Reference For black bezel	Reference For gray bezel	Weight kg/*lb*
Heads only, circular, for screw clamp or compact push-in terminal connections *(3)*						
	Key switch with key 455 *(4)*	2-position 90°	Stay put	ZB5AG2	ZB5AG2C0	0.057/*0.126*
				ZB5AG02	–	0.057/*0.126*
				ZB5AG4	ZB5AG4C0	0.057/*0.126*
			Spring return from right to left	ZB5AG6	ZB5AG6C0	0.061/*0.134*
		3-position ± 45°	Stay put	ZB5AG0	ZB5AG0C0	0.057/*0.126*
				ZB5AG3	ZB5AG3C0	0.057/*0.126*
				ZB5AG5	–	0.057/*0.126*
				ZB5AG9	ZB5AG9C0	0.057/*0.126*
				ZB5AG09	–	0.057/*0.126*
			Spring return from left to center	ZB5AG1	–	0.057/*0.126*
			Spring return to center	ZB5AG7	ZB5AG7C0	0.057/*0.126*
			Spring return from right to center	ZB5AG8	–	0.057/*0.126*
				ZB5AG05	ZB5AG05C0	0.057/*0.126*
				ZB5AG08	ZB5AG08C0	0.057/*0.126*

(1) For recommended maximum number of contacts and sequence of contacts constituting the body (fixing collar and contact) associated with the head, see pages 26 to 29.
(2) The symbol ⚷ indicates key withdrawal position(s).
(3) To add customized markings on these references using the online customization tool, see page 5.
(4) For specific keys, please contact our Customer Care Center.

Control and signaling units

Harmony XB5 plastic

Diameter 22 mm key switches with key 8D1
Selector switches with knurled knob, toggle switches

ZB5AG2DC0

Key switches (continued) *(1)*
Screw clamp terminal connections (Schneider Electric anti-loosening system)

Shape of head	Type of operator	Positions *(2)* Number	Type		Reference For black bezel	For gray bezel	Weight kg/*lb*
	Key switch with key 8D1	2-position 90°	Stay put		ZB5AG2D	ZB5AG2DC0	0.057/*0.126*
					ZB5AG02D	–	0.057/*0.126*
					ZB5AG4D	ZB5AG4DC0	0.057/*0.126*
			Spring return from right to left		ZB5AG6D	–	0.061/*0.134*
		3-position ± 45°	Stay put		ZB5AG0D	–	0.057/*0.126*
					ZB5AG3D	–	0.057/*0.126*
					ZB5AG03D	–	0.057/*0.126*
			Spring return from left to center		ZB5AG07D	–	0.057/*0.126*
			Spring return to center		ZB5AG7D	–	0.057/*0.126*

ZB5AD39

Selector switches with knurled knob *(1)*

Shape of head	Type of operator	Positions Number	Type		Reference For black bezel	For gray bezel	Weight kg/*lb*
Heads only *(3)*							
	Black knurled knob	2-position 90°	Stay put		ZB5AD29	ZB5AD29C0	0.020/*0.044*
			Spring return from right to left		–	ZB5AD49C0	0.024/*0.053*
		3-position ± 45°	Stay put		ZB5AD39	ZB5AD39C0	0.020/*0.044*
			Spring return to center		ZB5AD59	ZB5AD59C0	0.020/*0.044*
			Spring return from left to center		–	ZB5AD79C0	0.020/*0.044*
			Spring return from right to center		–	ZB5AD89C0	0.020/*0.044*

ZB5AD28

ZB5AD2804C0

Toggle switches *(1)*

Shape of head	Type of operator	Positions Number	Type		Reference For black bezel	For gray bezel	Weight kg/*lb*
Heads only *(3)*							
	Black lever	2-position 90°	Stay put		ZB5AD28	ZB5AD28C0	0.023/*0.051*
			Spring return		–	ZB5AD48C0	0.023/*0.051*
	White lever	2-position 90°	Stay put		ZB5AD2801	ZB5AD2801C0	0.023/*0.051*
	Red lever	2-position 90°	Stay put		ZB5AD2804	ZB5AD2804C0	0.023/*0.051*
	Blue lever	2-position 90°	Stay put		–	ZB5AD2806C0	0.023/*0.051*

(1) For recommended maximum number of contacts and sequence of contacts constituting the body (fixing collar and contact) associated with the head, see pages 26 to 29.
(2) The symbol indicates key withdrawal position(s).
(3) To add customized markings on these references using the online customization tool, see page 5.

Control and signaling units

Harmony XB5 plastic

Diameter 22 mm illuminated selector switches with standard handle, with Universal LED



XB5AK123B5



XB5AK124B5

XB5AK125B5

XB5AK134G5C0

Illuminated selector switches with standard handle, with Universal LED *(1)*

Screw clamp terminal connections (Schneider Electric anti-loosening system)

Shape of head	Type of operator	Type of contact NO	Type of contact NC	Positions Number and type	Supply voltage V	Color of handle	Reference For black bezel	Reference For gray bezel	Weight kg/*lb*
Complete units *(2)*									
	Standard handle	1	1	2-position 90° Stay put	24 ⎓ (50/60 Hz)	Green	XB5AK123B5 (ZB5AW0B15 + ZB5AK1233)	XB5AK123B5C0 (ZB5AW0B15 + ZB5AK1233C0)	0.516/*1.138*
						Red	XB5AK124B5 (ZB5AW0B15 + ZB5AK1243)	XB5AK124B5C0 (ZB5AW0B15 + ZB5AK1243C0)	0.516/*1.138*
						Orange	XB5AK125B5 (ZB5AW0B15 + ZB5AK1253)	XB5AK125B5C0 (ZB5AW0B15 + ZB5AK1253C0)	0.516/*1.138*
					110...120 ∼ (50/60 Hz)	Green	XB5AK123G5 (ZB5AW0G15 + ZB5AK1233)	XB5AK123G5C0 (ZB5AW0G15 + ZB5AK1233C0)	0.516/*1.138*
						Red	XB5AK124G5 (ZB5AW0G15 + ZB5AK1243)	XB5AK124G5C0 (ZB5AW0G15 + ZB5AK1243C0)	0.516/*1.138*
						Orange	XB5AK125G5 (ZB5AW0G15 + ZB5AK1253)	XB5AK125G5C0 (ZB5AW0G15 + ZB5AK1253C0)	0.516/*1.138*
					230...240 ∼ (50/60 Hz)	Green	XB5AK123M5 (ZB5AW0M15 + ZB5AK1233)	XB5AK123M5C0 (ZB5AW0M15 + ZB5AK1233C0)	0.516/*1.138*
						Red	XB5AK124M5 (ZB5AW0M15 + ZB5AK1243)	XB5AK124M5C0 (ZB5AW0M15 + ZB5AK1243C0)	0.516/*1.138*
						Orange	XB5AK125M5 (ZB5AW0M15 + ZB5AK1253)	XB5AK125M5C0 (ZB5AW0M15 + ZB5AK1253C0)	0.516/*1.138*
		1	1	3-position ± 45° Stay put	24 ⎓ (50/60 Hz)	Green	XB5AK133B5 (ZB5AW0B15 + ZB5AK1333)	XB5AK133B5C0 (ZB5AW0B15 + ZB5AK1333C0)	0.516/*1.138*
						Red	XB5AK134B5 (ZB5AW0B15 + ZB5AK1343)	XB5AK134B5C0 (ZB5AW0B15 + ZB5AK1343C0)	0.516/*1.138*
						Orange	XB5AK135B5 (ZB5AW0B15 + ZB5AK1353)	XB5AK135B5C0 (ZB5AW0B15 + ZB5AK1353C0)	0.516/*1.138*
					110...120 ∼ (50/60 Hz)	Green	XB5AK133G5 (ZB5AW0G15 + ZB5AK1333)	XB5AK133G5C0 (ZB5AW0G15 + ZB5AK1333C0)	0.516/*1.138*
						Red	XB5AK134G5 (ZB5AW0G15 + ZB5AK1343)	XB5AK134G5C0 (ZB5AW0G15 + ZB5AK1343C0)	0.516/*1.138*
						Orange	XB5AK135G5 (ZB5AW0G15 + ZB5AK1353)	XB5AK135G5C0 (ZB5AW0G15 + ZB5AK1353C0)	0.516/*1.138*
					230...240 ∼ (50/60 Hz)	Green	XB5AK133M5 (ZB5AW0M15 + ZB5AK1333)	XB5AK133M5C0 (ZB5AW0M15 + ZB5AK1333C0)	0.516/*1.138*
						Red	XB5AK134M5 (ZB5AW0M15 + ZB5AK1343)	XB5AK134M5C0 (ZB5AW0M15 + ZB5AK1343C0)	0.516/*1.138*
						Orange	XB5AK135M5 (ZB5AW0M15 + ZB5AK1353)	XB5AK135M5C0 (ZB5AW0M15 + ZB5AK1353C0)	0.516/*1.138*

(1) For recommended maximum number of contacts constituting the body (fixing collar and contact) associated with the head, see pages 26 to 29.

(2) To add customized markings on these references using the online customization tool, see page 5.

Control and signaling units

Harmony XB5 plastic

Diameter 22 mm illuminated selector switches with standard handle, with Universal LED

ZB5AK1263

ZB5AK1313

ZB5AK1783

Illuminated selector switches with standard handle, with Universal LED (continued) *(1)*

Shape of head	Type of operator	Positions Number	Positions Type	Color of handle	Reference For black bezel	Reference For gray bezel	Weight kg/*lb*
Heads only *(2) (3)*							
	Standard handle	2-position 90°	Stay put	White	ZB5AK1213	ZB5AK1213C0	0.016/*0.035*
				Green	ZB5AK1233	ZB5AK1233C0	0.016/*0.035*
				Red	ZB5AK1243	ZB5AK1243C0	0.016/*0.035*
				Orange	ZB5AK1253	ZB5AK1253C0	0.016/*0.035*
				Yellow	ZB5AK1283	ZB5AK1283C0	0.016/*0.035*
				Blue	ZB5AK1263	ZB5AK1263C0	0.016/*0.035*
			Spring return from right to left	White	ZB5AK1413	ZB5AK1413C0	0.017/*0.037*
				Green	ZB5AK1433	ZB5AK1433C0	0.017/*0.037*
				Red	ZB5AK1443	ZB5AK1443C0	0.017/*0.037*
				Orange	ZB5AK1453	ZB5AK1453C0	0.017/*0.037*
				Yellow	ZB5AK1483	ZB5AK1483C0	0.017/*0.037*
				Blue	ZB5AK1463	ZB5AK1463C0	0.017/*0.037*
		3-position ± 45°	Stay put	White	ZB5AK1313	ZB5AK1313C0	0.016/*0.035*
				Green	ZB5AK1333	ZB5AK1333C0	0.016/*0.035*
				Red	ZB5AK1343	ZB5AK1343C0	0.016/*0.035*
				Orange	ZB5AK1353	ZB5AK1353C0	0.016/*0.035*
				Yellow	ZB5AK1383	ZB5AK1383C0	0.016/*0.035*
				Blue	ZB5AK1363	ZB5AK1363C0	0.016/*0.035*
			Spring return to center	White	ZB5AK1513	ZB5AK1513C0	0.016/*0.035*
				Green	ZB5AK1533	ZB5AK1533C0	0.016/*0.035*
				Red	ZB5AK1543	ZB5AK1543C0	0.016/*0.035*
				Orange	ZB5AK1553	ZB5AK1553C0	0.016/*0.035*
				Yellow	ZB5AK1583	ZB5AK1583C0	0.016/*0.035*
				Blue	ZB5AK1563	ZB5AK1563C0	0.016/*0.035*
			Spring return from right to center	White	ZB5AK1813	ZB5AK1813C0	0.016/*0.035*
				Green	ZB5AK1833	ZB5AK1833C0	0.016/*0.035*
				Red	ZB5AK1843	ZB5AK1843C0	0.016/*0.035*
				Orange	ZB5AK1853	ZB5AK1853C0	0.016/*0.035*
				Yellow	ZB5AK1883	ZB5AK1883C0	0.016/*0.035*
				Blue	ZB5AK1863	ZB5AK1863C0	0.016/*0.035*
			Spring return from left to center	White	ZB5AK1713	ZB5AK1713C0	0.016/*0.035*
				Green	ZB5AK1733	ZB5AK1733C0	0.016/*0.035*
				Red	ZB5AK1743	ZB5AK1743C0	0.016/*0.035*
				Orange	ZB5AK1753	ZB5AK1753C0	0.016/*0.035*
				Yellow	ZB5AK1783	ZB5AK1783C0	0.016/*0.035*
				Blue	ZB5AK1763	ZB5AK1763C0	0.016/*0.035*

(1) For recommended maximum number of contacts constituting the body (fixing collar and contact) associated with the head, see pages 26 to 29.
(2) For use with bodies comprising a light source with Universal LED only.
(3) To add customized markings on these references using the online customization tool, see page 5.

Control and signaling units

Harmony XB5 plastic

Diameter 22 mm pilot lights with Universal LED

XB5AVB1

XB5EVG3

XB5AVB45

Pilot lights with Universal LED

Shape of head	Supply voltage V	Color	Reference for monolithic units	Reference for complete units	Weight kg/*lb*
Complete units (with plain lens)					
Screw clamp terminal connections (Schneider Electric anti-loosening system)					
	24 ⎓ (50/60 Hz)	White	XB5EVB1	XB5AVB1 (ZB5AVB1 + ZB5AV013)	0.038/*0.084*
		Green	XB5EVB3	XB5AVB3 (ZB5AVB1 + ZB5AV033)	0.038/*0.084*
		Red	XB5EVB4	XB5AVB4 (ZB5AVB1 + ZB5AV043)	0.038/*0.084*
		Orange	XB5EVB5	XB5AVB5 (ZB5AVB1 + ZB5AV053)	0.038/*0.084*
		Blue	XB5EVB6	XB5AVB6 (ZB5AVB1 + ZB5AV063)	0.038/*0.084*
		Yellow	XB5EVB8	–	0.038/*0.084*
	110...120 ∿ (50/60 Hz)	White	XB5EVG1	XB5AVG1 (ZB5AVG1 + ZB5AV013)	0.038/*0.084*
		Green	XB5EVG3	XB5AVG3 (ZB5AVG1 + ZB5AV033)	0.038/*0.084*
		Red	XB5EVG4	XB5AVG4 (ZB5AVG1 + ZB5AV043)	0.038/*0.084*
		Orange	XB5EVG5	XB5AVG5 (ZB5AVG1 + ZB5AV053)	0.038/*0.084*
		Blue	XB5EVG6	XB5AVG6 (ZB5AVG1 + ZB5AV063)	0.038/*0.084*
		Yellow	XB5EVG8	–	0.038/*0.084*
	230...240 ∿ (50/60 Hz)	White	XB5EVM1	XB5AVM1 (ZB5AVM1 + ZB5AV013)	0.038/*0.084*
		Green	XB5EVM3	XB5AVM3 (ZB5AVM1 + ZB5AV033)	0.038/*0.084*
		Red	XB5EVM4	XB5AVM4 (ZB5AVM1 + ZB5AV043)	0.038/*0.084*
		Orange	XB5EVM5	XB5AVM5 (ZB5AVM1 + ZB5AV053)	0.038/*0.084*
		Blue	XB5EVM6	XB5AVM6 (ZB5AVM1 + ZB5AV063)	0.038/*0.084*
		Yellow	XB5EVM8	–	0.038/*0.084*
Compact push-in terminal connections					
	24 ⎓ (50/60 Hz)	White	–	XB5AVB15 (ZBVB15 + ZB5AZ009 + ZB5AV013)	0.042/*0.092*
		Green	–	XB5AVB35 (ZBVB15 + ZB5AZ009 + ZB5AV033)	0.042/*0.092*
		Red	–	XB5AVB45 (ZBVB15 + ZB5AZ009 + ZB5AV043)	0.042/*0.092*
		Orange	–	XB5AVB55 (ZBVB15 + ZB5AZ009 + ZB5AV053)	0.042/*0.092*
		Blue	–	XB5AVB65 (ZBVB15 + ZB5AZ009 + ZB5AV063)	0.042/*0.092*

Control and signaling units

Harmony XB5 plastic

Diameter 22 mm pilot lights with Universal LED

ZB5AV053

ZB5AV083S

ZB5AV063S

Pilot lights with Universal LED

Screw clamp terminal connections (Schneider Electric anti-loosening system)

Heads only, circular *(1)*

Shape of head	For use with body comprising light source type	Color of lens	Reference	Weight kg/*lb*
■ With plain lens				
	Universal LED	White	**ZB5AV013**	0.017/*0.037*
		Green	**ZB5AV033**	0.017/*0.037*
		Red	**ZB5AV043**	0.017/*0.037*
		Orange	**ZB5AV053**	0.017/*0.037*
		Yellow	**ZB5AV083**	0.017/*0.037*
		Blue	**ZB5AV063**	0.017/*0.037*
		5 colors *(2) (3)*	**ZB5AV003**	0.017/*0.037*
■ With plain lens, for insertion of legend *(3)*				
	Universal LED	White	**ZB5AV013E**	0.017/*0.037*
		Green	**ZB5AV033E**	0.017/*0.037*
		Red	**ZB5AV043E**	0.017/*0.037*
		Orange	**ZB5AV053E**	0.017/*0.037*
		Yellow	**ZB5AV083E**	0.017/*0.037*
		Blue	**ZB5AV063E**	0.017/*0.037*
■ With grooved lens *(4)*				
	Universal LED	White	**ZB5AV013S**	0.017/*0.037*
		Green	**ZB5AV033S**	0.017/*0.037*
		Red	**ZB5AV043S**	0.017/*0.037*
		Orange	**ZB5AV053S**	0.017/*0.037*
		Yellow	**ZB5AV083S**	0.017/*0.037*
		Blue	**ZB5AV063S**	0.017/*0.037*

(1) For use with bodies comprising a light source with Universal LED only.
(2) Head supplied with 5 different colored lenses (white, green, red, orange, or blue) not fitted, for insertion of legend.
(3) For legend ordering information, see page 82.
(4) For use in bright ambient light conditions (for example, outdoors in sunlight).

Control and signaling units

Harmony XB5 plastic

Diameter 22 mm pilot lights with Universal LED and with BA9s base fitting

XB5AV5B4

Pilot lights with Universal LED and transformer (1.2 VA, 24 V secondary)

Screw clamp terminal connections (Schneider Electric anti-loosening system)

Shape of head	Supply voltage V	Color	Reference *(1)*	Weight kg/*lb*
Complete units - With plain lens				
	400 ∿ - 50 Hz *(1)*	White	XB5AV5B1	0.133/*0.293*
		Green	XB5AV5B3	0.133/*0.293*
		Red	XB5AV5B4	0.133/*0.293*
		Orange	XB5AV5B5	0.133/*0.293*
		Blue	XB5AV5B6	0.133/*0.293*

UN Universal for all color heads

XB5AV63

Pilot lights with BA9s base fitting, with plain or grooved lens

Screw clamp terminal connections (Schneider Electric anti-loosening system)

Shape of head	Supply voltage V	Color	Reference	Weight kg/*lb*
Complete units - With plain lens				
■ Direct supply, for BA9s bulb, U ≤ 250 V, 2.4 W max. (bulb not included)				
	≤ 250	White	XB5AV61 (ZB5AV6 + ZB5AV01)	0.037/*0.082*
		Green	XB5AV63 (ZB5AV6 + ZB5AV03)	0.037/*0.082*
		Red	XB5AV64 (ZB5AV6 + ZB5AV04)	0.037/*0.082*
		Orange	XB5AV65 (ZB5AV6 + ZB5AV05)	0.037/*0.082*
■ Via integral transformer, 1.2 VA, 6 V secondary, with BA9s incandescent bulb (included)				
	110...120 ∿ (50/60 Hz)	White	XB5AV31 (ZB5AV3 + ZB5AV01)	0.109/*0.240*
		Green	XB5AV33 (ZB5AV3 + ZB5AV03)	0.109/*0.240*
		Red	XB5AV34 (ZB5AV3 + ZB5AV04)	0.109/*0.240*
		Orange	XB5AV35 (ZB5AV3 + ZB5AV05)	0.109/*0.240*
	230 ∿ (50 Hz) 220...240 ∿ (60 Hz)	White	XB5AV41 (ZB5AV4 + ZB5AV01)	0.110/*0.243*
		Green	XB5AV43 (ZB5AV4 + ZB5AV03)	0.110/*0.243*
		Red	XB5AV44 (ZB5AV4 + ZB5AV04)	0.110/*0.243*
		Orange	XB5AV45 (ZB5AV4 + ZB5AV05)	0.110/*0.243*

XB5AV34

Heads only *(2)*

Shape of head	For use with body comprising light source type	Color of lens	Reference	Weight kg/*lb*
■ With plain lens				
	With BA9s base fitting	White	ZB5AV01	0.018/*0.040*
		Green	ZB5AV03	0.018/*0.040*
		Red	ZB5AV04	0.018/*0.040*
		Orange	ZB5AV05	0.018/*0.040*
		Blue	ZB5AV06	0.018/*0.040*
		Clear	ZB5AV07	0.018/*0.040*
■ With grooved lens *(3)*				
	With BA9s base fitting	White	ZB5AV01S	0.017/*0.037*
		Green	ZB5AV03S	0.017/*0.037*
		Red	ZB5AV04S	0.017/*0.037*
		Orange	ZB5AV05S	0.017/*0.037*
		Blue	ZB5AV06S	0.017/*0.037*
		Clear	ZB5AV07S	0.017/*0.037*

ZB5AV01

*(1) To order 440...460 V ∿ 60 Hz tranformer blocks, replace "5" in the reference with "8". For example, **XB5AV5B1** becomes **XB5AV8B1**. To order 550...600 V ∿ 60 Hz blocks, replace "5" with "9". For example, **XB5AV5B1** becomes **XB5AV9B1**.*

(2) For use with bodies comprising a light source with BA9s base fitting (incandescent, neon, or LED) only.

(3) For use in bright ambient light conditions (for example, outdoors in sunlight).

Control and signaling units

Harmony XB5 plastic

3-phase pilot light with Universal LED

Push-to-test pilot light

XB5EV57K4

XB5EV57L4

XB5AW21B5

XB5AW25G5

3-phase pilot lights with Universal LED
Faston connector, 6.3 mm

Shape of head	Supply voltage V	Color	Reference	Weight kg/*lb*
Complete units - With plain lens				
	400 ∼ (50/60 Hz)	Red Green Yellow	XB5EV57K4	0.065/*0.143*
	400 ∼ (50/60 Hz)	White White White	XB5EV57L4	0.065/*0.143*

Push-to-test pilot light *(1)*

Shape of head	Supply voltage V	Color	Reference	Weight kg/*lb*
Complete units				
	24 ⎓ (50/60 Hz)	White	XB5AW21B5	0.047/*0.104*
	24 ⎓ (50/60 Hz)	Green	XB5AW23B5	0.047/*0.104*
	24 ⎓ (50/60 Hz)	Red	XB5AW24B5	0.047/*0.104*
	24 ⎓ (50/60 Hz)	Orange	XB5AW25B5	0.047/*0.104*
	24 ⎓ (50/60 Hz)	Yellow	XB5AW28B5	0.047/*0.104*
	24 ⎓ (50/60 Hz)	Blue	XB5AW26B5	0.047/*0.104*
	110 - 120 ⎓ (50/60 Hz)	White	XB5AW21G5	0.047/*0.104*
	110 - 120 ∼ (50/60 Hz)	Green	XB5AW23G5	0.047/*0.104*
	110 - 120 ∼ (50/60 Hz)	Red	XB5AW24G5	0.047/*0.104*
	110 - 120 ∼ (50/60 Hz)	Orange	XB5AW25G5	0.047/*0.104*
	110 - 120 ∼ (50/60 Hz)	Yellow	XB5AW28G5	0.047/*0.104*
	110 - 120 ∼ (50/60 Hz)	Blue	XB5AW26G5	0.047/*0.104*

(1) For use with bodies comprising a light source with Universal LED only.

Control and signaling units

Harmony XB5 plastic

Diameter 22 mm specific functions

Pushbuttons for manual overload reset, potentiometers

XB5AA801

Manual overload reset buttons (travel 10 mm/*0.349 in.*)

Shape of head	Actuation distance mm/*in.*	Marking	Color	Reference	Weight kg/*lb*
Without cap *(1)*					
	17…120/ *0.669...4.724*	–	–	XB5AA801	0.027/*0.060*
With flush push					
	17…120/ *0.669...4.724*	Unmarked	Green	XB5AA831	0.027/*0.060*
			Red	XB5AA841	0.027/*0.060*
			Blue	XB5AA861	0.027/*0.060*
		O	Red	XB5AA84101	0.027/*0.060*
		R	Blue	XB5AA86102	0.027/*0.060*
With projecting push					
	17…120/ *0.669...4.724*	O	Red	XB5AL84101	0.027/*0.060*



XB5AD912R1K

XB5AD912R1K

Complete potentiometer

Description	Resistance kΩ	Reference	Weight kg/*lb*
+/-10% linear mode precision complete potentiometer with screw terminals	1	XB5AD912R1K	0.048/*0.106*
	4.7	XB5AD912R4K7	0.048/*0.106*
	10	XB5AD912R10K	0.048/*0.106*
	47	XB5AD912R47K	0.048/*0.106*
	100	XB5AD912R100K	0.048/*0.106*
	470	XB5AD912R470K	0.048/*0.106*

Heads and mounting base for potentiometer *(2)*

Shape of head	Description	For use with	Reference	Weight kg/*lb*
	For potentiometer with shaft length 45 to 50 mm/ *1.772 to 1.968 in.*	Ø 6 mm/ *0.236 in.* shaft	ZB5AD912	0.032/*0.071*
		Ø 6.35 mm/ *0.250 in.* shaft	ZB5AD922	0.032/*0.071*

(1) Colored cap to be ordered separately (see page 74).
(2) Potentiometer not included.

Control and signaling units

Harmony XB5 plastic

Diameter 22 mm specific functions

Timers, hour counters, annunciators

XB5DTB22

Timers

Description	Output type	Supply voltage V	Time delay type	Time delay range	Reference	Weight kg/*lb*
Panel-mounted timer function with status LED and 1 static output in 22.5 mm/*0.886 in.* hole	1 static output	24 ⎓	Type A (delay on energization)	0.5…10s	XB5DTB22	0.027/*0.060*
				3…60 s	XB5DTB23	0.027/*0.060*
				0.5…10 min	XB5DTB24	0.027/*0.060*
				3…60 min	XB5DTB25	0.027/*0.060*
		100…240 ≂ (50/60 Hz)	Type A (delay on energization)	0.5…10s	XB5DTGM2	0.027/*0.060*
				3…60 s	XB5DTGM3	0.027/*0.060*
				0.5…10 min	XB5DTGM4	0.027/*0.060*
				3…60 min	XB5DTGM5	0.027/*0.060*

XB5DSB

Hour counters

Characteristics	Supply voltage V	Reference	Weight kg/*lb*
Indication 0…9999.9	12…24 ≂ (50 or 60 Hz)	XB5DSB	0.045/*0.099*
	120 ∿ (60 Hz)	XB5DSG	0.045/*0.099*
	230…240 ∿ (50 Hz)	XB5DSM *(1)*	0.045/*0.099*

XB5KS2B4

Annunciators (IP66, IP67, and IP69)

Characteristics	Supply voltage V	Color	Reference	Weight kg/*lb*
Continuous or intermittent non-illuminated buzzer - 90 dB, 6.8 kHz	24 ≂ (50 or 60 Hz)	-	XB5KSB	0.024/*0.053*
	110…120 V ≂ (50 or 60 Hz)	-	XB5KSG	0.024/*0.053*
	230…240 ∿ (50 or 60 Hz)	-	XB5KSM	0.024/*0.053*
Continuous or intermittent illuminated buzzer - 90 dB, 6.8 kHz	24 ≂ (50 or 60 Hz)	Red	XB5KS2B4	0.024/*0.053*
	110…120 V ≂ (50 or 60 Hz)	Red	XB5KS2G4	0.024/*0.053*
	230…240 ∿ (⎍0 or 60 Hz)	Red	XB5KS2M4	0.024/*0.053*
	24V ≂ (50 or 60 Hz)	Yellow	XB5KS2B8	0.024/*0.053*
	110…120 V ≂ (50 or 60 Hz)	Yellow	XB5KS2G8	0.024/*0.053*
	230…240 ∿ (50 or 60 Hz)	Yellow	XB5KS2M8	0.024/*0.053*

*(1)To order a 60 Hz hour counter, add a suffix 6. The reference **XB5DSM** becomes **XB5DSM6**.*

Control and signaling units

Harmony XB5 plastic

Diameter 22 mm specific functions

USB and RJ45 ports, fuse carrier, basic displays

XB5PUSB3

XB5PRJ45

ZB5SKR01

XB5DT1S

XBH1AA0G4

XBH1AA0R4

USB and RJ45 ports

Description	Interface type	Connection type	Degree of protection	Reference	Weight kg/*lb*
Panel-mounted USB and RJ45 ports in 22.5 mm/*0.886 in.* hole with notch	USB interface, jack type A	USB port 3.0 A-A	IP20, IP65, IP67, IP69K with protection cover *(1)*	**XB5PUSB3**	0.017/*0.037*
	Ethernet interface, RJ45 jack	RJ45 port Cat. 6	IP20, IP65, IP67, IP69K with protection cover *(1)*	**XB5PRJ45**	0.027/*0.060*

RFID operator interface

Description	Set of	Supply Voltage V	Reference	Weight kg/*lb*
RFID reader with key holder	1	24 ⎓	**ZB5SKR01**	0.153/*0.337*
User tag with 2 master keys and 2 reset keys	10		**ZB5SKT01**	0.108/*0.238*

Fuse carrier

Description	For use with	Reference	Weight kg/*lb*
Fuse carrier	5 x 20 mm/*0.197 x 0.787 in.* fuse 6.3 A - 250 V	**XB5DT1S**	0.022/*0.049*

Basic displays

Description	Input current range	LED color	Reference	Weight kg/*lb*
Digital panel meter LED display, 1 current input , -999…9999	4...20 mA	Green	**XBH1AA0G4**	0.032/*0.070*
		Red	**XBH1AA0R4**	0.032/*0.070*

(1) For protection covers, see page 83.

Control and signaling units

Harmony XB5 plastic

Diameter 22 mm specific functions

Joystick controllers

ZD5PA12

Joystick controllers (with 54 mm/*2.126 in.* long operating shaft) *(1)*
Screw clamp terminal connections (Schneider Electric anti-loosening system)

Description	Operation	Spring return to zero position	Reference	Weight kg/*lb*
Sub-assemblies for joystick controllers				
2-direction	1 notch 1 NO contact per direction	Without	XD5PA12	0.060/*0.132*
		With	XD5PA22	0.060/*0.132*
4-direction	1 notch 1 NO contact per direction	Without	XD5PA14	0.077/*0.170*
		With	XD5PA24	0.077/*0.170*
Other versions	Joystick controllers and complete body/contact assemblies for joystick controllers with Faston connector terminals (6.35 or 2 x 2.8 mm/*0.250 or 2 x 0.110 in.*) Please contact our Customer Care Center.			

*(1) Must not be used with standard contact blocks **ZBE10●** (single) or **ZBE20●** (double).*

Control and signaling units

Harmony XB5 plastic

Diameter 22 mm specific functions

Joystick controllers

ZD5PA103



ZD5PA203

Joystick controllers (with 54 mm/*2.126 in.* long operating shaft) *(1)*
Screw clamp terminal connections (Schneider Electric anti-loosening system)

Description	For use with	Reference	Weight kg/*lb*
Sub-assemblies for joystick controllers			
Complete body/contact assemblies	2-direction	ZD5PA103	0.049/*0.108*
	4-direction	ZD5PA203	0.058/*0.128*
Complete head assemblies with operating shaft	2-direction, stay put	ZD5PA12	0.022/*0.049*
	2-direction, spring return to zero position	ZD5PA22	0.022/*0.049*
	4-direction, stay put	ZD5PA14	0.022/*0.049*
	4-direction, spring return to zero position	ZD5PA24	0.022/*0.049*
Other versions	Joystick controllers and complete body/contact assemblies for joystick controllers with Faston connector terminals (6.35 or 2 x 2.8 mm/*0.250 or 2 x 0.110 in.*) Please contact our Customer Care Center.		

*(1) Must not be used with standard contact blocks **ZBE10●** (single) or **ZBE20●** (double).*

Control and signaling units

Harmony XB5 plastic

Diameter 22 mm accessories for heads

Unmarked pushbutton caps

ZBA4

Pushbutton caps, unmarked						
Description	**For use with**	**Type of push**	**Color**	**Sold in lots of**	**Unit reference**	**Weight kg/*lb***
For plastic pushbuttons						
Caps for plastic pushbuttons, unmarked	**ZBABA0 and ZB5AA0 circular pushbutton heads supplied without cap**	Flush	White	10	**ZBA1**	0.001/*0.002*
			Black	10	**ZBA2**	0.001/*0.002*
			Green	10	**ZBA3**	0.001/*0.002*
			Red	10	**ZBA4**	0.001/*0.002*
			Yellow	10	**ZBA5**	0.001/*0.002*
			Blue	10	**ZBA6**	0.001/*0.002*

ZBAF9

For flush mounted plastic pushbuttons *(1)*						
Caps for flush mounted plastic pushbuttons, unmarked	**ZB5FA0 circular pushbutton heads supplied without cap**	Flush	White	10	**ZBAF1**	0.001/*0.002*
			Black	10	**ZBAF2**	0.001/*0.002*
			Green	10	**ZBAF3**	0.001/*0.002*
			Red	10	**ZBAF4**	0.001/*0.002*
			Yellow	10	**ZBAF5**	0.001/*0.002*
			Blue	10	**ZBAF6**	0.001/*0.002*
			6 colors *(2)*	1	**ZBAF9**	0.006/*0.013*

(1) To add customized markings on these references using the web customization tool, see page 5.
(2) Set of 6 different colored caps: white, black, green, red, yellow, or blue.

Control and signaling units

Harmony XB5 plastic

Diameter 22 mm accessories for heads

Pushbutton caps with markings

ZBA333

Pushbutton caps, with markings *(1)*

For use with	Type of push	Marking Text	Marking Color	Color of cap	Unit reference	Weight kg/*lb*
Plastic pushbuttons						
ZB4BA0 and ZB5AA0 circular pushbutton heads supplied without cap (sold in lots of 10)	Flush	I *(2)*	White	Green	ZBA331	0.001/*0.002*
			Black	White	ZBA131	0.001/*0.002*
		II	White	Green	ZBA336	0.001/*0.002*
		START *(2)*	White	Green	ZBA333	0.001/*0.002*
		UP *(2)*	Black	White	ZBA343	0.001/*0.002*
		DOWN *(2)*	White	Black	ZBA344	0.001/*0.002*
		⊤ *(2)*	White	Black	ZBA245	0.001/*0.002*
			Black	White	ZBA145	0.001/*0.002*
		↑ *(3)*	White	Black	ZBA335	0.001/*0.002*
			Black	White	ZBA334	0.001/*0.002*
		O *(2)*	White	Red	ZBA432	0.001/*0.002*
				Black	ZBA232	0.001/*0.002*
		STOP *(2)*	White	Red	ZBA434	0.001/*0.002*
				Black	ZBA234	0.001/*0.002*
		OFF	White	Red	ZBA435	0.001/*0.002*
		◇	White	Green	ZBA346	0.001/*0.002*
		R *(2)*	White	Blue	ZBA639	0.001/*0.002*
		+	White	Black	ZBA2934	0.001/*0.002*
		–	White	Black	ZBA2935	0.001/*0.002*

(1) To add customized markings on these references using the web customization tool, see *page 5**.*
(2) Double injection molded marking.
(3) Can be clipped in at 90° steps, through 360°.

Control and signaling units

Harmony XB5 plastic

Diameter 22 mm accessories for heads

Boots, Lens caps

ZBP0

Transparent boots for pushbuttons *(1)*

Description	For use with plastic pushbuttons	Sold in lots of	Unit reference	Weight kg/*lb*
Single boots *(2)*	Flush with circular head	10	**ZBPA**	0.002/*0.004*
	Projecting with circular head and push-push version	10	**ZBP0**	0.002/*0.004*
	Flush or projecting with circular head for food industry applications	10	**ZBP0A**	0.002/*0.004*

Colored boots

Description	Color	For use with	Sold in lots of	Unit reference	Weight kg/*lb*
Colored boots (can be replaced without dismantling the head)	White	ZB5AP1S	10	_	0.003/*0.007*
	Black	ZB5AP2S	10	**ZBP012**	0.003/*0.007*
	Green	ZB5AP3S	10	**ZBP013**	0.003/*0.007*
	Red	ZB5AP4S	10	**ZBP014**	0.003/*0.007*
	Yellow	ZB5AP5S	10	**ZBP015**	0.003/*0.007*
	Blue	ZB5AP6S	10	**ZBP016**	0.003/*0.007*
Clear membrane	Transparent	ZB5AP●83	10	**ZBP017**	0.003/*0.007*

ZBV0153



ZBV016

Lens caps

For use with	Color	Sold in lots of	Unit reference	Weight kg/*lb*
Circular lens caps for light sources with Universal LED				
Pilot lights	White	10	**ZBV0113**	0.002/*0.004*
	Green	10	**ZBV0133**	0.002/*0.004*
	Red	10	**ZBV0143**	0.002/*0.004*
	Orange	10	**ZBV0153**	0.002/*0.004*
	Blue	10	**ZBV0163**	0.002/*0.004*
Circular lens caps for light sources with BA 9s fitting				
Pilot lights	White	10	**ZBV011**	0.002/*0.004*
	Green	10	**ZBV013**	0.002/*0.004*
	Red	10	**ZBV014**	0.002/*0.004*
	Orange	10	**ZBV015**	0.002/*0.004*
	Blue	10	**ZBV016**	0.002/*0.004*
	Clear	10	**ZBV017**	0.002/*0.004*

(1) For boots for multiple-headed pushbuttons, see page 41.
(2) Permissible panel thickness 1 to 5 mm/0.039 to 0.179 in., cannot be used with legend holders.

Control and signaling units

Harmony XB5 plastic

Diameter 22 mm 8 x 27 mm legends with 30 x 40 mm legend holders

ZBZ34 ZBY●H101

30 x 40 mm legend holders (flush mounting with bezel) for 8 x 27 mm legends *(1)*

Description	Legend		Sold in lots of	Unit reference		Weight kg/*lb*
	Background color	Marking				
Without legend	–	–	10	ZBZ34	–	0.003/*0.007*
With blank legend	Black or red	–	10	ZBY2H101	–	0.004/*0.009*
	White or yellow	–	10	ZBY4H101	–	0.004/*0.009*

ZBZ32

ZBY2101

ZBY2104C0

ZBY4140

ZBY2107

Standard 30 x 40 mm legend holders for 8 x 27 mm legends *(1)*

Description	Legend		Sold in lots of	Unit reference		Weight kg/*lb*
	Color	Marking		For black bezel	For gray bezel *(2)*	
Without legend	–	–	10	ZBZ32	ZBZ32C0	0.001/*0.002*
With blank legend (for engraving)	Black or red	–	10	ZBY2101	ZBY2101C0	0.002/*0.004*
	White or yellow	–	10	ZBY4101	ZBY4101C0	0.002/*0.004*
With 8 x 27 mm/ *0.315 x 1.063 in.* legend (with international marking)	Black or red *(3)*	I	10	ZBY2147	–	0.002/*0.004*
		O-I	10	ZBY2178	ZBY2178C0	0.002/*0.004*
		I-II	10	ZBY2179	–	0.002/*0.004*
		I-O-II	10	ZBY2186	ZBY2186C0	0.002/*0.004*
		STOP	10	ZBY2304	ZBY2304C0	0.002/*0.004*
With 8 x 27 mm/ *0.315 x 1.063 in.* legend (with French language marking)	Black or red *(3)*	ARRET (red background)	10	ZBY2104	ZBY2104C0	0.002/*0.004*
		ARRET-MARCHE	10	ZBY2166	ZBY2166C0	0.002/*0.004*
		AUTO-MAIN	10	ZBY2164	–	0.002/*0.004*
		AUTO-O-MAIN	10	ZBY2185	–	0.002/*0.004*
		DEFAUT (black background)	10	ZBY2134	–	0.002/*0.004*
		DEFAUT (red background)	10	ZBY2135	–	0.002/*0.004*
		DESCENTE	10	ZBY2108	–	0.002/*0.004*
		EN SERVICE	10	ZBY2111	–	0.002/*0.004*
		FERMETURE	10	ZBY2114	–	0.002/*0.004*
		MARCHE	10	ZBY2103	ZBY2103C0	0.002/*0.004*
		MONTEE	10	ZBY2107	–	0.002/*0.004*
		OUVERTURE	10	ZBY2113	–	0.002/*0.004*
		REARMEMENT (red background)	10	ZBY2123	–	0.002/*0.004*
		REARMEMENT (black background)	10	ZBY0123	–	0.002/*0.004*
		SOUS TENSION	10	ZBY2126	–	0.002/*0.004*
	Red	ARRET D'URGENCE	10	ZBY2130 *(4)*	–	0.002/*0.004*

(1) For legends, see page 81.
(2) To add customized markings on these references using the web customization tool, see page 5.
(3) "Start" functions: white letters on black background. "Stop" functions: white letters on red background (unless otherwise specified above).
(4) For compliance with standard EN/ISO 13850, paragraph 4.4.6, the Emergency Stop function logo has been added.

Control and signaling units

Harmony XB5 plastic

Diameter 22 mm 8 x 27 mm legends with 30 x 40 mm legend holders

ZBY2303

ZBY2228

Standard 30 x 40 mm legend holders with 8 x 27 mm legends *(1)* **(continued)**

Description	Legend		Sold in lots of	Reference		Weight kg/*lb*
	Color	Marking		For black bezel	For gray bezel *(2)*	
With legend (with English language marking)	Black or red background *(1)*	AUTO-HAND	10	ZBY2364	–	0.002/*0.004*
		AUTO-O-HAND	10	ZBY2385	–	0.002/*0.004*
		CLOSE	10	ZBY2314	–	0.002/*0.004*
		FORWARD	10	ZBY2305	–	0.002/*0.004*
		OFF	10	ZBY2312	–	0.002/*0.004*
		OFF-ON	10	ZBY2367	ZBY2367C0	0.002/*0.004*
		ON	10	ZBY2311	–	0.002/*0.004*
		OPEN	10	ZBY2313	–	0.002/*0.004*
		POWER ON	10	ZBY2326	–	0.002/*0.004*
		RESET (red background)	10	ZBY2323	–	0.002/*0.004*
		RESET (black background)	10	ZBY2322	–	0.002/*0.004*
		REVERSE	10	ZBY2306	–	0.002/*0.004*
		RUN	10	ZBY2334	–	0.002/*0.004*
		START	10	ZBY2303	ZBY2303C0	0.002/*0.004*
		STOP-START	10	ZBY2366	–	0.002/*0.004*
	Red background	EMERGENCY STOP	10	ZBY2330 *(3)*	–	0.002/*0.004*
With legend (with German language marking)	Black or red background *(1)*	AUTO-HAND	10	ZBY2364	–	0.002/*0.004*
		AUTO-O-HAND	10	ZBY2385	–	0.002/*0.004*

(1) "Start" functions: white letters on black background. "Stop" functions: white letters on red background (unless otherwise specified above).
(2) To add customized markings on these references using the web customization tool, see page 5.
(3) For compliance with standard EN/ISO 13850, paragraph 4.4.6, the Emergency Stop function logo has been added.

Control and signaling units

Harmony XB5 plastic

Diameter 22 mm 30 x 40 mm legend plates

ZBYP2101

ZBYM2303

Standard 30 x 40 mm legend plates

Description	Marking *(1)*	Sold in lots of	Unit Reference		Weight kg/*lb*
			For black bezel	For gray bezel *(2)*	
Legend plate, plastic	-	10	ZBYP2101	ZBYP2101C0	0.001/*0.002*
	O-I	10	ZBYP2178	ZBYP2178C0	0.001/0.002
	STOP	10	ZBYP2304	ZBYP2304C0	0.001/0.002
	START	10	ZBYP2303	ZBYP2303C0	0.001/0.002
	MARCHE	10	ZBYP2103	ZBYP2103C0	0.001/0.002
	I-O-II	10	ZBYP2186	ZBYP2186C0	0.001/0.002
	OFF-ON	10	ZBYP2367	ZBYP2367C0	0.001/0.002
	ARRET-MARCHE	10	ZBYP2166	ZBYP2166C0	0.001/0.002
	ARRET	10	ZBYP2104	ZBYP2104C0	0.001/0.002
Legend plate, metal	–	10	ZBYM2101	-	0.004/0.009
	O-I	10	ZBYM2178	-	0.004/0.009
	STOP	10	ZBYM2304	-	0.004/0.009
	START	10	ZBYM2303	-	0.004/0.009
	MARCHE	10	ZBYM2103	-	0.004/0.009
	I-O-II	10	ZBYM2186	-	0.004/0.009
	OFF-ON	10	ZBYM2367	-	0.004/0.009
	ARRET-MARCHE	10	ZBYM2166	-	0.004/0.009
	ARRET	10	ZBYM2104	-	0.004/0.009

(1) Black marking for metal references, white marking for standard references.
(2) To add customized markings on these references through web customization tool, see page 5.

Control and signaling units

Harmony XB5 plastic

Diameter 22 mm Legend holders for 18 x 27 mm legends, 18 x 27 mm legends for engraving

ZBZ33

ZBY6101

Standard 30 x 50 mm legend holders for 18 x 27 mm legends

Description	Background color	Sold in lots of	Unit reference For black bezel	Unit reference For gray bezel *(1)*	Weight kg/*lb*
Without legend	–	10	ZBZ33	ZBZ33C0	0.001/*0.002*
With blank legend	Black or red	10	ZBY6101	ZBY6101C0	0.002/*0.004*
	White or yellow	10	ZBY6102	ZBY6102C0	0.002/*0.004*

30 x 50 mm legend holder (flush mounting with bezel) for 18 x 27 mm legends

Description	Background color	Sold in lots of	Unit reference		Weight kg/*lb*
Without legend	–	10	ZBZ35	–	0.003/*0.007*
With blank legend	Black or red	10	ZBY6H101	–	0.004/*0.009*
	White or yellow	10	ZBY6H102	–	0.004/*0.009*

ZBYP6101

ZBYM6101

30 x 50 mm legend plates

Description	Sold in lots of	Unit reference For black bezel	Unit reference For gray bezel *(1)*	Weight kg/*lb*
Legend plate, plastic	10	ZBYP6101	ZBYP6101C0	0.001/*0.002*
Legend plate, metal	10	ZBYM6101	–	0.006/*0.013*

ZBZ35

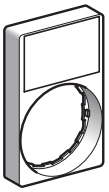

ZBY6H10●

18 x 27 mm legends for engraving for 30 x 50 mm legend holders

Description	Language	Marking	Sold in lots of	Unit reference		Weight kg/*lb*
Black or red background	–	Without	10	ZBY5101	–	0.001/*0.002*
White or yellow background	–	Without	10	ZBY5102	–	0.001/*0.002*

18 x 27 mm legends for engraving for 30 x 50 mm legend holders

Description	For use with	Sold in lots of	Unit reference		Weight kg/*lb*
Sheet of 40 18 x 27 mm/ *0.709 x 1.063 in.* legends	30 x 50 mm/ *1.181 x 1.968 in.* legend holder ZBZ33 and ZBZ35	10	ZBY5100	–	0.044/*0.097*

(1) To add customized markings on these references using the web customization tool, see page 5.

Control and signaling units

Harmony XB5 plastic

Diameter 22 mm, Legends 8 x 27 mm

ZBY0101

ZBY02304

8 x 27 mm marked legends for 30 x 40 mm legend holders ZBZ32 and ZBZ34

Language	Background color	Marking	Sold in lots of	Reference	Weight kg/*lb*
Without	Black or red	–	10	**ZBY0101** *(1)*	0.001/*0.002*
	White or yellow	–	10	**ZBY0102** *(1)*	0.001/*0.002*
International	Black or red *(2)*	O-I	10	**ZBY02178**	0.001/*0.002*
		STOP	10	**ZBY02304**	0.001/*0.002*
French	Black or red *(2)*	AUTO-O-MAIN	10	**ZBY02185**	0.001/*0.002*
		MARCHE	10	**ZBY02103**	0.001/*0.002*
		SOUS TENSION	10	**ZBY02126**	0.001/*0.002*



ZBY4100

Sheets of peel-off legends (with backing board and protective transparent cover)

Description	For use with	Sold in lots of	Unit reference	Weight kg/*lb*
Sheet of 76 legends Ø 8 x 27 mm/ *0.315* x *1.063 in*.	Ø 30 x 40 mm/*1.181* x *1.575 in*. legend holder ZBZ32 and ZBZ34	10	**ZBY4100**	0.043/*0.095*

(1) To add customized markings on these references using the web customization tool, see page 5.

(2) "Start" functions: white letters on black background. "Stop" functions: white letters on red background (unless otherwise specified above).

Control and signaling units

Harmony XB5 plastic

Diameter 22 mm legends for insertion, printing, or pre-printed, circular
Bellows for harsh environments

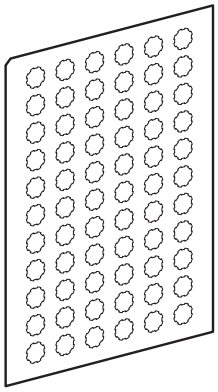

ZBY1101

Legends for XB5A pushbuttons, illuminated pushbuttons, and pilot lights

Description	Language	Marking	Sold in lots of	Unit reference	Weight kg/*lb*
Sheets of 66 circular peel-off, transparent, self-adhesive legends	–	Unmarked	10	ZBY1101	0.017/*0.037*
	International	I	10	ZBY1147	0.017/*0.037*

Control and signaling units

Harmony XB5 plastic

Diameter 22 mm accessories for pushbuttons

ZB5SZ3

ZBSP2



ZB5AZ026

Other accessories (continued)

Description	For use with	Color	Sold in lots of	Unit reference For black bezel	For gray bezel	Weight kg/*lb*
Plastic blanking plug (with fixing nut)	Circular Ø 22 mm/*0.866 in.* control and signaling units	Black	10	ZB5SZ3	ZB5SZ3C0 *(1)*	0.009/*0.020*
		Black	10	ZB5SZ5	–	0.009/*0.020*
Liquid spray protective washer to be fitted under the head	Ø 22 mm/*0.866 in.* control and signaling units	Chromium plated	10	ZB4BZ007	–	0.010/*0.022*
		Black	10	ZB4BZ0077	–	0.010/*0.022*
Plastic protection cover IP65/IP67	Ø 22 mm/*0.866 in.* USB and RJ45 ports	Black	10	ZBSP1	–	0.002/*0.004*
Rigid plastic protection cover IP65/IP67	Ø 22 mm/*0.866 in.* USB and RJ45 ports	Transparent	1	ZBSP2	–	0.006/*0.013*
Metal protection cover IP65/IP67/IP69K	Ø 22 mm/*0.866 in.* USB and RJ45 ports	Silver	1	ZBSP3	–	0.010/*0.022*
Ø 30 mm/*1.181 in.* plastic flush mounting kit	Pushbuttons and pilot lights	Black	1	ZB5AZ021	–	0.006/*0.013*
	Selector switches and illuminated pushbuttons	Black	1	ZB5AZ022	–	0.007/*0.015*
Ø 30 mm/*1.181 in.* plastic flush mounting kit with 1-line legend	Pushbuttons and pilot lights	Black	1	ZB5AZ023	–	0.007/*0.015*
	Selector switches and illuminated pushbuttons	Black	1	ZB5AZ024	–	0.008/*0.018*
Ø 30 mm/*1.181 in.* plastic flush mounting kit with 2-line legend	Pushbuttons and pilot lights	Black	1	ZB5AZ025	–	0.007/*0.015*
	Selector switches and illuminated pushbuttons	Black	1	ZB5AZ026	–	0.009/*0.020*

(1) To add customized markings on these references using the web customization tool, see page 5.

Harmony XB5
flush mounted, Ø 30 mm

Schneider Electric

Control and signaling units

Harmony XB5 plastic

Diameter 30 mm flush mounted, spring return pushbuttons, unmarked

XB5FA31

XB5FA51C0

ZB5FA0

ZB5FA9

ZB5FA4

ZB5FA3M33

ZB5FA66

Flush mounted pushbuttons with flush push for Ø 30 mm *(1)*

Screw clamp terminal connections (Schneider Electric anti-loosening system)

Shape of head	Type of push	Type of contact NO	Type of contact NC	Marking on bezel Text (color)	Color of push	Reference For black bezel	Reference For gray bezel	Weight kg/*lb*
Complete units *(2)*								
	Flush	1	–	–	White	XB5FA11 (ZB5AZ101 + ZB5FA1)	XB5FA11C0 (ZB5AZ101 + ZB5FA1C0)	0.037/*0.082*
					Black	XB5FA21 (ZB5AZ101 + ZB5FA2)	XB5FA21C0 (ZB5AZ101 + ZB5FA2C0)	0.037/*0.082*
					Green	XB5FA31 (ZB5AZ101 + ZB5FA3)	XB5FA31C0 (ZB5AZ101 + ZB5FA3C0)	0.037/*0.082*
					Yellow	XB5FA51 (ZB5AZ101 + ZB5FA5)	XB5FA51C0 (ZB5AZ101 + ZB5FA5C0)	0.037/*0.082*
					Blue	XB5FA61 (ZB5AZ101 + ZB5FA6)	XB5FA61C0 (ZB5AZ101 + ZB5FA6C0)	0.037/*0.082*
		–	1	–	Red	XB5FA42 (ZB5AZ102 + ZB5FA4)	XB5FA42C0 (ZB5AZ102 + ZB5FA4C0)	0.037/*0.082*
Heads only, circular *(2)*								
	Without cap *(3)*			–	–	ZB5FA0	ZB5FA0C0	0.022/*0.049*
	Flush, with set of 6 colored caps			–	6 colors *(4)*	ZB5FA9	ZB5FA9C0	0.027/*0.060*
	Flush			–	White	ZB5FA1	ZB5FA1C0	0.018/*0.040*
					Black	ZB5FA2	ZB5FA2C0	0.018/*0.040*
					Green	ZB5FA3	ZB5FA3C0	0.018/*0.040*
					Red	ZB5FA4	ZB5FA4C0	0.018/*0.040*
					Yellow	ZB5FA5	ZB5FA5C0	0.018/*0.040*
					Blue	ZB5FA6	ZB5FA6C0	0.018/*0.040*
					Gray	ZB5FA8	ZB5FA8C0	0.018/*0.040*
	Flush with transparent cap for insertion of legend *(5)*			–	White	ZB5FA18	ZB5FA18C0	0.018/*0.040*
					Green	ZB5FA38	ZB5FA38C0	0.018/*0.040*
					Red	ZB5FA48	ZB5FA48C0	0.018/*0.040*
					Yellow	ZB5FA58	ZB5FA58C0	0.018/*0.040*
					Blue	ZB5FA68	ZB5FA68C0	0.018/*0.040*
Heads only with marked bezel								
	Flush			"START" (White)	Green	ZB5FA3M33	–	0.018/*0.040*

Flush mounted pushbutton with recessed push for Ø 30 mm *(1)* High guard

Shape of head	Type of push	Color	Reference For black bezel	Reference For gray bezel	Weight kg/*lb*
Heads only, circular *(2)*					
	Recessed (high guard)	White	ZB5FA16	ZB5FA16C0	0.020/*0.044*
		Black	ZB5FA26	ZB5FA26C0	0.020/*0.044*
		Green	ZB5FA36	ZB5FA36C0	0.020/*0.044*
		Red	ZB5FA46	ZB5FA46C0	0.020/*0.044*
		Yellow	ZB5FA56	ZB5FA56C0	0.020/*0.044*
		Blue	ZB5FA66	ZB5FA66C0	0.020/*0.044*

(1) For recommended maximum number of contacts constituting the body (fixing collar and contact) associated with the head, see pages 26 to 29.
(2) To add customized markings on these references using the web customization tool, see page 5.
(3) Colored cap to be ordered separately, see page 100.
(4) Head supplied with 6 different colored caps (white, black, green, red, yellow, or blue) not fitted.
(5) For legend ordering information, see page 104.

Control and signaling units

Harmony XB5 plastic

Diameter 30 mm flush mounted spring return pushbuttons, unmarked

XB5FL42

XB5FL42C0

ZB5FL4

ZB5FL4M34

Flush mounted pushbuttons with projecting push for Ø 30 mm *(1)*
Screw clamp terminal connections (Schneider Electric anti-loosening system)

Shape of head	Type of push	Type of contact NO	Type of contact NC	Marking on bezel Text (color)	Color of push	Reference For black bezel	Reference For gray bezel	Weight kg/*lb*
Complete units *(2)*								
	Projecting	–	1		Red	XB5FL42 (ZB5AZ102 + ZB5FL4)	XB5FL42C0 (ZB5AZ102 + ZB5FL4C0)	0.038/*0.084*
Heads only, circular *(2)*								
	Projecting				White	ZB5FL1	–	0.019/*0.042*
					Black	ZB5FL2	ZB5FL2C0	0.019/*0.042*
					Green	ZB5FL3	ZB5FL3C0	0.019/*0.042*
					Red	ZB5FL4	ZB5FL4C0	0.019/*0.042*
					Yellow	ZB5FL5	ZB5FL5C0	0.019/*0.042*
					Blue	ZB5FL6	ZB5FL6C0	0.019/*0.042*
Heads only with marked bezel								
	Projecting			"STOP" (White)	Red	ZB5FL4M34	–	0.019/*0.042*

(1) For recommended maximum number of contacts constituting the body (fixing collar and contact) associated with the head, see pages 26 to 29.

(2) To add customized markings on these references using the web customization tool, see page 5.

Control and signaling units

Harmony XB5 plastic

Diameter 30 mm flush mounted spring return pushbuttons, with marking

XB5FA4322

XB5FA3341C0

ZB5FA331

ZB5FA432

ZB5FL232

Flush mounted pushbuttons with flush or projecting push for Ø 30 mm *(1)*
Screw clamp terminal connections (Schneider Electric anti-loosening system)

Shape of head	Type of push	Type of contact NO	Type of contact NC	Marking Text (color)	Color of push	Reference For black bezel	Reference For gray bezel	Weight kg/*lb*
Complete units *(2)*								
	Flush	1	–	"I" (white)	Green	XB5FA3311 (ZB5AZ101 + ZB5FA331)	XB5FA3311C0 (ZB5AZ101 + ZB5FA331C0)	0.037/*0.082*
	Flush	–	1	"O" (white)	Red	XB5FA4322 (ZB5AZ102 + ZB5FA432)	XB5FA4322C0 (ZB5AZ102 + ZB5FA432C0)	0.037/*0.082*
	Projecting	–	1	"O" (white)	Red	XB5FL4322 (ZB5AZ102 + ZB5FL432)	–	0.037/*0.082*
	Flush *(3)*	1	–	↑ (black)	White	XB5FA3341 (ZB5AZ101 + ZB5FA334)	XB5FA3341C0 (ZB5AZ101 + ZB5FA334C0)	0.037/*0.082*
	Flush *(3)*	1	–	↓ (white)	Black	XB5FA3351 (ZB5AZ101 + ZB5FA335)	XB5FA3351C0 (ZB5AZ101 + ZB5FA335C0)	0.037/*0.082*
Heads only, circular *(2)*								
	Flush			"I" (white)	Green	ZB5FA331	ZB5FA331C0	0.018/*0.040*
				"I" (black)	White	ZB5FA131	–	0.018/*0.040*
				"II" (white)	Green	ZB5FA336	–	0.018/*0.040*
				"II" (black)	White	ZB5FA136	–	0.018/*0.040*
				"START" (white)	Green	ZB5FA333	–	0.018/*0.040*
				"START" (black)	White	ZB5FA133	–	0.018/*0.040*
				"ON" (white)	Green	ZB5FA341	–	0.018/*0.040*
				"ON" (black)	White	ZB5FA141	–	0.018/*0.040*
				"MARCHE" (white)	Green	ZB5FA342	–	0.018/*0.040*
				"MARCHE" (black)	White	ZB5FA142	–	0.018/*0.040*
				(white)	Black	ZB5FA245	–	0.018/*0.040*
				(black)	White	ZB5FA145	–	0.018/*0.040*
				"O" (white)	Red	ZB5FA432	ZB5FA432C0	0.018/*0.040*
					Black	ZB5FA232	–	0.018/*0.040*
				"ARRET" (white)	Red	ZB5FA433	–	0.018/*0.040*
					Black	ZB5FA233	–	0.018/*0.040*
				"STOP" (white)	Red	ZB5FA434	ZB5FA434C0	0.018/*0.040*
					Black	ZB5FA234	–	0.018/*0.040*
				"OFF" (white)	Red	ZB5FA435	–	0.018/*0.040*
					Black	ZB5FA235	–	0.018/*0.040*
				UP (black)	White	ZB5FA343	–	0.018/*0.040*
				DOWN (white)	Black	ZB5FA344	–	0.018/*0.040*
				↑ (black) *(2)*	White	ZB5FA334	ZB5FA334C0	0.018/*0.040*
				↓ (white) *(2)*	Black	ZB5FA335	ZB5FA335C0	0.018/*0.040*
Heads only, circular *(2)*								
	Projecting *(3)*			"O" (white)	Red	ZB5FL432	ZB5FL432C0	0.019/*0.042*
					Black	ZB5FL232	–	0.019/*0.042*
				"ARRET" (white)	Red	ZB5FL433	–	0.019/*0.042*
				"STOP" (white)	Red	ZB5FL434	–	0.019/*0.042*
					Black	ZB5FL234	–	0.019/*0.042*
				"OFF" (white)	Red	ZB5FL435	–	0.019/*0.042*
					Black	ZB5FL235	–	0.019/*0.042*

(1) For recommended maximum number of contacts constituting the body (fixing collar and contact) associated with the head, see pages 26 to 29.
(2) To add customized markings on these references using the web customization tool, see page 5
(3) Product supplied with cap not clipped in, allowing orientation through 360° in 90° steps.

Control and signaling units

Harmony XB5 plastic

Diameter 30 mm flush mounted illuminated pushbuttons, spring return, with Universal LED

XB5FW31B5

XB5FW34G5

Flush mounted illuminated pushbuttons with flush push for Ø 30 mm *(1)*
Screw clamp terminal connections (Schneider Electric anti-loosening system)

Shape of head	Description	Type of contact NO	Type of contact NC	Supply voltage V	Color of push	Reference For black bezel	Reference For gray bezel	Weight kg/*lb*
Complete units - With plain lens *(2)*								
	Universal LED	1	1	24 ⎓ 50/60 Hz	White	XB5FW31B5 (ZB5AW0B15 + ZB5FW313)	XB5FW31B5C0 (ZB5AW0B15 + ZB5FW313C0)	0.056/*0.123*
					Green	XB5FW33B5 (ZB5AW0B15 + ZB5FW333)	XB5FW33B5C0 (ZB5AW0B15 + ZB5FW333C0)	0.056/*0.123*
					Red	XB5FW34B5 (ZB5AW0B15 + ZB5FW343)	XB5FW34B5C0 (ZB5AW0B15 + ZB5FW343C0)	0.056/*0.123*
					Orange	XB5FW35B5 (ZB5AW0B15 + ZB5FW353)	XB5FW35B5C0 (ZB5AW0B15 + ZB5FW353C0)	0.056/*0.123*
					Blue	XB5FW36B5 (ZB5AW0B15 + ZB5FW363)	XB5FW36B5C0 (ZB5AW0B15 + ZB5FW363C0)	0.056/*0.123*
				110...120 ∿ 50/60 Hz	White	XB5FW31G5 (ZB5AW0G15 + ZB5FW313)	XB5FW31G5C0 (ZB5AW0G15 + ZB5FW313C0)	0.056/*0.123*
					Green	XB5FW33G5 (ZB5AW0G15 + ZB5FW333)	XB5FW33G5C0 (ZB5AW0G15 + ZB5FW333C0)	0.056/*0.123*
					Red	XB5FW34G5 (ZB5AW0G15 + ZB5FW343)	XB5FW34G5C0 (ZB5AW0G15 + ZB5FW343C0)	0.056/*0.123*
					Orange	XB5FW35G5 (ZB5AW0G15 + ZB5FW353)	XB5FW35G5C0 (ZB5AW0G15 + ZB5FW353C0)	0.056/*0.123*
					Blue	XB5FW36G5 (ZB5AW0G15 + ZB5FW363)	XB5FW36G5C0 (ZB5AW0G15 + ZB5FW363C0)	0.056/*0.123*
				230…240 ∿ 50/60 Hz	White	XB5FW31M5 (ZB5AW0M15 + ZB5FW313)	XB5FW31M5C0 (ZB5AW0M15 + ZB5FW313C0)	0.056/*0.123*
					Green	XB5FW33M5 (ZB5AW0M15 + ZB5FW333)	XB5FW33M5C0 (ZB5AW0M15 + ZB5FW333C0)	0.056/*0.123*
					Red	XB5FW34M5 (ZB5AW0M15 + ZB5FW343)	XB5FW34M5C0 (ZB5AW0M15 + ZB5FW343C0)	0.056/*0.123*
					Orange	XB5FW35M5 (ZB5AW0M15 + ZB5FW353)	XB5FW35M5C0 (ZB5AW0M15 + ZB5FW353C0)	0.056/*0.123*
					Blue	XB5FW36M5 (ZB5AW0M15 + ZB5FW363)	XB5FW36M5C0 (ZB5AW0M15 + ZB5FW363C0)	0.056/*0.123*

(1) For recommended maximum number of contacts constituting the body (fixing collar and contact) associated with the head, see pages 26 to 29.

(2) To add customized markings on these references using the web customization tool, see page 5.

Control and signaling units

Harmony XB5 plastic

Diameter 30 mm flush mounted illuminated pushbuttons, spring return, with Universal LED

ZB5FW313

ZB5FW333C0

ZB5FW343C0

ZB5FW933

Flush mounted illuminated pushbuttons with flush push for Ø 30 mm (continued) *(1)*

Shape of head	Type of push	Color	Reference: For black bezel	Reference: For gray bezel	Weight kg/*lb*
Heads only, circular *(2)* **- With plain lens** *(3)*					
	Flush	White	ZB5FW313	ZB5FW313C0	0.017/*0.037*
		Green	ZB5FW333	ZB5FW333C0	0.017/*0.037*
		Red	ZB5FW343	ZB5FW343C0	0.017/*0.037*
		Orange	ZB5FW353	ZB5FW353C0	0.017/*0.037*
		Yellow	ZB5FW383	ZB5FW383C0	0.017/*0.037*
		Blue	ZB5FW363	ZB5FW363C0	0.017/*0.037*
	Flush with illuminated ring	White	ZB5FW913	–	0.016/*0.035*
		Green	ZB5FW933	–	0.016/*0.035*
		Red	ZB5FW943	–	0.016/*0.035*
		Orange	ZB5FW953	–	0.016/*0.035*
		Yellow	ZB5FW983	–	0.016/*0.035*
		Blue	ZB5FW963	–	0.016/*0.035*
	Flush for insertion of legend *(4)* **(IP69 K)**	White	ZB5FA18	ZB5FA18C0	0.018/*0.040*
		Green	ZB5FA38	ZB5FA38C0	0.018/*0.040*
		Red	ZB5FA48	ZB5FA48C0	0.018/*0.040*
		Orange	ZB5FA58	ZB5FA58C0	0.018/*0.040*
		Blue	ZB5FA68	ZB5FA68C0	0.018/*0.040*

(1) For recommended maximum number of contacts constituting the body (fixing collar and contact) associated with the head, see pages 26 to 29.
(2) For use with bodies comprising a light source with Universal LED only.
(3) To add customized markings on these references using the web customization tool, see page 5.
(4) For legend ordering information, see page 105.

Control and signaling units

Harmony XB5 plastic

Diameter 30 mm flush mounted illuminated pushbuttons, spring return, with Universal LED

Flush mounted illuminated pushbuttons with projecting push for Ø 30 mm *(1)*

Shape of head	Type of push	Color	Reference: For black bezel	Reference: For gray bezel	Weight kg/*lb*
Heads only, circular - With plain lens *(2)*					
	Projecting	White	ZB5FW113	ZB5FW113C0	0.018/*0.040*
		Green	ZB5FW133	ZB5FW133C0	0.018/*0.040*
		Red	ZB5FW143	ZB5FW143C0	0.018/*0.040*
		Orange	ZB5FW153	ZB5FW153C0	0.018/*0.040*
		Yellow	ZB5FW183	ZB5FW183C0	0.018/*0.040*
		Blue	ZB5FW163	ZB5FW163C0	0.018/*0.040*

ZB5FW143

ZB5FW183C0

(1) For recommended maximum number of contacts constituting the body (fixing collar and contact) associated with the head, see pages 26 to 29.

(2) To add customized markings on these references using the web customization tool, see page 5.

Control and signaling units

Harmony XB5 plastic

Diameter 30 mm flush mounted pushbuttons, push-push



ZB5FH04

Flush mounted pushbuttons with flush push for Ø 30 mm *(1)*

Shape of head	Type of push	Color of push	Reference For black bezel	Reference For gray bezel	Weight kg/*lb*
Heads only, circular *(3)*					
	Without cap *(2)*	–	ZB5FH0	ZB5FH0C0	0.018/*0.040*
	Flush	White	ZB5FH01	ZB5FH01C0	0.018/*0.040*
		Black	ZB5FH02	ZB5FH02C0	0.018/*0.040*
		Green	ZB5FH03	ZB5FH03C0	0.018/*0.040*
		Red	ZB5FH04	ZB5FH04C0	0.018/*0.040*
		Yellow	ZB5FH05	ZB5FH05C0	0.018/*0.040*
		Blue	ZB5FH06	ZB5FH06C0	0.018/*0.040z*

ZB5FH5C0

Flush mounted pushbuttons with projecting push for Ø 30 mm *(1)*

Shape of head	Type of push	Color of push	Reference For black bezel	Reference For gray bezel	Weight kg/*lb*
Heads only, circular *(3)*					
	Projecting	White	ZB5FH1	ZB5FH1C0	0.018/*0.040*
		Black	ZB5FH2	ZB5FH2C0	0.018/*0.040*
		Green	ZB5FH3	ZB5FH3C0	0.018/*0.040*
		Red	ZB5FH4	ZB5FH4C0	0.018/*0.040*
		Yellow	ZB5FH5	ZB5FH5C0	0.018/*0.040*
		Blue	ZB5FH6	ZB5FH6C0	0.018/*0.040*

(1) For recommended maximum number of contacts constituting the body (fixing collar and contact) associated with the head, see pages 26 to 29.
(2) Caps to be ordered separately, see page 100.
(3) To add customized markings on these references using the web customization tool, see page 5.

Control and signaling units

Harmony XB5 plastic

Diameter 30 mm flush mounted pushbuttons, push-push

ZB5FH063

Flush mounted illuminated pushbuttons with flush push for Ø 30 mm *(1)*

Shape of head	Type of push	Color of push	Reference For black bezel	Reference For gray bezel	Weight kg/*lb*
Heads only, circular *(2) (3)*					
	Flush	White	ZB5FH013	ZB5FH013C0	0.017/*0.037*
		Green	ZB5FH033	ZB5FH033C0	0.017/*0.037*
		Red	ZB5FH043	ZB5FH043C0	0.017/*0.037*
		Orange	ZB5FH053	ZB5FH053C0	0.017/*0.037*
		Yellow	ZB5FH083	ZB5FH083C0	0.017/*0.037*
		Blue	ZB5FH063	ZB5FH063C0	0.017/*0.037*



ZB5FH83C0

Flush mounted illuminated pushbuttons with projecting push for Ø 30 mm *(1)*

Shape of head	Type of push	Color of push	Reference For black bezel	Reference For gray bezel	Weight kg/*lb*
Heads only, circular *(2) (3)*					
	Projecting	White	ZB5FH13	ZB5FH13C0	0.017/*0.037*
		Green	ZB5FH33	ZB5FH33C0	0.017/*0.037*
		Red	ZB5FH43	ZB5FH43C0	0.017/*0.037*
		Orange	ZB5FH53	ZB5FH53C0	0.017/*0.037*
		Yellow	ZB5FH83	ZB5FH83C0	0.017/*0.037*
		Blue	ZB5FH63	ZB5FH63C0	0.017/*0.037*

(1) For recommended maximum number of contacts constituting the body (fixing collar and contact) associated with the head, see pages 26 to 29.
(2) For use with bodies comprising a light source with universal LED only.
(3) To add customized markings on these references using the web customization tool, see page 5.

Control and signaling units

Harmony XB5 plastic

Diameter 30 mm flush mounted selector switches with standard handle

XB5FD33

XB5FD33C0

ZB5FD2

ZB5FD2M178

ZB5FD203

Flush mounted selector switches with standard handle for Ø 30 mm *(1)*
Screw clamp terminal connections (Schneider Electric anti-loosening system)

Shape of head	Type of operator	Type of contact NO	Type of contact NC	Marking on bezel: Text (color)	Positions: Number	Positions: Type	Reference: For black bezel	Reference: For gray bezel	Weight kg/*lb*
Complete units *(2)*									
	Standard handle, black	1	–		2-position 90°	Stay put	XB5FD21 (ZB5AZ101 + ZB5FD2)	XB5FD21C0 (ZB5AZ101 + ZB5FD2C0)	0.043/*0.095*
		1	–			Spring return from right to left	XB5FD41 (ZB5AZ101 + ZB5FD4)	XB5FD41C0 (ZB5AZ101 + ZB5FD4C0)	0.046/*0.101*
		1	1			Stay put	XB5FD25 (ZB5AZ105 + ZB5FD2)	XB5FD25C0 (ZB5AZ105 + ZB5FD2C0)	0.043/*0.095*
		2	–		3-position ± 45°	Stay put	XB5FD33 (ZB5AZ103 + ZB5FD3)	XB5FD33C0 (ZB5AZ103 + ZB5FD3C0)	0.043/*0.095*
						Spring return to center	XB5FD53 (ZB5AZ103 + ZB5FD5)	XB5FD53C0 (ZB5AZ103 + ZB5FD5C0)	0.043/*0.095*
Heads only *(2)*									
	Standard handle, black				2-position 90°	Stay put	ZB5FD2	ZB5FD2C0	0.017/*0.037*
						Spring return from right to left	ZB5FD4	ZB5FD4C0	0.020/*0.044*
					3-position ± 45°	Stay put	ZB5FD3	ZB5FD3C0	0.017/*0.037*
						Spring return to center	ZB5FD5	ZB5FD5C0	0.017/*0.037*
						Spring return from left to center	ZB5FD7	ZB5FD7C0	0.017/*0.037*
						Spring return from right to center	ZB5FD8	ZB5FD8C0	0.017/*0.037*
Heads only with marked bezel									
	Standard handle, black			"O" and "I" (White)	2-position 90°	Stay put	ZB5FD2M178		0.017/*0.037*
Heads only with other colored handles *(2)*									
	Standard handle, white					Add suffix **01** to the reference, for example:	ZB5FD201	ZB5FD201C0	
	Standard handle, green					Add suffix **03** to the reference, for example:	ZB5FD203	ZB5FD203C0	
	Standard handle, red					Add suffix **04** to the reference, for example:	ZB5FD204	ZB5FD204C0	
	Standard handle, yellow					Add suffix **05** to the reference, for example:	ZB5FD205	ZB5FD205C0	
	Standard handle, blue					Add suffix **06** to the reference, for example:	ZB5FD206	ZB5FD206C0	

(1) For recommended maximum number of contacts and sequence of contacts constituting the body (fixing collar and contact) associated with the head, see pages 26 to 29.
(2) To add customized markings on these references using the web customization tool, see page 5.

Control and signaling units

Harmony XB5 plastic

Diameter 30 mm flush mounted selector switches with long handle

XB5FJ21

ZB5FJ3

Flush mounted selector switches with long handle for Ø 30 mm *(1)*
Screw clamp terminal connections (Schneider Electric anti-loosening system)

Shape of head	Type of operator	Type of contact NO	Type of contact NC	Positions Number	Type		Reference For black bezel	Reference For gray bezel	Weight kg/*lb*
Complete units *(2)*									
	Long handle, black	1	–	2-position 90°	Stay put		XB5FJ21 (ZB5AZ101 + ZB5FJ2)	XB5FJ21C0 (ZB5AZ101 + ZB5FJ2C0)	0.043/*0.095*
		2	–	3-position ± 45°	Stay put		XB5FJ33 (ZB5AZ103 + ZB5FJ3)	XB5FJ33C0 (ZB5AZ103 + ZB5FJ3C0)	0.043/*0.095*
					Spring return to center		XB5FJ53 (ZB5AZ103 + ZB5FJ5)	XB5FJ53C0 (ZB5AZ103 + ZB5FJ5C0)	0.043/*0.095*
Heads only *(2)*									
	Long handle, black			2-position 90°	Stay put		ZB5FJ2	ZB5FJ2C0	0.017/*0.037*
					Spring return from right to left		ZB5FJ4	ZB5FJ4C0	0.020/*0.044*
					Stay put		ZB5FJ3	ZB5FJ3C0	0.017/*0.037*
				3-position ± 45°	Spring return to center		ZB5FJ5	ZB5FJ5C0	0.017/*0.037*
					Spring return from left to center		ZB5FJ7	ZB5FJ7C0	0.017/*0.037*
					Spring return from right to center		ZB5FJ8	ZB5FJ8C0	0.017/*0.037*

(1) For recommended maximum number of contacts and sequence of contacts constituting the body (fixing collar and contact) associated with the head, see pages 26 to 29.
(2) To add customized markings on these references using the web customization tool, see page 5.

Control and signaling units

Harmony XB5 plastic

Diameter 30 mm flush mounted key switches with key 455

XB5FG21

XB5FG21C0

ZB5FG2

Flush mounted key switches for Ø 30 mm *(1)*
Screw clamp terminal connections (Schneider Electric anti-loosening system)

Shape of head	Type of operator	Type of contact NO	Type of contact NC	Positions *(2)* Number	Positions *(2)* Type		Reference For black bezel *(4)*	Reference For gray bezel	Weight kg/*lb*
Complete units									
	Key switch with key 455	1	–	2-position 90°	Stay put		XB5FG21 (ZB5AZ101 + ZB5FG2)	XB5FG21C0 (ZB5AZ101 + ZB5FG2C0)	0.831/*1.832*
							XB5FG41 (ZB5AZ101 + ZB5FG4)	XB5FG41C0 (ZB5AZ101 + ZB5FG4C0)	0.831/*1.832*
					Spring return to left		XB5FG61 (ZB5AZ101 + ZB5FG6)	XB5FG61C0 (ZB5AZ101 + ZB5FG6C0)	0.870/*1.918*
		2	–	3-position ± 45°	Stay put		XB5FG03 (ZB5AZ103 + ZB5FG0)	XB5FG03C0 (ZB5AZ103 + ZB5FG0C0)	0.831/*1.832*
							XB5FG33 (ZB5AZ103 + ZB5FG3)	XB5FG33C0 (ZB5AZ103 + ZB5FG3C0)	0.831/*1.832*
Heads only									
	Key switch with key 455 *(3)*			2-position 90°	Stay put		ZB5FG2 *(4)*	ZB5FG2C0	0.057/*0.126*
							ZB5FG02	–	0.057/*0.126*
							ZB5FG4 *(4)*	ZB5FG4C0	0.057/*0.126*
					Spring return from right to left		ZB5FG6 *(4)*	ZB5FG6C0	0.061/*0.134*
				3-position ± 45°	Stay put		ZB5FG0 *(4)*	ZB5FG0C0	0.057/*0.126*
							ZB5FG3	–	0.057/*0.126*
							ZB5FG5	–	0.057/*0.126*
							ZB5FG9	–	0.057/*0.126*
							ZB5FG09	–	0.057/*0.126*
					Spring return from left to center		ZB5FG1	–	0.057/*0.126*
					Spring return to center		ZB5FG7 *(4)*	ZB5FG7C0	0.057/*0.126*
					Spring return from right to center		ZB5FG8	–	0.057/*0.126*
							ZB5FG05 *(4)*	ZB5FG05C0	0.057/*0.126*
							ZB5FG08 *(4)*	ZB5FG08C0	0.057/*0.126*

(1) For recommended maximum number of contacts and sequence of contacts constituting the body (fixing collar and contact) associated with the head, see pages 26 to 29.
(2) The symbol ⚷ indicates key withdrawal position(s).
(3) For specific keys, please contact our Customer Care Center.
(4) To add customized markings on these references using the web customization tool, see page 5.

Control and signaling units

Harmony XB5 plastic

Diameter 30 mm flush mounted key switches with key 8D1
Flush mounted selector switches with knurled knob

ZB5FG09D

Flush mounted key switches for Ø 30 mm *(continued)* (1)

Shape of head	Type of operator	Positions (2) Number	Positions (2) Type		Reference For black bezel	Reference For gray bezel	Weight kg/*lb*
	Key switch with key 8D1	2-position 90°	Stay put		ZB5FG2D	–	0.069/*0.152*
					ZB5FG02D	–	0.069/*0.152*
					ZB5FG4D	–	0.069/*0.152*
			Spring return from right to left		ZB5FG6D	–	0.069/*0.152*
		3-position ± 45°	Stay put		ZB5FG0D	–	0.069/*0.152*
					ZB5FG3D	–	0.069/*0.152*
					ZB5FG5D	–	0.069/*0.152*
					ZB5FG9D	–	0.069/*0.152*
					ZB5FG09D	–	0.069/*0.152*
			Spring return from left to center		ZB5FG1D	–	0.069/*0.152*
			Spring return to center		ZB5FG7D	–	0.069/*0.152*
			Spring return from right to center		ZB5FG8D	–	0.069/*0.152*
					ZB5FG05D	–	0.069/*0.152*
					ZB5FG08D	–	0.069/*0.152*
		3-position ± 45°	Stay put		ZB5FG03D	–	0.069/*0.152*
					ZB5FG04D	–	0.069/*0.152*
			Spring return to centre		ZB5FG06D	–	0.069/*0.152*
			Spring return from right to centre		ZB5FG07D	–	0.069/*0.152*

ZB5FD29

ZB5FD29C0

Flush mounted selector switches with knurled knob for Ø 30 mm (1)

Shape of head	Type of operator	Positions (2) Number	Positions (2) Type		Reference For black bezel	Reference For gray bezel	Weight kg/*lb*
Heads only (3)							
	Black knurled knob	2-position 90°	Stay put		ZB5FD29	ZB5FD29C0	0.034/*0.075*
			Spring return from right to left		ZB5FD49	ZB5FD49C0	0.034/*0.075*
		3-position ± 45°	Stay put		ZB5FD39	ZB5FD39C0	0.034/*0.075*
			Spring return to center		ZB5FD59	ZB5FD59C0	0.034/*0.075*
			Spring return from left to center		ZB5FD79	ZB5FD79C0	0.034/*0.075*
			Spring return from right to center		ZB5FD89	ZB5FD89C0	0.034/*0.075*

(1) For recommended maximum number of contacts and sequence of contacts constituting the body (fixing collar and contact) associated with the head, see pages 26 to 29.
(2) The symbol ⚷ indicates key withdrawal position(s).
(3) To add customized markings on these references using the web customization tool, see page 5.

Control and signaling units

Harmony XB5 plastic

Diameter 30 mm flush mounted illuminated selector switches with standard handle, with Universal LED

XB5FK123B5

XB5FK124B5

XB5FK125B5

Flush mounted illuminated selector switches with standard handle, with Universal LED for Ø 30 mm *(1)*

Screw clamp terminal connections (Schneider Electric anti-loosening system)

Shape of head	Type of operator	Type of contact NO	Type of contact NC	Positions Number and type	Supply voltage V	Color of handle	Reference For black bezel	Reference For gray bezel	Weight kg/*lb*
Complete units *(2)*									
	Standard handle	1	1	2-position 90° Stay put	24 ⎓ (50/60 Hz)	Green	XB5FK123B5 (ZB5AW0B15 + ZB5FK1233)	XB5FK123B5C0 (ZB5AW0B15 + ZB5FK1233C0)	0.516/*1.138*
						Red	XB5FK124B5 (ZB5AW0B15 + ZB5FK1243)	XB5FK124B5C0 (ZB5AW0B15 + ZB5FK1243C0)	0.516/*1.138*
						Orange	XB5FK125B5 (ZB5AW0B15 + ZB5FK1253)	XB5FK125B5C0 (ZB5AW0B15 + ZB5FK1253C0)	0.516/*1.138*
					110...120 ∿ (50/60 Hz)	Green	XB5FK123G5 (ZB5AW0G15 + ZB5FK1233)	XB5FK123G5C0 (ZB5AW0G15 + ZB5FK1233C0)	0.516/*1.138*
						Red	XB5FK124G5 (ZB5AW0G15 + ZB5FK1243)	–	0.516/*1.138*
						Orange	XB5FK125G5 (ZB5AW0G15 + ZB5FK1253)	–	0.516/*1.138*
					230...240 ∿ (50/60 Hz)	Green	XB5FK123M5 (ZB5AW0M15 + ZB5FK1233)	XB5FK123M5C0 (ZB5AW0M15 + ZB5FK1233C0)	0.516/*1.138*
						Red	XB5FK124M5 (ZB5AW0M15 + ZB5FK1243)	XB5FK124M5C0 (ZB5AW0M15 + ZB5FK1243C0)	0.516/*1.138*
						Orange	XB5FK125M5 (ZB5AW0M15 + ZB5FK1253)	XB5FK125M5C0 (ZB5AW0M15 + ZB5FK1253C0)	0.516/*1.138*
		1	1	3-position ± 45° Stay put	24 ⎓ (50/60 Hz)	Green	XB5FK133B5 (ZB5AW0B15 + ZB5FK1333)	XB5FK133B5C0 (ZB5AW0B15 + ZB5FK1333C0)	0.516/*1.138*
						Red	XB5FK134B5 (ZB5AW0B15 + ZB5FK1343)	–	0.516/*1.138*
						Orange	XB5FK135B5 (ZB5AW0B15 + ZB5FK1353)	–	0.516/*1.138*
					110...120 ∿ (50/60 Hz)	Green	XB5FK133G5 (ZB5AW0G15 + ZB5FK1333)	–	0.516/*1.138*
						Red	XB5FK134G5 (ZB5AW0G15 + ZB5FK1343)	–	0.516/*1.138*
						Orange	XB5FK135G5 (ZB5AW0G15 + ZB5FK1353)	–	0.516/*1.138*
					230...240 ∿ (50/60 Hz)	Green	XB5FK133M5 (ZB5AW0M15 + ZB5FK1333)	XB5FK133M5C0 (ZB5AW0M15 + ZB5FK1333C0)	0.516/*1.138*
						Red	XB5FK134M5 (ZB5AW0M15 + ZB5FK1343)	–	0.516/*1.138*
						Orange	XB5FK135M5 (ZB5AW0M15 + ZB5FK1353)	–	0.516/*1.138*

(1) For recommended maximum number of contacts constituting the body (fixing collar and contact) associated with the head, see pages 26 to 29.

(2) To add customized markings on these references using the web customization tool, see page 5.

Control and signaling units

Harmony XB5 plastic

Diameter 30 mm flush mounted pilot lights with Universal LED

XB5FVB1



XB5FVB4C0

XB5FVG3

Flush mounted pilot lights with Universal LED for Ø 30 mm *(1)*
Screw clamp terminal connections (Schneider Electric anti-loosening system)

Shape of head	Supply voltage V	Color	Reference For black bezel	Reference For gray bezel	Weight kg/*lb*
Complete units (with plain lens)					
	24 ⎓ (50/60 Hz)	White	XB5FVB1 (ZB5AVB1 + ZB5FV013)	XB5FVB1C0 (ZB5AVB1 + ZB5FV013C0)	0.038/*0.084*
		Green	XB5FVB3 (ZB5AVB1 + ZB5FV033)	XB5FVB3C0 (ZB5AVB1 + ZB5FV033C0)	0.038/*0.084*
		Red	XB5FVB4 (ZB5AVB1 + ZB5FV043)	XB5FVB4C0 (ZB5AVB1 + ZB5FV043C0)	0.038/*0.084*
		Orange	XB5FVB5 (ZB5AVB1 + ZB5FV053)	XB5FVB5C0 (ZB5AVB1 + ZB5FV053C0)	0.038/*0.084*
		Blue	XB5FVB6 (ZB5AVB1 + ZB5FV063)	XB5FVB6C0 (ZB5AVB1 + ZB5FV063C0)	0.038/*0.084*
	110...120 ∿ (50/60 Hz)	White	XB5FVG1 (ZB5AVG1 + ZB5FV013)	XB5FVG1C0 (ZB5AVG1 + ZB5FV013C0)	0.038/*0.084*
		Green	XB5FVG3 (ZB5AVG1 + ZB5FV033)	XB5FVG3C0 (ZB5AVG1 + ZB5FV033C0)	0.038/*0.084*
		Red	XB5FVG4 (ZB5AVG1 + ZB5FV043)	XB5FVG4C0 (ZB5AVG1 + ZB5FV043C0)	0.038/*0.084*
		Orange	XB5FVG5 (ZB5AVG1 + ZB5FV053)	XB5FVG5C0 (ZB5AVG1 + ZB5FV053C0)	0.038/*0.084*
		Blue	XB5FVG6 (ZB5AVG1 + ZB5FV063)	XB5FVG6C0 (ZB5AVG1 + ZB5FV063C0)	0.038/*0.084*
	230...240 ∿ (50/60 Hz)	White	XB5FVM1 (ZB5AVM1 + ZB5FV013)	XB5FVM1C0 (ZB5AVM1 + ZB5FV013C0)	0.038/*0.084*
		Green	XB5FVM3 (ZB5AVM1 + ZB5FV033)	XB5FVM3C0 (ZB5AVM1 + ZB5FV033C0)	0.038/*0.084*
		Red	XB5FVM4 (ZB5AVM1 + ZB5FV043)	XB5FVM4C0 (ZB5AVM1 + ZB5FV043C0)	0.038/*0.084*
		Orange	XB5FVM5 (ZB5AVM1 + ZB5FV053)	XB5FVM5C0 (ZB5AVM1 + ZB5FV053C0)	0.038/*0.084*
		Blue	XB5FVM6 (ZB5AVM1 + ZB5FV063)	XB5FVM6C0 (ZB5AVM1 + ZB5FV063C0)	0.038/*0.084*

(1) To add customized markings on these references using the web customization tool, see *page 5*.

Control and signaling units

Harmony XB5 plastic

Diameter 30 mm flush mounted pilot lights with Universal LED



ZB5FV043

ZB5FV083C0

Flush mounted pilot lights with Universal LED for Ø 30 mm *(continued) (1)*
Screw clamp terminal connections (Schneider Electric anti-loosening system)

Heads only, circular *(2)*

Shape of head	For use with body comprising light source type	Color of lens	Reference		Weight kg/*lb*
			For black bezel	For gray bezel	
■ With plain lens					
	Universal LED	White	**ZB5FV013**	**ZB5FV013C0**	0.017/*0.037*
		Green	**ZB5FV033**	**ZB5FV033C0**	0.017/*0.037*
		Red	**ZB5FV043**	**ZB5FV043C0**	0.017/*0.037*
		Orange	**ZB5FV053**	**ZB5FV053C0**	0.017/*0.037*
		Yellow	**ZB5FV083**	**ZB5FV083C0**	0.017/*0.037*
		Blue	**ZB5FV063**	**ZB5FV063C0**	0.017/*0.037*

(1) To add customized markings on these references using the web customization tool, see page 5.
(2) For use with bodies comprising a light source with Universal LED only.

Control and signaling units

Harmony XB5 plastic

Accessories for flush mounted heads

Pushbutton caps with markings

ZBAF331

ZBAF138

ZBAF341

ZBAF433

ZBAF234

ZBAF435

Pushbutton caps with markings for flush mounted heads *(1)*

For use with	Type of push	Marking		Color of cap	Unit reference	Weight kg/*lb*
		Text	Color			
Plastic pushbuttons						
ZB4FA0 and ZB5FA0 circular pushbutton heads supplied without cap (sold in lots of 10)	Flush	I *(2)*	White	Green	ZBAF331	0.001/*0.002*
			Black	White	ZBAF131	0.001/*0.002*
		II	White	Green	ZBAF336	0.001/*0.002*
			Black	White	ZBAF136	0.001/*0.002*
		III	White	Green	ZBAF337	0.001/*0.002*
			Black	White	ZBAF137	0.001/*0.002*
		IV	White	Green	ZBAF338	0.001/*0.002*
			Black	White	ZBAF138	0.001/*0.002*
		START *(2)*	White	Green	ZBAF333	0.001/*0.002*
			Black	White	ZBAF133	0.001/*0.002*
		ON	White	Green	ZBAF341	0.001/*0.002*
			Black	White	ZBAF141	0.001/*0.002*
		MARCHE	White	Green	ZBAF342	0.001/*0.002*
			Black	White	ZBAF142	0.001/*0.002*
		UP *(2)*	Black	White	ZBAF343	0.001/*0.002*
		DOWN *(2)*	White	Black	ZBAF344	0.001/*0.002*
		⊤ *(2)*	White	Black	ZBAF245	0.001/*0.002*
			Black	White	ZBAF145	0.001/*0.002*
		↑ *(3)*	White	Black	ZBAF335	0.001/*0.002*
			Black	White	ZBAF334	0.001/*0.002*
		O *(2)*	White	Red	ZBAF432	0.001/*0.002*
				Black	ZBAF232	0.001/*0.002*
		ARRET	White	Red	ZBAF433	0.001/*0.002*
				Black	ZBAF233	0.001/*0.002*
		STOP *(2)*	White	Red	ZBAF434	0.001/*0.002*
				Black	ZBAF234	0.001/*0.002*
		OFF	White	Red	ZBAF435	0.001/*0.002*
				Black	ZBAF235	0.001/*0.002*
		R *(2)*	White	Blue	ZBAF639	0.001/*0.002*
		+	White	Black	ZBAF2934	0.001/*0.002*
		–	White	Black	ZBAF2935	0.001/*0.002*

(1) To add customized markings on these references using the web customization tool, see *page 5**.*
(2) Double injection molded marking.
(3) Can be clipped in at 90° steps, through 360°.

Control and signaling units

Harmony XB5 plastic

Accessories for pushbuttons

ZB5FSZ3

ZB4FBZ014

Other accessories

Description	For use with	Color	Sold in lots of	Unit reference For black bezel	For gray bezel	Weight kg/*lb*
Plastic blanking plug for flush mounted heads (with fixing nut)	Circular Ø 30 mm/*1.181 in.* flush mounted control and signaling units	Black	5	ZB5FSZ3	–	0.009/*0.020*
Metal ring for flush mounted Ø 30 mm/*1.181 in.* NEMA hole	Ø 30 mm/*1.181 in.* flush mounted control and signaling units	Chromium plated	10	ZB4FBZ014	–	0.012/*0.027*
Liquid spray protective washer to be fitted under the head	Ø 30 mm/*1.181 in.* flush mounted control and signaling units	Chromium plated	10	ZB4FBZ007	–	0.003/*0.006*

Control and signaling units

Harmony XB5 plastic

Legend holders for flush mounted heads

ZBZF32 ZBYF2101

Standard 40 x 50 mm legend holders for 8 x 27 mm legends - for flush mounted heads

Description	Color	Marking *(1)*	Sold in lots of	Unit reference: For black bezel	Unit reference: For gray bezel *(2)*	Weight kg/*lb*
Without legend	–		10	ZBZF32	–	0.001/*0.002*
With blank legend (for engraving)	Black or red		10	ZBYF2101	ZBYF2101C0	0.002/*0.004*
	White or yellow		10	ZBYF4101	ZBYF4101C0	0.002/*0.004*
With 8 x 27 mm/ *0.315 x 1.063 in.* legend (with international marking)	Black or red	O-I	10	ZBYF2178	ZBYF2178C0	0.003/*0.007*
		STOP	10	ZBYF2304	ZBYF2304C0	0.003/*0.007*
		START (in white)	10	ZBYF2303	ZBYF2303C0	0.003/*0.007*
		MARCHE	10	ZBYF2103	ZBYF2103C0	0.003/*0.007*
		I-O-II	10	ZBYF2186	ZBYF2186C0	0.003/*0.007*
		OFF-ON	10	ZBYF2367	ZBYF2367C0	0.003/*0.007*
		ARRET-MARCHE	10	ZBYF2166	ZBYF2166C0	0.003/*0.007*

ZBZF33 ZBYF6101

Standard 40 x 60 mm legend holders for 18 x 27 mm legends - for flush mounted heads

Description	Color	Sold in lots of	Unit reference: For black bezel	Unit reference: For gray bezel *(2)*	Weight kg/*lb*
Without legend	–	10	ZBZF33	–	0.001/*0.002*
With blank legend (for engraving)	Black or red	10	ZBYF6101	ZBYF6101C0	0.002/*0.004*
	White or yellow	10	ZBYF6102	ZBYF6102C0	0.002/*0.004*

(1) "Start" functions: white letters on black background. "Stop" functions: white letters on red background (unless otherwise specified above).
(2) To add customized markings on these references using the web customization tool, see page 5.

Control and signaling units

Harmony XB5 plastic

Legend holders for flush mounted heads

ZBYFP2101

ZBYFP2303

Standard 40 x 50 mm legend plate - for flush mounted heads

Description	Color	Marking *(1)*	Sold in lots of	Unit reference		Weight kg/*lb*
				For black bezel	For gray bezel *(2)*	
Legend plate, plastic	–	–	10	ZBYFP2101	ZBYFP2101C0	0.003/*0.007*
		O-I	10	ZBYFP2178	ZBYFP2178C0	0.003/*0.007*
		STOP	10	ZBYFP2304	ZBYFP2304C0	0.003/*0.007*
		START	10	ZBYFP2303	ZBYFP2303C0	0.003/*0.007*
		MARCHE	10	ZBYFP2103	ZBYFP2103C0	0.003/*0.007*
		I-O-II	10	ZBYFP2186	ZBYFP2186C0	0.003/*0.007*
		OFF-ON	10	ZBYFP2367	ZBYFP2367C0	0.003/*0.007*
		ARRET-MARCHE	10	ZBYFP2166	ZBYFP2166C0	0.003/*0.007*
		ARRET	10	ZBYFP2104	ZBYFP2104C0	0.003/*0.007*

40 x 60 mm legend plate - for flush mounted heads

Description	Color	Marking	Sold in lots of	Unit Reference		Weight kg/*lb*
				For black bezel	For gray bezel *(2)*	
Legend plate, plastic	–	–	10	ZBYFP6101	ZBYFP6101C0	0.003/*0.007*

(1) "Start" functions: white letters on black background. "Stop" functions: white letters on red background (unless otherwise specified above).
(2) To add customized markings on these references using the web customization tool, see page 5.

Control and signaling units

Harmony XB5, plastic

Diameter 22 mm, legends 8 x 27 mm

ZBY0101

ZBY02304

8 x 27 mm marked legends for 30 x 40 mm legend holders ZBZ32 and ZBZ34

Language	Background color	Marking *(1)*	Sold in lots of	Reference	Weight kg/*lb*
Without	Black or red	–	10	**ZBY0101** *(2)*	0.001/*0.002*
	White or yellow	–	10	**ZBY0102** *(2)*	0.001/*0.002*
International	Black or red	O-I	10	**ZBY02178**	0.001/*0.002*
		STOP	10	**ZBY02304**	0.001/*0.002*
French	Black or red	AUTO-O-MAIN	10	**ZBY02185**	0.001/*0.002*
		MARCHE	10	**ZBY02103**	0.001/*0.002*
		SOUS TENSION	10	**ZBY02126**	0.001/*0.002*



ZBY4100

Sheets of peel-off legends (with backing board and protective transparent cover)

Description	For use with	Sold in lots of	Unit reference	Weight kg/*lb*
Sheet of 76 legends Ø 8 x 27 mm/ *0.315* x *1.063 in.*	Ø 30 x 40 mm/*1.181* x *1.575 in.* legend holder ZBZ32 and ZBZ34	10	**ZBY4100**	0.043/*0.095*

(1) "Start" functions: white letters on black background. "Stop" functions: white letters on red background (unless otherwise specified above).

(2) To add customized markings on these references using the web customization tool, see page 5.

Control and signaling units

Harmony XB5, plastic

Diameter 22 mm legends for insertion, printing, or pre-printed, circular

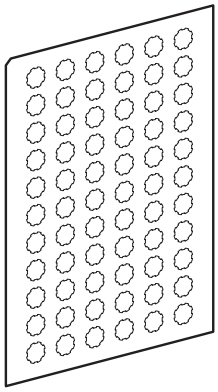

ZBY1101

Legends for XB5A pushbuttons, illuminated pushbuttons, and pilot lights

Description	Language	Marking	Sold in lots of	Unit reference	Weight kg/*lb*
Sheets of 66 circular peel-off, transparent, self-adhesive legends	–	Unmarked	10	ZBY1101	0.017/*0.037*
	International	I	10	ZBY1147	0.017/*0.037*

Common components and accessories

Control and signaling units

Harmony XB5 plastic

Body/contact assemblies

Screw clamp terminal connections

ZB5AZ009

ZBE101

ZBE203

ZB5AZ101

ZBE201

ZB5AZ107

ZBE501

ZB2BE101

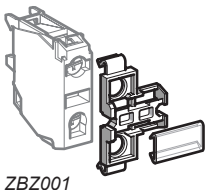

ZBZ001

Body/fixing collar

For use with	Sold in lots of	Unit reference	Weight kg/*lb*
Electrical block (contact or light)	10	ZB5AZ009	0.006/*0.013*

Contact functions *(1)*

Screw clamp terminal connections (Schneider Electric anti-loosening system)

Application	Type of contact	Description	NO	NC	NC MC *(7)*	Sold in lots of	Unit reference	Weight kg/*lb*
Contacts for standard applications								
Contact blocks	Single		1	–	–	5	ZBE101	0.011/*0.024*
			–	1	–	5	ZBE102 *(6)*	0.011/*0.024*
			–	–	1	5	ZBE302	0.014/*0.030*
	Double		2	–	–	5	ZBE203	0.020/*0.044*
			–	2	–	5	ZBE204	0.020/*0.044*
			1	1	–	5	ZBE205	0.020/*0.044*
	Single with body/fixing collar		1	–	–	1	ZB5AZ101	0.021/*0.046*
			–	1	–	1	ZB5AZ102	0.021/*0.046*
			2	–	–	1	ZB5AZ103	0.030/*0.066*
			–	2	–	1	ZB5AZ104	0.030/*0.066*
			1	1	–	1	ZB5AZ105	0.030/*0.066*
			1	2	–	1	ZB5AZ141	0.040/*0.088*
Contacts for specific applications								
Low-power switching	Single	Standard	1	–	–	5	ZBE1016	0.012/*0.026*
			–	1	–	5	ZBE1026	0.012/*0.026*
		Dusty environment *(2)* (IP5X, 50 µm dust)	1	–	–	5	ZBE1016P	0.012/*0.026*
			–	1	–	5	ZBE1026P	0.012/*0.026*
Staggered contacts	Single	Early make NO	1	–	–	5	ZBE201	0.011/*0.024*
		Late break NC	–	1	–	5	ZBE202	0.011/*0.024*
	Single with body/fixing collar	Overlapping NO+NC	1	1	–	5	ZB5AZ106	0.062/*0.137*
		Staggered NO+NO	2	–	–	5	ZB5AZ107	0.062/*0.137*
High-power switching	Single	Standard *(3)*	1	–	–	1	ZBE501	0.020/*0.044*
			–	1	–	1	ZBE502	0.020/*0.044*
			2	–	–	1	ZBE503	0.032/*0.071*
			–	2	–	1	ZBE504	0.032/*0.071*
			1	1	–	1	ZBE505	0.032/*0.071*
Additional contact blocks for high-power switching	Single	Standard *(4)*	1	–	–	1	ZB2BE101	0.020/*0.044*
			–	1	–	1	ZB2BE102	0.020/*0.044*

Clip-on legend holder, sheet of blank legends

Description	Sold in lots of	Unit reference	Weight kg/*lb*
Clip-on legend-holder for electrical blocks with screw clamp terminal connections *(5)*. **For identification of an XB4B control or signaling unit**	10	ZBZ001	0.001/*0.002*
Sheet of 50 blank legends for legend holder ZBZ001	10	ZBY001	0.023/*0.051*

(1) The contact blocks enable variable composition of body/contact assemblies. Maximum number of rows possible: 3. Either 3 rows of 3 single contacts or 1 row of 3 double contacts + 1 row of 3 single contacts (double contacts occupy the first 2 rows). Maximum number of contacts is specified on page 26 of this catalog.

(2) It is not possible to fit an additional contact block on the back of these contact blocks.

(3) It is not possible to fit an additional contact block on the back of these contact blocks or to use these contacts with light blocks.

*(4) To be fitted on the back of **ZBE50●** contacts.*

(5) This legend holder is not compatible with high-power switching contacts.

*(6) To order products with screw clamp terminal connections for lugs, add a 9 at the end of the commercial reference. Example: **ZBE102** becomes **ZBE1029**.*

(7) NC contact block with monitoring dedicated for Emergency stop head only.

Control and signaling units

Harmony XB5 plastic

Light blocks - Screw clamp terminal connections

ZBVB1

ZBVGM1T

Light blocks				
Description	**Supply voltage V**	**Sold in lots of**	**Unit reference**	**Weight kg/*lb***
Light blocks with screw clamp terminal connections (Schneider Electric anti-loosening system)				
Universal LED light block	12 ⎓ (50 or 60 Hz)	5	ZBVJ1	0.017/*0.037*
	24 ⎓ (50 or 60 Hz)	5	ZBVB1	0.017/*0.037*
	24…120 ⎓ (50 or 60 Hz)	5	ZBVBG1	0.017/*0.037*
	110...120 ∿ (50 or 60 Hz)	5	ZBVG1	0.017/*0.037*
	230...240 ∿ (50 or 60 Hz)	5	ZBVM1	0.017/*0.037*
Light block for severe applications *(1)*				
Universal LED light block	110...240 V ∿ (50/60 Hz)	5	ZBVGM1T	0.017/*0.037*

(1) To be used with inductive loads, off-grid power generators specifically in Marine applications, or polluted supply voltage.

Control and signaling units

Harmony XB5 plastic

Flashing light blocks, transformer blocks, blocks for “test light”, LED suppressors

ZBVB1

ZBV5B

ZBZG156

ZBZM156

Flashing light blocks with screw clamp terminal connections
(Schneider Electric anti-loosening system)

Description	Supply voltage V	Color of LED	Sold in lots of	Unit reference	Weight kg/*lb*
Universal LED light block	24 ⎓ (50 or 60 Hz)	White	5	ZBV18B1	0.017/*0.037*
		Green	5	ZBV18B3	0.017/*0.037*
		Red	5	ZBV18B4	0.017/*0.037*
		Orange	5	ZBV18B5	0.017/*0.037*
		Blue	5	ZBV18B6	0.017/*0.037*
	110...120 ∿ (50 or 60 Hz)	White	5	ZBV18G1	0.017/*0.037*
		Green	5	ZBV18G3	0.017/*0.037*
		Red	5	ZBV18G4	0.017/*0.037*
		Orange	5	ZBV18G5	0.017/*0.037*
		Blue	5	ZBV18G6	0.017/*0.037*
	230...240 ∿ (50 or 60 Hz)	White	5	ZBV18M1	0.017/*0.037*
		Green	5	ZBV18M3	0.017/*0.037*
		Red	5	ZBV18M4	0.017/*0.037*
		Orange	5	ZBV18M5	0.017/*0.037*
		Blue	5	ZBV18M6	0.017/*0.037*

Transformer blocks for 24 V light blocks *(1)*

Description	For use with	Supply voltage V	Reference	Weight kg/*lb*
Transformer 400 V - 24 V ∿	Universal LED light blocks	400 V ∿ (50 Hz)	ZBV5B	0.090/*0.198*
		440...460 V ∿ (60 Hz)	ZBV8B	0.090/*0.198*
		50...600 V ∿ (60 Hz)	ZBV9B	0.090/*0.198*

Blocks for “test light” function

Description	For use with	Supply voltage V	Reference	Weight kg/*lb*
Single module, 1 connecting wire	Universal LED light blocks	12 and 24 ⎓ 24…120 ⎓	ZBZG156 *(2)*	0.010/*0.022*
Double module, with connecting wires	Universal LED light blocks	48…230 ∿	ZBZM156 *(3)*	0.010/*0.022*

*(1) To be used with 2 dummy contact blocks **ZBE000**.*
*(2) Block for use with ⎓ Universal LED light blocks types **ZBVJ●**, **ZBVB●**, or **ZVBG●**, or with direct supply light block for BA9s bulb, **ZBV6**.*
*(3) Block for use ∿ with Universal LED light blocks types **ZBVG●** or **ZBVM●**, see connection on the Schneider Electric website, Harmony XB5 page.*

Control and signaling units

Harmony XB5 plastic

Body/contact assemblies
Push-in terminal connections

ZB5AZ009

Body/fixing collar

For use with	Sold in lots of	Unit reference	Weight kg/*lb*
Electrical block (contact or light)	10	ZB5AZ009	0.006/*0.013*

Compact contact functions
Push-in terminal connections

Contacts for standard applications

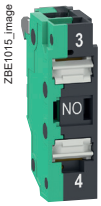

ZBE1015

ZBE1025



ZB5AZ1015

Description	Type of contact	NO	NC	Sold in lots of	Unit reference	Weight kg/*lb*
Contact blocks	Single	1	–	5	ZBE1015	0.007/*0.015*
		–	1	5	ZBE1025	0.007/*0.015*
	Single with body/fixing collar	1	–	1	ZB5AZ1015	0.017/*0.037*
		–	1	1	ZB5AZ1025	0.017/*0.037*
		2	–	1	ZB5AZ1035	0.021/*0.046*
		–	2	1	ZB5AZ1045	0.021/*0.046*
		1	1	1	ZB5AZ1055	0.021/*0.046*

Control and signaling units

Harmony XB5 plastic

Light blocks

Push-in terminal connections

ZBVB15

Compact light blocks
Push-in terminal connections *(1)*

Description	Supply voltage V	Sold in lots of	Unit reference	Weight kg/*lb*
Universal LED	12 ⎓ (50 or 60 Hz)	5	ZBVJ15	0.012/*0.026*
	24 ⎓ (50 or 60 Hz)	5	ZBVB15	0.012/*0.026*
	110...120 ∿ (50 or 60 Hz)	5	ZBVG15	0.012/*0.026*
	230...240 ∿ (50 or 60 Hz)	5	ZBVM15	0.012/*0.026*

(1) It is not possible to fit an additional block on the back of these light blocks.

Control and signaling units

Harmony XB5 plastic

Body/contact assemblies for printed circuit board

ZB5AZ009

ZB5AZ079 + ZB5AZ009



ZBZ01

ZBE701



ZBE702

ZBVB37

Body/fixing collar and accessories specifically for printed circuit board mounting *(1)*

Accessories required when using adaptor (socket) ZBZ010

Description	For use with	Sold in lots of	Unit reference	Weight kg/*lb*
Body/fixing collar	Electrical block (contact or light)	10	ZB5AZ009	0.006/*0.013*
Fixing collar/pillar	Printed circuit board support (fixing screw ZBZ006 to be ordered separately)	10	ZB5AZ079	0.003/*0.007*
Fixing screw for printed circuit board	Fixing collar/pillar ZB5AZ079	10	ZBZ006	0.011/*0.024*

Adapter (socket) *(1)*

For use with	Thickness of printed circuit board mm/*in.*	Sold in lots of	Unit reference	Weight kg/*lb*
Electrical block (contact or light)	1.6 ± 0.2/*0.063 ± 0.008*	10	ZBZ010	0.008/*0.018*
	3.2 ± 0.2/*0.126 ± 0.008*	10	ZBZ012	0.008/*0.018*

Contact functions *(1)*

Contacts for standard applications

Description	Type of contact	NO	NC	Sold in lots of	Unit reference	Weight kg/*lb*
Contact blocks	Single	1	–	10	ZBE701	0.011/*0.024*
		–	1	10	ZBE702	0.011/*0.024*

Contacts for specific applications

Application	Type of contact	NO	NC	Sold in lots of	Unit reference	Weight kg/*lb*
Low-power switching	Single	1	–	5	ZBE7016	0.012/*0.026*
		–	1	5	ZBE7026	0.012/*0.026*

Light blocks *(1)*

Description	Supply voltage V	Color of LED	Sold in lots of	Unit reference	Weight kg/*lb*
Integral LED (to combine with heads for integral LED)	24 ⎓ (50 or 60 Hz)	White	5	ZBVB17	0.004/*0.009*
		Green	5	ZBVB37	0.004/*0.009*
		Red	5	ZBVB47	0.004/*0.009*
		Orange	5	ZBVB57	0.004/*0.009*
		Blue	5	ZBVB67	0.004/*0.009*

(1) For details on support drilling and printed circuit board, refer to the Schneider Electric website, Harmony XB5 page.

Control and signaling units

Harmony XB5 plastic

Body/contact assemblies - Faston connectors

ZBE1023

Contact functions *(1)*

Faston connectors (6.35 or 2 x 2.8 mm/*0.250 or 2 x 0.110 in.*)

Contacts for standard applications

Description	Type of contact	NO	NC	Sold in lots of	Unit reference	Weight kg/*lb*
Contact blocks	Single	1	–	5	**ZBE1013**	0.011/*0.024*
		–	1	5	**ZBE1023**	0.011/*0.024*
	Double	2	–	5	**ZBE2033**	0.020/*0.044*
		1	1	5	**ZBE2053**	0.020/*0.044*
	Single with body/fixing collar	1	–	1	**ZB5AZ1013** *(2)*	0.021/*0.046*
		–	1	1	**ZB5AZ1023** *(2)*	0.021/*0.046*
		2	–	1	**ZB5AZ1033**	0.030/*0.066*
		–	2	1	**ZB5AZ1043**	0.030/*0.066*
		1	1	1	**ZB5AZ1053**	0.030/*0.066*

Contacts for specific applications

Application	Type of contact	Description	NO	NC	Sold in lots of	Unit reference	Weight kg/*lb*
Low-power switching	Single	Standard	1	–	5	**ZBE10163** *(2)*	0.012/*0.026*
		Dusty environments *(3)* (IP5X, 50 µm dust)	1	–	5	**ZBE1016P3** *(2)*	0.012/*0.026*
			–	1	5	**ZBE1026P3** *(2)*	0.012/*0.026*
High-power switching	Single	Standard *(4)*	–	1	1	**ZBE5023**	0.021/*0.046*
			–	2	1	**ZBE5043**	0.033/*0.073*



ZBE5043

Clip-on legend holder for electrical blocks with screw clamp terminal connections *(5)*

For use with	Sold in lots of	Unit reference	Weight kg/*lb*
Identification of an XB5A control or signaling unit	10	**ZBZ001**	0.001/*0.002*

Sheet of 50 blank legends

Legend holder ZBZ001	10	**ZBY001**	0.023/*0.051*

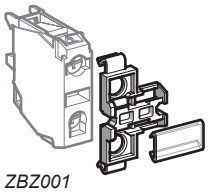

ZBZ001

(1) The contact blocks enable variable composition of body/contact assemblies. Maximum number of rows possible: 3. Either 3 rows of 3 single contacts or 1 row of 3 double contacts + 1 row of 3 single contacts (double contacts occupy the first 2 rows).

*(2) To order products with screw clamp terminal connections for lugs, replace the **3** at the end of the reference with a **9**. Example: **ZBE1013** becomes **ZBE1019**.*

(3) It is not possible to fit an additional contact block on the back of these contact blocks.

(4) It is not possible to use these contacts with light blocks.

(5) This legend holder is not compatible with high-power switching contacts.

Control and signaling units

Harmony XB5 plastic

Body/contact assemblies and Universal LED light blocks



ZB5AW0B11



ZB5AW0G13



ZB5AW0M11



ZB5AW0M13

Complete body/contact assemblies and light blocks *(1)*
Screw clamp terminal connections (Schneider Electric anti-loosening system)

Light source	Supply voltage V	Type of contact NO	Type of contact NC	Reference	Weight kg/*lb*
Direct supply					
Universal LED	24 ⎓ (50 or 60 Hz)	1	–	ZB5AW0B11	0.032/*0.071*
		–	1	ZB5AW0B12	0.032/*0.071*
		2	–	ZB5AW0B13	0.042/*0.093*
		1	1	ZB5AW0B15	0.042/*0.093*
	110...120 ∿ (50 or 60 Hz)	1	–	ZB5AW0G11	0.032/*0.071*
		–	1	ZB5AW0G12	0.032/*0.071*
		2	–	ZB5AW0G13	0.042/*0.093*
		1	1	ZB5AW0G15	0.042/*0.093*
	230…240 ∿ (50 or 60 Hz)	1	–	ZB5AW0M11	0.032/*0.071*
		–	1	ZB5AW0M12	0.032/*0.071*
		2	–	ZB5AW0M13	0.042/*0.093*
		1	1	ZB5AW0M15	0.042/*0.093*
Other versions		Complete bodies with Faston connector terminals (6.35 or 2 x 2.8 mm/*0.250 or 2 x 0.110 in.*). Please contact our Customer Care Center.			

(1) Can be fitted with additional contact blocks, see *page 107*.

Control and signaling units

Harmony XB5 plastic

Body/light assemblies for pilot lights with Universal LED

ZB5AVJ1

Complete light bodies (fixing collar and light block with Universal LED)
Screw clamp terminal connections (Schneider Electric anti-loosening system)

Light source	Supply voltage V	Reference	Weight kg/*lb*
Universal LED light block	12 ⎓ (50 or 60 Hz)	**ZB5AVJ1**	0.022/*0.049*
	24 ⎓ *(1)* (50 or 60 Hz)	**ZB5AVB1**	0.022/*0.049*
	24…120 ⎓ (50 or 60 Hz)	**ZB5AVBG1**	0.022/*0.049*
	110...120 ∿ *(1)* (50 or 60 Hz)	**ZB5AVG1**	0.022/*0.049*
	230…240 ∿ *(1)* (50 or 60 Hz)	**ZB5AVM1**	0.022/*0.049*

(1) Complete bodies with Faston connector terminals (6.35 or 2 x 2.8 mm/0.250 or 2 x 0.110 in.), see page 113.

Control and signaling units

Harmony XB5 plastic

Body/contact assemblies and light blocks with BA9s base fitting

ZB5AW065



ZB5AW035

Complete body/contact assemblies and light blocks *(1)*
For bulb with BA9s base fitting (incandescent, neon, or LED)
Screw clamp terminal connections (Schneider Electric anti-loosening system)

Light source	Supply voltage V	Type of contact NO	Type of contact NC	Color of light source	Reference	Weight kg/*lb*
Direct supply						
BA9s base fitting bulb, 2.4 W max., not included *(2)*	≤ 250	1	–	–	ZB5AW061	0.031/*0.068*
		–	1	–	ZB5AW062	0.031/*0.068*
		2	–	–	ZB5AW063	0.041/*0.090*
		1	1	–	ZB5AW065	0.041/*0.090*
Supply via Universal transformer (1.2 VA, 6 V secondary)						
Incandescent BA9s base fitting bulb, included	110…120 ∿ 50 or 60 Hz	1	–	–	ZB5AW031	0.110/*0.243*
		1	1	–	ZB5AW035	0.119/*0.262*
	230 ∿ 50 Hz 220…240 ∿ 60 Hz	1	–	–	ZB5AW041	0.110/*0.243*
		1	1	–	ZB5AW045	0.119/*0.262*
	400 ∿ 50 Hz	1	1	–	ZB5AW055	0.119/*0.262*
	230 ∿ 50 Hz 220…240 ∿ 60 Hz	1	1	White	ZB5AW04D15	0.119/*0.262*
				Green	ZB5AW04D35	0.119/*0.262*
				Red	ZB5AW04D45	0.119/*0.262*
				Orange	ZB5AW04D55	0.119/*0.262*
				Blue	ZB5AW04D65	0.119/*0.262*
Other versions	Complete bodies with Universal transformer incorporating Faston connector terminals (6.35 or 2 x 2.8 mm/*0.250 or 2 x 0.110 in.*). Please contact our Customer Care Center.					

(1) Can be fitted with additional contact blocks, see page 107.
(2) Bulb to be ordered separately, see page 118.

Control and signaling units

Harmony XB5 plastic

Light bodies for pilot lights with BA9s base fitting

ZB5AV6



ZB5AV3



ZB5AV156

Light blocks
Screw clamp terminal connections (Schneider Electric anti-loosening system)

Description	Supply voltage V	Sold in lots of	Unit reference	Weight kg/*lb*
Direct supply for BA9s base fitting bulb, 2.4 W max., not included *(1)*	⩽ 250	5	ZBV6	0.016/*0.035*

Complete light bodies (fixing collar and light block)
For bulb with BA9s base fitting (incandescent, neon, or LED)
Screw clamp terminal connections (Schneider Electric anti-loosening system)

Light source	Supply voltage V	Color of light source	Reference	Weight kg/*lb*
Direct supply				
BA9s base fitting bulb, 2.4 W max., not included *(1)*	⩽ 250	–	ZB5AV6	0.022/*0.049*
Supply via Universal transformer (1.2 VA, 6 V secondary)				
BA9s base fitting incandescent bulb, included	110…120 ∿ (50 or 60 Hz)	–	ZB5AV3	0.099/*0.218*
	230 ∿ (50 Hz) 220…240 ∿ (60 Hz)	–	ZB5AV4	0.099/*0.218*
	400 ∿ (50 Hz)	–	ZB5AV5	0.099/*0.218*
	440…480 ∿ (60 Hz)	–	ZB5AV8	0.099/*0.218*
	550…600 ∿ (60 Hz)	–	ZB5AV9	0.099/*0.218*
BA9s base fitting LED, included	400 ∿ (50 or 60 Hz)	White	ZB5AV5D1	0.102/*0.225*
		Green	ZB5AV5D3	0.102/*0.225*
		Red	ZB5AV5D4	0.102/*0.225*
		Orange	ZB5AV5D5	0.102/*0.225*
		Blue	ZB5AV5D6	0.102/*0.225*

Complete light bodies with 3-terminal "test" function (fixing collar + light block)
For bulb with BA9s base fitting (incandescent, neon, or LED)
Screw clamp terminal connections (Schneider Electric anti-loosening system)

Light source	Supply voltage V	Reference	Weight kg/*lb*
Direct supply			
BA9s base fitting bulb, 2.4 W max., not included *(1)*	⩽ 250	ZB5AV156	0.021/*0.046*

Other versions	Complete bodies with Faston connector terminals (6.35 or 2 x 2.8 mm/*0.250 or 2 x 0.110 in.*), see *page 113*.

(1) Bulb to be ordered separately, see page 118.

Control and signaling units

Harmony XB5 plastic

Accessories for illuminated pushbuttons: bulbs

DL1CJ0●●●

DL1CE●●●

DL1CF●●●

XBFX13

ZB5AZ31

ZB5AZ905

ZB5AZ902

ZB5FAZ902

Bulbs with BA9s base fitting and associated accessories

Illuminated pushbuttons

Description	Characteristics	Color	Sold in lots of	Unit reference	Weight kg/*lb*
LEDs	24 V ≂	White	1	DL1CJ0241	0.002/*0.004*
		Green	1	DL1CJ0243	0.002/*0.004*
		Red	1	DL1CJ0244	0.002/*0.004*
		Orange	1	DL1CJ0245	0.002/*0.004*
		Blue	1	DL1CJ0246	0.002/*0.004*
	48 V ≂	Green	1	DL1CJ0483	0.002/*0.004*
		Red	1	DL1CJ0484	0.002/*0.004*
		Orange	1	DL1CJ0485	0.002/*0.004*
	6 V - 1.2 W	White	1	DL1CD0061	0.002/*0.004*
		Green	1	DL1CD0063	0.002/*0.004*
		Red	1	DL1CD0064	0.002/*0.004*
		Orange	1	DL1CD0065	0.002/*0.004*
		Blue	1	DL1CD0066	0.002/*0.004*
Incandescent bulbs	6 V - 1.2 W	–	10	DL1CB006	0.002/*0.004*
	24 V - 2 W	–	10	DL1CE024	0.002/*0.004*
	120…130 V 2.4 W	–	10	DL1CE130	0.002/*0.004*
Neon bulbs	120…130 V	–	10	DL1CF110	0.002/*0.004*
	230…240 V	–	10	DL1CF220	0.002/*0.004*
Bulb extractor	–	–	1	XBFX13	0.005/*0.011*

Description	Application	Color	Sold in lots of	Unit reference	Weight kg/*lb*
Add-on square trim	Gives a square appearance to ZB5A circular heads	Black	10	ZB5AZ31	0.002/*0.004*
		Green	10	ZB5AZ1715626002	0.002/*0.004*
		Red	10	ZB5AZ1715626001	0.002/*0.004*
		Blue	10	ZB5AZ1715626003	0.002/*0.004*
Nut	For fixing ZB5A heads	Green	10	ZB5AZ903	0.002/*0.004*
Fixing nut for flush mounted heads	For fixing ZB5FA heads	Green	10	ZB5FAZ901	0.102/*0.225*
Bezel tool	For tightening ZB5AZ901 head fixing nut		1	ZB5AZ905	0.016/*0.035*
Anti-rotation plate	For ZB5A selector switches and Emergency stop pusbutton heads		10	ZB5AZ902	0.008/*0.018*
Anti-rotation plate for flush mounted heads	For ZB5F selector switch heads		10	ZB5FAZ902	0.008/*0.018*

Control and signaling units

Harmony XB5 plastic

Accessories for pushbuttons: keys

ZBG455

ZBG455P

ZBGP

ZBDD2

Replacement keys

Description	Key number	Reference	Weight kg/*lb*
For latching mushroom head pushbuttons and selector switches			
Sets of 2 keys	455	ZBG455	0.013/*0.029*
	421E	ZBG421E	0.014/*0.031*
	458A	ZBG458A	0.014/*0.031*
	520E	ZBG520E	0.014/*0.031*
	3131A	ZBG3131A	0.014/*0.031*
	4A185	ZBDA185	0.014/*0.031*
	8D1	ZBD8D1	0.014/*0.031*
	Specific key	ZBGK *(1)*	0.014/*0.031*
For booted selector switches			
Sets of 2 keys, one of which is supplied booted (rubber boot)	455	ZBG455P	–

Accessory for key switches *(2)*

Description	Function	Reference	Weight kg/*lb*
Keyhole cover (rubber boot)	Protection of lock barrel when no key inserted in lock	ZBGP	0.005/*0.011*

Boot for standard handle

Description	For use with	Sold in lots of	Unit reference	Weight kg/*lb*
Boot for standard handle	**ZB4BD●● and ZB5AD●●**	10	ZBDD2	0.005/*0.011*

(1) Key number to be added when ordering.
(2) Not compatible with products with TEC10 key.

Control and signaling units

Harmony XB5 plastic

Legends panel

ZBYLEG304000



ZBYLEG201001

ZBYLEG304001

ZBYLEG503001

Legends panel *(1)*		
Template size **mm**/*in.*	**Unit reference**	**Weight** **kg**/*lb*
Unmarked templates		
100 x 100/*3.93 x 3.93*	ZBYLEG101000	0.010/*0.022*
200 x 100/*7.87 x 3.93*	ZBYLEG201000	0.010/*0.022*
300 x 100/*11.81 x 3.93*	ZBYLEG301000	0.010/*0.022*
300 x 200/*11.81 x 7.87*	ZBYLEG302000	0.030/*0.066*
300 x 300/*11.81 x 11.81*	ZBYLEG303000	0.030/*0.066*
300 x 400/*11.81 x 15.74*	ZBYLEG304000	0.030/*0.066*
400 x 100/*15.74 x 3.93*	ZBYLEG401000	0.010/*0.022*
400 x 200/*15.74 x 7.87*	ZBYLEG402000	0.050/*0.110*
500 x 100/*19.68 x 3.93*	ZBYLEG501000	0.030/*0.066*
500 x 200/*19.68 x 7.87*	ZBYLEG502000	0.050/*0.110*
500 x 300/*19.68 x 11.81*	ZBYLEG503000	0.050/*0.110*
500 x 400/*19.68 x 15.74*	ZBYLEG504000	0.050/*0.110*
Marked templates		
100 x 100/*3.93 x 3.93*	ZBYLEG101001	0.010/*0.022*
200 x 100/*7.87 x 3.93*	ZBYLEG201001	0.010/*0.022*
300 x 100/*11.81 x 3.93*	ZBYLEG301001	0.010/*0.022*
300 x 200/*11.81 x 7.87*	ZBYLEG302001	0.030/*0.066*
300 x 300/*11.81 x 11.81*	ZBYLEG303001	0.030/*0.066*
300 x 400/*11.81 x 15.74*	ZBYLEG304001	0.030/*0.066*
400 x 100/*15.74 x 3.93*	ZBYLEG401001	0.010/*0.022*
400 x 200/*15.74 x 7.87*	ZBYLEG402001	0.050/*0.110*
500 x 100/*19.68 x 3.93*	ZBYLEG501001	0.030/*0.066*
500 x 200/*19.68 x 7.87*	ZBYLEG502001	0.050/*0.110*
500 x 300/*19.68 x 11.81*	ZBYLEG503001	0.050/*0.110*
500 x 400/*19.68 x 15.74*	ZBYLEG504001	0.050/*0.110*

(1) To add customized markings on these references using the online customization tool, see page 5.

Control and signaling units

Harmony XB5 plastic

Accessories for pushbuttons

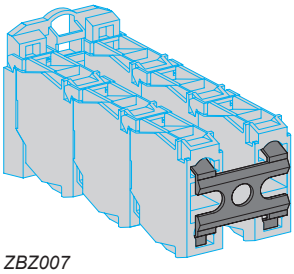

ZBZ007

Other accessories

Description	For use with	Sold in lots of	Unit reference	Weight kg/*lb*
Plastic clips	2 or 3 levels of ZBE10● contact blocks in high vibration environment	10	**ZBZ007**	0.001/*0.002*
Dummy contact block	ZBE10● contact blocks and ZBV5B transformer blocks	5	**ZBE000**	0.006/*0.013*
Set of tabs for Faston connection	ZBE10● contact blocks and ZBV● light blocks	10	**ZBZ003**	–

Control and signaling units

Harmony XB5 plastic

Product reference index

D

DL1CB006 118
DL1CD0061 118
DL1CD0063 118
DL1CD0064 118
DL1CD0065 118
DL1CD0066 118
DL1CE024 118
DL1CE130 118
DL1CF110 118
DL1CF220 118
DL1CJ0241 118
DL1CJ0243 118
DL1CJ0244 118
DL1CJ0245 118
DL1CJ0246 118
DL1CJ0483 118
DL1CJ0484 118
DL1CJ0485 118

X

XB5AA11 31
XB5AA115 31
XB5AA11C0 31
XB5AA21 31
XB5AA215 31
XB5AA21C0 31
XB5AA31 31
XB5AA315 31
XB5AA31C0 31
XB5AA3311 34
XB5AA3341 34
XB5AA3351 34
XB5AA3311C0 34
XB5AA3341C0 34
XB5AA3351C0 34
XB5AA42 31
XB5AA425 31
XB5AA42C0 31
XB5AA4322 34
XB5AA4322C0 34
XB5AA51 31
XB5AA515 31
XB5AA51C0 31
XB5AA61 31
XB5AA615 31
XB5AA61C0 31
XB5AA711237 41
XB5AA731327 41
XB5AA801 69
XB5AA831 69
XB5AA841 69
XB5AA84101 69
XB5AA861 69
XB5AA86102 69
XB5AC21 42
XB5AD21 57
XB5AD215 57
XB5AD21C0 57
XB5AD25 57
XB5AD255 57
XB5AD25C0 57
XB5AD33 57
XB5AD335 57
XB5AD335 57
XB5AD33C0 57
XB5AD41 57
XB5AD415 57
XB5AD41C0 57
XB5AD53 57
XB5AD535 57
XB5AD53C0 57
XB5AD912R100K 69
XB5AD912R10K 69
XB5AD912R1K 69
XB5AD912R470K 69
XB5AD912R47K 69
XB5AD912R4K7 69
XB5AG03 59
XB5AG035 60
XB5AG03C0 59
XB5AG21 59
XB5AG215 60
XB5AG21C0 59
XB5AG33 59
XB5AG335 60
XB5AG33C0 59
XB5AG41 59
XB5AG415 60
XB5AG41C0 59
XB5AG61 59
XB5AG615 60
XB5AG61C0 59
XB5AJ21 58
XB5AJ21C0 58
XB5AJ33 58
XB5AJ33C0 58
XB5AJ53 58
XB5AJ53C0 58
XB5AK123B5 63
XB5AK123B5C0 63
XB5AK123G5 63
XB5AK123G5C0 63
XB5AK123M5 63
XB5AK123M5C0 63
XB5AK124B5 63
XB5AK124B5C0 63
XB5AK124G5 63
XB5AK124G5C0 63
XB5AK124M5 63
XB5AK124M5C0 63
XB5AK125B5 63
XB5AK125B5C0 63
XB5AK125G5 63
XB5AK125G5C0 63
XB5AK125M5 63
XB5AK125M5C0 63
XB5AK133B5 63
XB5AK133B5C0 63
XB5AK133G5 63
XB5AK133G5C0 63
XB5AK133M5 63
XB5AK133M5C0 63
XB5AK134B5 63
XB5AK134B5C0 63
XB5AK134G5 63
XB5AK134G5C0 63
XB5AK134M5 63
XB5AK134M5C0 63
XB5AK135B5 63
XB5AK135B5C0 63
XB5AK135G5 63
XB5AK135G5C0 63
XB5AK135M5 63
XB5AK135M5C0 63
XB5AL42 32
XB5AL425 32
XB5AL42C0 32
XB5AL73415 39
XB5AL734155 39
XB5AL84101 69
XB5AP21 33
XB5AP21C0 33
XB5AP31 33
XB5AP31C0 33
XB5AP42 33
XB5AP51 33
XB5AP51C0 33
XB5AP61 33
XB5AP61C0 33
XB5AS8442 44
XB5AS84425 44
XB5AS8444 44
XB5AS84445 44
XB5AS84449 48
XB5AS8445 44
XB5AS84455 44
XB5AS8446 44
XB5AS84462 44
XB5AS84W3B41 46
XB5AS84W3B5 46
XB5AS86449B4 48
XB5AS9442 44
XB5AS9445 44
XB5AT842 44
XB5AT845 44
XB5AV31 67
XB5AV33 67
XB5AV34 67
XB5AV35 67
XB5AV41 67
XB5AV43 67
XB5AV44 67
XB5AV45 67
XB5AV5B1 67
XB5AV5B3 67
XB5AV5B4 67
XB5AV5B5 67
XB5AV5B6 67
XB5AV61 67
XB5AV63 67
XB5AV64 67
XB5AV65 67
XB5AVB1 65
XB5AVB15 65
XB5AVB3 65
XB5AVB35 65
XB5AVB4 65
XB5AVB45 65
XB5AVB5 65
XB5AVB55 65
XB5AVB6 65
XB5AVB65 65
XB5AVG1 65
XB5AVG3 65
XB5AVG4 65
XB5AVG5 65
XB5AVG6 65
XB5AVM1 65
XB5AVM3 65
XB5AVM4 65
XB5AVM5 65
XB5AVM6 65
XB5AW21B5 68
XB5AW21G5 68
XB5AW23B5 68
XB5AW23G5 68
XB5AW24B5 68
XB5AW24G5 68
XB5AW25B5 68
XB5AW25G5 68
XB5AW26B5 68
XB5AW26G5 68
XB5AW28B5 68
XB5AW28G5 68
XB5AW3165 38
XB5AW31B5 35
XB5AW31B55 36
XB5AW31B5C0 35
XB5AW31G5 35
XB5AW31G5C0 35
XB5AW31M5 35
XB5AW31M5C0 35
XB5AW3365 38
XB5AW33B5 35
XB5AW33B55 36
XB5AW33B5C0 35
XB5AW33G5 35
XB5AW33G5C0 35
XB5AW33M5 35
XB5AW33M5C0 35
XB5AW3465 38
XB5AW34B5 35
XB5AW34B55 36
XB5AW34B5C0 35
XB5AW34G5 35
XB5AW34G5C0 35
XB5AW34M5 35
XB5AW34M5C0 35
XB5AW3565 38
XB5AW35B5 35
XB5AW35B55 36
XB5AW35B5C0 35
XB5AW35G5 35
XB5AW35G5C0 35
XB5AW35M5 35
XB5AW35M5C0 35
XB5AW36B5 35
XB5AW36B55 36
XB5AW36B5C0 35
XB5AW36G5 35
XB5AW36G5C0 35
XB5AW36M5 35
XB5AW36M5C0 35
XB5AW73731B5 40
XB5AW73731G5 40
XB5AW73731M5 40
XB5DSB 70
XB5DSG 70
XB5DSM 70
XB5DT1S 71
XB5DTB22 70
XB5DTB23 70
XB5DTB24 70
XB5DTB25 70
XB5DTGM2 70
XB5DTGM3 70
XB5DTGM4 70
XB5DTGM5 70
XB5EV57K4 68
XB5EV57L4 68
XB5EVB1 65
XB5EVB3 65
XB5EVB4 65
XB5EVB5 65
XB5EVB6 65
XB5EVB8 65
XB5EVG1 65
XB5EVG3 65
XB5EVG4 65
XB5EVG5 65
XB5EVG6 65
XB5EVG8 65
XB5EVM1 65
XB5EVM3 65
XB5EVM4 65
XB5EVM5 65
XB5EVM6 65
XB5EVM8 65
XB5FA11 85
XB5FA11C0 85
XB5FA21 85
XB5FA21C0 85
XB5FA31 85
XB5FA31C0 85
XB5FA3311 87
XB5FA3311C0 87
XB5FA3341 87
XB5FA3341C0 87
XB5FA3351 87
XB5FA3351C0 87
XB5FA42 85
XB5FA42C0 85
XB5FA4322 87
XB5FA4322C0 87
XB5FA51 85
XB5FA51C0 85
XB5FA61 85
XB5FA61C0 85
XB5FD21 93
XB5FD21C0 93
XB5FD25 93
XB5FD25C0 93
XB5FD33 93
XB5FD33C0 93
XB5FD41 93
XB5FD41C0 93
XB5FD53 93
XB5FD53C0 93

XB5FG03 95
XB5FG03C0 95
XB5FG21 95
XB5FG21C0 95
XB5FG33 95
XB5FG33C0 95
XB5FG41 95
XB5FG41C0 95
XB5FG61 95
XB5FG61C0 95
XB5FJ21 94
XB5FJ21C0 94
XB5FJ33 94
XB5FJ33C0 94
XB5FJ53 94
XB5FJ53C0 94
XB5FK123B5 97
XB5FK123B5C0 97
XB5FK123G5 97
XB5FK123G5C0 97
XB5FK123M5 97
XB5FK123M5C0 97
XB5FK124B5 97
XB5FK124B5C0 97
XB5FK124G5 97
XB5FK124M5 97
XB5FK124M5C0 97
XB5FK125B5 97
XB5FK125B5C0 97
XB5FK125G5 97
XB5FK125M5 97
XB5FK125M5C0 97
XB5FK133B5 97
XB5FK133B5C0 97
XB5FK133G5 97
XB5FK133M5 97
XB5FK133M5C0 97
XB5FK134B5 97
XB5FK134G5 97
XB5FK134M5 97
XB5FK135B5 97
XB5FK135G5 97
XB5FK135M5 97
XB5FL42 86
XB5FL42C0 86
XB5FL4322 87
XB5FVB1 98
XB5FVB1C0 98
XB5FVB3 98
XB5FVB3C0 98
XB5FVB4 98
XB5FVB4C0 98
XB5FVB5 98
XB5FVB5C0 98
XB5FVB6 98
XB5FVB6C0 98
XB5FVG1 98
XB5FVG1C0 98
XB5FVG3 98
XB5FVG3C0 98
XB5FVG4 98
XB5FVG4C0 98
XB5FVG5 98
XB5FVG5C0 98
XB5FVG6 98
XB5FVG6C0 98
XB5FVM1 98
XB5FVM1C0 98
XB5FVM3 98
XB5FVM3C0 98
XB5FVM4 98
XB5FVM4C0 98
XB5FVM5 98
XB5FVM5C0 98
XB5FVM6 98
XB5FVM6C0 98
XB5FW31B5 88
XB5FW31B5C0 88
XB5FW31G5 88
XB5FW31G5C0 88
XB5FW31M5 88
XB5FW31M5C0 88
XB5FW33B5 88
XB5FW33B5C0 88
XB5FW33G5 88
XB5FW33G5C0 88
XB5FW33M5 88
XB5FW33M5C0 88
XB5FW34B5 88
XB5FW34B5C0 88
XB5FW34G5 88
XB5FW34G5C0 88
XB5FW34M5 88
XB5FW34M5C0 88
XB5FW35B5 88
XB5FW35B5C0 88
XB5FW35G5 88
XB5FW35G5C0 88
XB5FW35M5 88
XB5FW35M5C0 88
XB5FW36B5 88
XB5FW36B5C0 88
XB5FW36G5 88
XB5FW36G5C0 88
XB5FW36M5 88
XB5FW36M5C0 88
XB5KS2B4 70
XB5KS2B8 70
XB5KS2G4 70
XB5KS2G8 70
XB5KS2M4 70
XB5KS2M8 70
XB5KSB 70
XB5KSG 70
XB5KSM 70
XB5PRJ45 71
XB5PUSB3 71
XBFX13 118
XBH1AA0G4 71
XBH1AA0R4 71
XD5PA12 72
XD5PA14 72
XD5PA22 72
XD5PA24 72

Z

ZB2BE101 107
ZB2BE102 107
ZB4BZ007 83
ZB4BZ0077 83
ZB4BZ1905 52
ZB4BZ2005 52
ZB4BZ2105 52
ZB4BZ62 52
ZB4BZ64 52
ZB4BZ65 52
ZB4BZ66 52
ZB4FBZ007 101
ZB4FBZ014 101
ZB5AA0 31
ZB5AA1 31
ZB5AA131 34
ZB5AA131C0 34
ZB5AA145 34
ZB5AA16 32
ZB5AA16C0 32
ZB5AA18 31
ZB5AA18C0 31, 36
ZB5AA1C0 31
ZB5AA2 31
ZB5AA232 34
ZB5AA234 34
ZB5AA245 34
ZB5AA26 32
ZB5AA26C0 32
ZB5AA2C0 31
ZB5AA3 31
ZB5AA331 34
ZB5AA331C0 34
ZB5AA333 34
ZB5AA333C0 34
ZB5AA334 34
ZB5AA334C0 34
ZB5AA335 34
ZB5AA335C0 34
ZB5AA336 34
ZB5AA341 34
ZB5AA342 34
ZB5AA343 34
ZB5AA344 34
ZB5AA36 32
ZB5AA36C0 32
ZB5AA38 31, 36
ZB5AA38C0 31, 36
ZB5AA3C0 31
ZB5AA4 31
ZB5AA432 34
ZB5AA432C0 34
ZB5AA433 34
ZB5AA434 34
ZB5AA434C0 34
ZB5AA435 34
ZB5AA46 32
ZB5AA46C0 32
ZB5AA48 31, 36
ZB5AA48C0 31, 36
ZB5AA4C0 31
ZB5AA5 31
ZB5AA56 32
ZB5AA56C0 32
ZB5AA58 31, 36
ZB5AA58C0 31, 36
ZB5AA5C0 31
ZB5AA6 31
ZB5AA66 32
ZB5AA66C0 32
ZB5AA68 31, 36
ZB5AA68C0 31, 36
ZB5AA6C0 31
ZB5AA71123 41
ZB5AA71124 41
ZB5AA7120 39
ZB5AA7121 39
ZB5AA72124 41
ZB5AA7213 39
ZB5AA73134 41
ZB5AA7340 39
ZB5AA7341 39
ZB5AA79 39
ZB5AA791 41
ZB5AA8 31
ZB5AA88 36
ZB5AA88C0 36
ZB5AA8C0 31
ZB5AA9 31
ZB5AA98 31, 36
ZB5AC180 54
ZB5AC2 42
ZB5AC24 42
ZB5AC280 54
ZB5AC28001 54
ZB5AC3 42
ZB5AC34 42
ZB5AC380 54
ZB5AC38023 54
ZB5AC4 42
ZB5AC44 42
ZB5AC480 54
ZB5AC48021 54
ZB5AC5 42
ZB5AC54 42
ZB5AC580 54
ZB5AC6 42
ZB5AC64 42
ZB5AC680 54
ZB5AD2 57
ZB5AD28 62
ZB5AD2801 62
ZB5AD2801C0 62
ZB5AD2804 62
ZB5AD2804C0 62
ZB5AD2806C0 62
ZB5AD28C0 62
ZB5AD29 62
ZB5AD29C0 62
ZB5AD2C0 57
ZB5AD3 57
ZB5AD39 62
ZB5AD39C0 62
ZB5AD3C0 57
ZB5AD4 57
ZB5AD48C0 62
ZB5AD49C0 62
ZB5AD4C0 57
ZB5AD5 57
ZB5AD59 62
ZB5AD59C0 62
ZB5AD5C0 57
ZB5AD7 57
ZB5AD79C0 62
ZB5AD7C0 57
ZB5AD8 57
ZB5AD89C0 62
ZB5AD8C0 57
ZB5AD912 69
ZB5AD922 69
ZB5AF 56
ZB5AF351 56
ZB5AG0 61
ZB5AG02 61
ZB5AG02D 62
ZB5AG03D 62
ZB5AG05 61
ZB5AG05C0 61
ZB5AG07D 62
ZB5AG08 61
ZB5AG08C0 61
ZB5AG09 61
ZB5AG0C0 61
ZB5AG0D 62
ZB5AG1 61
ZB5AG2 61
ZB5AG2C0 61
ZB5AG2D 62
ZB5AG2DC0 62
ZB5AG3 61
ZB5AG3C0 61
ZB5AG3D 62
ZB5AG4 61
ZB5AG4C0 61
ZB5AG4D 62
ZB5AG4DC0 62
ZB5AG5 61
ZB5AG6 61
ZB5AG6C0 61
ZB5AG6D 62
ZB5AG7 61
ZB5AG7C0 61
ZB5AG7D 62
ZB5AG8 61
ZB5AG9 61
ZB5AG9C0 61
ZB5AH01 55
ZB5AH013 55
ZB5AH013C0 55
ZB5AH01C0 55
ZB5AH02 55
ZB5AH02C0 55
ZB5AH03 55
ZB5AH033 55

ZB5AH033C0 55
ZB5AH03C0 55
ZB5AH04 55
ZB5AH043 55
ZB5AH043C0 55
ZB5AH04C0 55
ZB5AH05 55
ZB5AH053 55
ZB5AH053C0 55
ZB5AH05C0 55
ZB5AH06 55
ZB5AH063 55
ZB5AH063C0 55
ZB5AH06C0 55
ZB5AH083 55
ZB5AH083C0 55
ZB5AH1 55
ZB5AH13 55
ZB5AH13C0 55
ZB5AH1C0 55
ZB5AH2 55
ZB5AH2C0 55
ZB5AH3 55
ZB5AH33 55
ZB5AH33C0 55
ZB5AH3C0 55
ZB5AH4 55
ZB5AH43 55
ZB5AH43C0 55
ZB5AH4C0 55
ZB5AH5 55
ZB5AH53 55
ZB5AH53C0 55
ZB5AH5C0 55
ZB5AH6 55
ZB5AH63 55
ZB5AH63C0 55
ZB5AH6C0 55
ZB5AH83 55
ZB5AH83C0 55
ZB5AJ2 58
ZB5AJ2C0 58
ZB5AJ3 58
ZB5AJ3C0 58
ZB5AJ4 58
ZB5AJ4C0 58
ZB5AJ5 58
ZB5AJ5C0 58
ZB5AJ7 58
ZB5AJ7C0 58
ZB5AJ8 58
ZB5AJ8C0 58
ZB5AK1213 64
ZB5AK1213C0 64
ZB5AK1233 64
ZB5AK1233C0 64
ZB5AK1243 64
ZB5AK1243C0 64
ZB5AK1253 64
ZB5AK1253C0 64
ZB5AK1253C0) 63
ZB5AK1263 64
ZB5AK1263C0 64
ZB5AK1283 64
ZB5AK1283C0 64
ZB5AK1313 64
ZB5AK1313C0 64
ZB5AK1333 64
ZB5AK1333C0 64
ZB5AK1343 64
ZB5AK1343C0 64
ZB5AK1353 64
ZB5AK1353C0 64
ZB5AK1363 64
ZB5AK1363C0 64
ZB5AK1383 64
ZB5AK1383C0 64
ZB5AK1413 64
ZB5AK1413C0 64
ZB5AK1433 64
ZB5AK1433C0 64
ZB5AK1443 64
ZB5AK1443C0 64
ZB5AK1453 64
ZB5AK1453C0 64
ZB5AK1463 64
ZB5AK1463C0 64
ZB5AK1483 64
ZB5AK1483C0 64
ZB5AK1513 64
ZB5AK1513C0 64
ZB5AK1533 64
ZB5AK1533C0 64
ZB5AK1543 64
ZB5AK1543C0 64
ZB5AK1553 64
ZB5AK1553C0 64
ZB5AK1563 64
ZB5AK1563C0 64
ZB5AK1583 64
ZB5AK1583C0 64
ZB5AK1713 64
ZB5AK1713C0 64
ZB5AK1733 64
ZB5AK1733C0 64
ZB5AK1743 64
ZB5AK1743C0 64
ZB5AK1753 64
ZB5AK1753C0 64
ZB5AK1763 64
ZB5AK1763C0 64
ZB5AK1783 64
ZB5AK1783C0 64
ZB5AK1813 64
ZB5AK1813C0 64
ZB5AK1833 64
ZB5AK1833C0 64
ZB5AK1843 64
ZB5AK1843C0 64
ZB5AK1853 64
ZB5AK1853C0 64
ZB5AK1863 64
ZB5AK1863C0 64
ZB5AK1883 64
ZB5AK1883C0 64
ZB5AL1 32
ZB5AL1C0 32
ZB5AL2 32
ZB5AL232 34
ZB5AL2C0 32
ZB5AL3 32
ZB5AL3C0 32
ZB5AL4 32
ZB5AL432 34
ZB5AL432C0 34
ZB5AL434 34
ZB5AL4C0 32
ZB5AL5 32
ZB5AL5C0 32
ZB5AL6 32
ZB5AL6C0 32
ZB5AL7340 39
ZB5AL7341 39
ZB5AP1 33
ZB5AP18 33
ZB5AP183 33
ZB5AP1S 33, 76
ZB5AP2 33
ZB5AP2S 33, 76
ZB5AP3 33
ZB5AP38 33
ZB5AP383 33
ZB5AP3S 33, 76
ZB5AP4 33
ZB5AP48 33
ZB5AP483 33
ZB5AP4S 33, 76
ZB5AP5 33
ZB5AP58 33
ZB5AP583 33
ZB5AP5S 33, 76
ZB5AP6 33
ZB5AP68 33
ZB5AP683 33
ZB5AP6S 33, 76
ZB5APp83 76
ZB5AR2 42
ZB5AR3 42
ZB5AR4 42
ZB5AR5 42
ZB5AR6 42
ZB5AS12 43
ZB5AS42 43
ZB5AS52 43
ZB5AS55 43
ZB5AS62 43
ZB5AS72 43
ZB5AS834 44
ZB5AS842Y 53
ZB5AS844 44
ZB5AS84W00 46
ZB5AS84W2B 46
ZB5AS84W2G 46
ZB5AS84W2M 46
ZB5AS84W3B 46
ZB5AS934 44
ZB5AS944 44
ZB5AS944D 44
ZB5AS964 44
ZB5AT2 43
ZB5AT24 43
ZB5AT84 44
ZB5AT844 44
ZB5AT8643M 47
ZB5AT8643M130 47
ZB5AT8643M140 47
ZB5AT8643M230 47
ZB5AT8643M330 47
ZB5AT8643M430 47
ZB5AT8643M630 47
ZB5AV003 66
ZB5AV01 67
ZB5AV013 66
ZB5AV013E 66
ZB5AV013S 66
ZB5AV01S 67
ZB5AV03 67
ZB5AV033 66
ZB5AV033E 66
ZB5AV033S 66
ZB5AV03S 67
ZB5AV04 67
ZB5AV043 66
ZB5AV043E 66
ZB5AV043S 66
ZB5AV04S 67
ZB5AV05 67
ZB5AV053 66
ZB5AV053E 66
ZB5AV053S 66
ZB5AV05S 67
ZB5AV06 67
ZB5AV063 66
ZB5AV063E 66
ZB5AV063S 66
ZB5AV06S 67
ZB5AV07 67
ZB5AV07S 67
ZB5AV083 66
ZB5AV083E 66
ZB5AV083S 66
ZB5AV156 117
ZB5AV3 117
ZB5AV4 117
ZB5AV5 117
ZB5AV5D1 117
ZB5AV5D3 117
ZB5AV5D4 117
ZB5AV5D5 117
ZB5AV5D6 117
ZB5AV6 117
ZB5AV8 117
ZB5AV9 117
ZB5AVB1 115
ZB5AVBG1 115
ZB5AVG1 115
ZB5AVJ1 115
ZB5AVM1 115
ZB5AW031 116
ZB5AW035 116
ZB5AW041 116
ZB5AW045 116
ZB5AW04D15 116
ZB5AW04D35 116
ZB5AW04D45 116
ZB5AW04D55 116
ZB5AW04D65 116
ZB5AW055 116
ZB5AW061 116
ZB5AW062 116
ZB5AW063 116
ZB5AW065 116
ZB5AW0B11 114
ZB5AW0B12 114
ZB5AW0B13 114
ZB5AW0B15 114
ZB5AW0G11 114
ZB5AW0G12 114
ZB5AW0G13 114
ZB5AW0G15 114
ZB5AW0M11 114
ZB5AW0M12 114
ZB5AW0M13 114
ZB5AW0M15 114
ZB5AW11 38
ZB5AW113 37
ZB5AW113C0 37
ZB5AW13 38
ZB5AW133 37
ZB5AW133C0 37
ZB5AW14 38
ZB5AW143 37
ZB5AW143C0 37
ZB5AW15 38
ZB5AW153 37
ZB5AW153C0 37
ZB5AW16 38
ZB5AW163 37
ZB5AW163C0 37
ZB5AW17 38
ZB5AW183 37
ZB5AW183C0 37
ZB5AW31 38
ZB5AW313 36
ZB5AW313C0 36
ZB5AW313S 37
ZB5AW313SC0 37
ZB5AW33 38
ZB5AW333 36
ZB5AW333C0 36
ZB5AW333S 37
ZB5AW333SC0 37
ZB5AW34 38
ZB5AW343 36
ZB5AW343C0 36
ZB5AW343S 37
ZB5AW343SC0 37
ZB5AW35 38
ZB5AW353 36
ZB5AW353C0 36
ZB5AW353S 37
ZB5AW353SC0 37
ZB5AW36 38

ZB5AW363 36
ZB5AW363C0 36
ZB5AW363S 37
ZB5AW363SC0 37
ZB5AW37 38
ZB5AW383 36
ZB5AW383C0 36
ZB5AW383S 37
ZB5AW383SC0 37
ZB5AW513 36
ZB5AW513C0 36
ZB5AW533 36
ZB5AW533C0 36
ZB5AW543 36
ZB5AW543C0 36
ZB5AW553 36
ZB5AW553C0 36
ZB5AW563 36
ZB5AW563C0 36
ZB5AW583 36
ZB5AW583C0 36
ZB5AW713 43
ZB5AW733 43
ZB5AW743 47
ZB5AW753 43
ZB5AW763 43
ZB5AW7A1715 40
ZB5AW7A1720 40
ZB5AW7A1721 40
ZB5AW7A1724 40
ZB5AW7A3740 40
ZB5AW7A3741 40
ZB5AW7A9 40
ZB5AW7L3740 40
ZB5AW7L3741 40
ZB5AW913 36
ZB5AW933 36
ZB5AW943 36
ZB5AW953 36
ZB5AW963 36
ZB5AW983 36
ZB5AX2 43
ZB5AX84 44
ZB5AZ009 107, 112
ZB5AZ009 110
ZB5AZ021 83
ZB5AZ022 83
ZB5AZ023 83
ZB5AZ024 83
ZB5AZ025 83
ZB5AZ026 83
ZB5AZ079 112
ZB5AZ101 107
ZB5AZ1013 113
ZB5AZ1015 110
ZB5AZ102 107
ZB5AZ1023 113
ZB5AZ1025 110
ZB5AZ103 107
ZB5AZ1033 113
ZB5AZ1035 110
ZB5AZ104 107
ZB5AZ1043 113
ZB5AZ1045 110
ZB5AZ105 107
ZB5AZ1053 113
ZB5AZ1055 110
ZB5AZ106 107
ZB5AZ107 107
ZB5AZ141 107
ZB5AZ1715626001 118
ZB5AZ1715626002 118
ZB5AZ1715626003 118
ZB5AZ31 118
ZB5AZ902 118
ZB5AZ903 118
ZB5AZ905 118
ZB5FA0 85
ZB5FA0C0 85
ZB5FA1 85
ZB5FA131 87
ZB5FA133 87
ZB5FA136 87
ZB5FA141 87
ZB5FA142 87
ZB5FA145 87
ZB5FA16 85
ZB5FA16C0 85
ZB5FA18 85, 89
ZB5FA18C0 85, 89
ZB5FA1C0 85
ZB5FA2 85
ZB5FA232 87
ZB5FA233 87
ZB5FA234 87
ZB5FA235 87
ZB5FA245 87
ZB5FA26 85
ZB5FA26C0 85
ZB5FA2C0 85
ZB5FA3 85
ZB5FA331 87
ZB5FA331C0 87
ZB5FA333 87
ZB5FA334 87
ZB5FA334C0 87
ZB5FA335 87
ZB5FA335C0 87
ZB5FA336 87
ZB5FA341 87
ZB5FA342 87
ZB5FA343 87
ZB5FA344 87
ZB5FA36 85
ZB5FA36C0 85
ZB5FA38 85, 89
ZB5FA38C0 85, 89
ZB5FA3C0 85
ZB5FA3M33 85
ZB5FA4 85
ZB5FA432 87
ZB5FA432C0 87
ZB5FA433 87
ZB5FA434 87
ZB5FA434C0 87
ZB5FA435 87
ZB5FA46 85
ZB5FA46C0 85
ZB5FA48 85, 89
ZB5FA48C0 85, 89
ZB5FA4C0 85
ZB5FA5 85
ZB5FA56 85
ZB5FA56C0 85
ZB5FA58 85, 89
ZB5FA58C0 85, 89
ZB5FA5C0 85
ZB5FA6 85
ZB5FA66 85
ZB5FA66C0 85
ZB5FA68 85, 89
ZB5FA68C0 85, 89
ZB5FA6C0 85
ZB5FA8 85
ZB5FA8C0 85
ZB5FA9 85
ZB5FA9C0 85
ZB5FAZ901 118
ZB5FAZ902 118
ZB5FD2 93
ZB5FD201 93
ZB5FD201C0 93
ZB5FD203 93
ZB5FD203C0 93
ZB5FD204 93
ZB5FD204C0 93
ZB5FD205 93
ZB5FD205C0 93
ZB5FD206 93
ZB5FD206C0 93
ZB5FD29 96
ZB5FD29C0 96
ZB5FD2C0 93
ZB5FD2M178 93
ZB5FD3 93
ZB5FD39 96
ZB5FD39C0 96
ZB5FD3C0 93
ZB5FD4 93
ZB5FD49 96
ZB5FD49C0 96
ZB5FD4C0 93
ZB5FD5 93
ZB5FD59 96
ZB5FD59C0 96
ZB5FD5C0 93
ZB5FD7 93
ZB5FD79 96
ZB5FD79C0 96
ZB5FD7C0 93
ZB5FD8 93
ZB5FD89 96
ZB5FD89C0 96
ZB5FD8C0 93
ZB5FG0 95
ZB5FG02 95
ZB5FG02D 96
ZB5FG03D 96
ZB5FG04D 96
ZB5FG05 95
ZB5FG05C0 95
ZB5FG05D 96
ZB5FG06D 96
ZB5FG07D 96
ZB5FG08 95
ZB5FG08C0 95
ZB5FG08D 96
ZB5FG09 95
ZB5FG09D 96
ZB5FG0C0 95
ZB5FG0D 96
ZB5FG1 95
ZB5FG1D 96
ZB5FG2 95
ZB5FG2C0 95
ZB5FG2D 96
ZB5FG3 95
ZB5FG3D 96
ZB5FG4 95
ZB5FG4C0 95
ZB5FG4D 96
ZB5FG5 95
ZB5FG5D 96
ZB5FG6 95
ZB5FG6C0 95
ZB5FG6D 96
ZB5FG7 95
ZB5FG7C0 95
ZB5FG7D 96
ZB5FG8 95
ZB5FG8D 96
ZB5FG9 95
ZB5FG9D 96
ZB5FH0 91
ZB5FH01 91
ZB5FH013 92
ZB5FH013C0 92
ZB5FH01C0 91
ZB5FH02 91
ZB5FH02C0 91
ZB5FH03 91
ZB5FH033 92
ZB5FH033C0 92
ZB5FH03C0 91
ZB5FH04 91
ZB5FH043 92
ZB5FH043C0 92
ZB5FH04C0 91
ZB5FH05 91
ZB5FH053 92
ZB5FH053C0 92
ZB5FH05C0 91
ZB5FH06 91
ZB5FH063 92
ZB5FH063C0 92
ZB5FH06C0 91
ZB5FH083 92
ZB5FH083C0 92
ZB5FH0C0 91
ZB5FH1 91
ZB5FH13 92
ZB5FH13C0 92
ZB5FH1C0 91
ZB5FH2 91
ZB5FH2C0 91
ZB5FH3 91
ZB5FH33 92
ZB5FH33C0 92
ZB5FH3C0 91
ZB5FH4 91
ZB5FH43 92
ZB5FH43C0 92
ZB5FH4C0 91
ZB5FH5 91
ZB5FH53 92
ZB5FH53C0 92
ZB5FH5C0 91
ZB5FH6 91
ZB5FH63 92
ZB5FH63C0 92
ZB5FH6C0 91
ZB5FH83 92
ZB5FH83C0 92
ZB5FJ2 94
ZB5FJ2C0 94
ZB5FJ3 94
ZB5FJ3C0 94
ZB5FJ4 94
ZB5FJ4C0 94
ZB5FJ5 94
ZB5FJ5C0 94
ZB5FJ7 94
ZB5FJ7C0 94
ZB5FJ8 94
ZB5FJ8C0 94
ZB5FL1 86
ZB5FL2 86
ZB5FL232 87
ZB5FL234 87
ZB5FL235 87
ZB5FL2C0 86
ZB5FL3 86
ZB5FL3C0 86
ZB5FL4 86
ZB5FL432 87
ZB5FL432C0 87
ZB5FL433 87
ZB5FL434 87
ZB5FL435 87
ZB5FL4C0 86
ZB5FL4M34 86
ZB5FL5 86
ZB5FL5C0 86
ZB5FL6 86
ZB5FL6C0 86

ZB5FSZ3 101
ZB5FV013 99
ZB5FV013C0 99
ZB5FV033 99
ZB5FV033C0 99
ZB5FV043 99
ZB5FV043C0 99
ZB5FV053 99
ZB5FV053C0 99
ZB5FV063 99
ZB5FV063C0 99
ZB5FV083 99
ZB5FV083C0 99
ZB5FW113 90
ZB5FW113C0 90
ZB5FW133 90
ZB5FW133C0 90
ZB5FW143 90
ZB5FW143C0 90
ZB5FW153 90
ZB5FW153C0 90
ZB5FW163 90
ZB5FW163C0 90
ZB5FW183 90
ZB5FW183C0 90
ZB5FW313 89
ZB5FW313C0 89
ZB5FW333 89
ZB5FW333C0 89
ZB5FW343 89
ZB5FW343C0 89
ZB5FW353 89
ZB5FW353C0 89
ZB5FW363 89
ZB5FW363C0 89
ZB5FW383 89
ZB5FW383C0 89
ZB5FW913 89
ZB5FW933 89
ZB5FW943 89
ZB5FW953 89
ZB5FW963 89
ZB5FW983 89
ZB5SKR01 71
ZB5SKT01 71
ZB5SZ3 83
ZB5SZ3C0 83
ZB5SZ5 83
ZBA1 74
ZBA131 75
ZBA145 75
ZBA2 74
ZBA232 75
ZBA234 75
ZBA245 75
ZBA2934 75
ZBA2935 75
ZBA3 74
ZBA331 75
ZBA333 75
ZBA334 75
ZBA335 75
ZBA336 75
ZBA343 75
ZBA344 75
ZBA346 75
ZBA4 74
ZBA432 75
ZBA434 75
ZBA435 75
ZBA5 74
ZBA6 74
ZBA639 75
ZBA708 41
ZBA709 41
ZBA71 41
ZBA710 41
ZBA7131 41
ZBA7134 41
ZBA7138 41
ZBA72 41
ZBA7232 41
ZBA7235 41
ZBA7237 41
ZBA73 41
ZBA7331 41
ZBA7335 41
ZBA74 41
ZBA7432 41
ZBA75 41
ZBA76 41
ZBAF1 74
ZBAF131 100
ZBAF133 100
ZBAF136 100
ZBAF137 100
ZBAF138 100
ZBAF141 100
ZBAF142 100
ZBAF145 100
ZBAF2 74
ZBAF232 100
ZBAF233 100
ZBAF234 100
ZBAF235 100
ZBAF245 100
ZBAF2934 100
ZBAF2935 100
ZBAF3 74
ZBAF331 100
ZBAF333 100
ZBAF334 100
ZBAF335 100
ZBAF336 100
ZBAF337 100
ZBAF338 100
ZBAF341 100
ZBAF342 100
ZBAF343 100
ZBAF344 100
ZBAF4 74
ZBAF432 100
ZBAF433 100
ZBAF434 100
ZBAF435 100
ZBAF5 74
ZBAF6 74
ZBAF639 100
ZBAF9 74
ZBD8D1 119
ZBDA185 119
ZBDD2 119
ZBE000 121
ZBE101 107
ZBE1013 113
ZBE1015 110
ZBE1016 107
ZBE10163 113
ZBE1016P 107
ZBE1016P3 113
ZBE102 107
ZBE1023 113
ZBE1025 110
ZBE1026 107
ZBE1026P 107
ZBE1026P3 113
ZBE201 107
ZBE202 107
ZBE203 107
ZBE2033 113
ZBE204 107
ZBE205 107
ZBE2053 113
ZBE302 107
ZBE501 107
ZBE502 107
ZBE5023 113
ZBE503 107
ZBE504 107
ZBE5043 113
ZBE505 107
ZBE701 112
ZBE7016 112
ZBE702 112
ZBE7026 112
ZBG3131A 119
ZBG421E 119
ZBG455 119
ZBG455P 119
ZBG458A 119
ZBG520E 119
ZBGK 119
ZBGP 119
ZBP0 76
ZBP012 76
ZBP013 76
ZBP014 76
ZBP015 76
ZBP016 76
ZBP017 76
ZBP0A 76
ZBPA 76
ZBSP1 83
ZBSP2 83
ZBSP3 83
ZBV011 76
ZBV0113 76
ZBV013 76
ZBV0133 76
ZBV014 76
ZBV0143 76
ZBV015 76
ZBV0153 76
ZBV016 76
ZBV0163 76
ZBV017 76
ZBV18B1 109
ZBV18B3 109
ZBV18B4 109
ZBV18B5 109
ZBV18B6 109
ZBV18G1 109
ZBV18G3 109
ZBV18G4 109
ZBV18G5 109
ZBV18G6 109
ZBV18M1 109
ZBV18M3 109
ZBV18M4 109
ZBV18M5 109
ZBV18M6 109
ZBV5B 109
ZBV6 117
ZBV8B 109
ZBV9B 109
ZBVB1 108
ZBVB15 111
ZBVB17 112
ZBVB37 112
ZBVB47 112
ZBVB57 112
ZBVB67 112
ZBVBG1 108
ZBVG1 108
ZBVG15 111
ZBVGM1T 108
ZBVJ1 108
ZBVJ15 111
ZBVM1 108
ZBVM15 111
ZBY001 107
113
ZBY0101 81
ZBY0101 104
ZBY0102 81
ZBY0102 104
ZBY0123 77
ZBY02103 81
104
ZBY02126 81
104
ZBY02178 81
ZBY02178 104
ZBY02185 81
104
ZBY02304 81
104
ZBY1101 82
ZBY1101 105
ZBY1147 82
105
ZBY2101 77
ZBY2101C0 77
ZBY2103 77
ZBY2103C0 77
ZBY2104 77
ZBY2104C0 77
ZBY2107 77
ZBY2108 77
ZBY2111 77
ZBY2113 77
ZBY2114 77
ZBY2123 77
ZBY2126 77
ZBY2130 77
ZBY2134 77
ZBY2135 77
ZBY2147 77
ZBY2164 77
ZBY2166 77
ZBY2166C0 77
ZBY2178 77
ZBY2178C0 77
ZBY2179 77
ZBY2185 77
ZBY2186 77
ZBY2186C0 77
ZBY2303 78
ZBY2303C0 78
ZBY2304 77
ZBY2304C0 77
ZBY2305 78
ZBY2306 78
ZBY2311 78
ZBY2312 78
ZBY2313 78
ZBY2314 78
ZBY2322 78
ZBY2323 78
ZBY2326 78
ZBY2330 78
ZBY2334 78
ZBY2364 78
ZBY2366 78
ZBY2367 78
ZBY2367C0 78
ZBY2385 78
ZBY2H101 77
ZBY4100 81
104
ZBY4101 77
ZBY4101C0 77
ZBY4H101 77
ZBY5100 80
ZBY5101 80
ZBY5102 80
ZBY6101 80
ZBY6101C0 80
ZBY6102 80
ZBY6102C0 80
ZBY6H101 80
ZBY6H102 80
ZBY8101 47
ZBY8130 49
ZBY8160 47
ZBY8230 49
ZBY8330 49

ZBY8430 49
ZBY8630 49
ZBY8L140 46
ZBY8L330 46
ZBY9101 47
ZBY9101M 51
ZBY9120 46, 49
ZBY9121 46, 49
ZBY9130M 51
ZBY9130T 50
ZBY9140M 51
ZBY9140T 50
ZBY9141 48
ZBY9142 48
ZBY9160 47
ZBY9160M 51
ZBY9220 46, 49
ZBY9230M 51
ZBY9230T 50
ZBY9260 47
ZBY9260M 51
ZBY9320 46, 49
ZBY9330M 51
ZBY9330T 50
ZBY9360 47
ZBY9360M 51
ZBY9420 46, 49
ZBY9430M 51
ZBY9460M 51
ZBY9530M 51
ZBY9620 46, 49
ZBY9630M 51
ZBY9730M 51
ZBY9830M 51
ZBY9W101 45
ZBY9W2B101 45
ZBY9W2B130 45
ZBY9W2B140 45
ZBY9W2B230 45
ZBY9W2B330 45
ZBY9W2B430 45
ZBY9W2B501 45
ZBY9W2B630 45
ZBY9W2G101 45
ZBY9W2G130 45
ZBY9W2G140 45
ZBY9W2G230 45
ZBY9W2G330 45
ZBY9W2G430 45
ZBY9W2G630 45
ZBY9W2M101 45
ZBY9W2M130 45
ZBY9W2M140 45
ZBY9W2M230 45
ZBY9W2M330 45
ZBY9W2M430 45
ZBY9W2M630 45
ZBY9W3B101 45
ZBY9W3B130 45
ZBY9W3B140 45
ZBY9W3B230 45
ZBY9W3B330 45
ZBY9W3B430 45
ZBY9W3B501 45
ZBY9W3B630 45
ZBYF2101 102
ZBYF2101C0 102
ZBYF2103 102
ZBYF2103C0 102
ZBYF2166 102
ZBYF2166C0 102
ZBYF2178 102
ZBYF2178C0 102
ZBYF2186 102
ZBYF2186C0 102
ZBYF2303 102
ZBYF2303C0 102
ZBYF2304 102
ZBYF2304C0 102
ZBYF2367 102
ZBYF2367C0 102
ZBYF4101 102
ZBYF4101C0 102
ZBYF6101 102
ZBYF6101C0 102
ZBYF6102 102
ZBYF6102C0 102
ZBYFP2101 103
ZBYFP2101C0 103
ZBYFP2103 103
ZBYFP2103C0 103
ZBYFP2104 103
ZBYFP2104C0 103
ZBYFP2166 103
ZBYFP2166C0 103
ZBYFP2178 103
ZBYFP2178C0 103
ZBYFP2186 103
ZBYFP2186C0 103
ZBYFP2303 103
ZBYFP2303C0 103
ZBYFP2304 103
ZBYFP2304C0 103
ZBYFP2367 103
ZBYFP2367C0 103
ZBYFP6101 103
ZBYFP6101C0 103
ZBYLEG101000 120
ZBYLEG101001 120
ZBYLEG201000 120
ZBYLEG201001 120
ZBYLEG301000 120
ZBYLEG301001 120
ZBYLEG302000 120
ZBYLEG302001 120
ZBYLEG303000 120
ZBYLEG303001 120
ZBYLEG304000 120
ZBYLEG304001 120
ZBYLEG401000 120
ZBYLEG401001 120
ZBYLEG402000 120
ZBYLEG402001 120
ZBYLEG501000 120
ZBYLEG501001 120
ZBYLEG502000 120
ZBYLEG502001 120
ZBYLEG503000 120
ZBYLEG503001 120
ZBYLEG504000 120
ZBYLEG504001 120
ZBYM2101 79
ZBYM2103 79
ZBYM2104 79
ZBYM2166 79
ZBYM2178 79
ZBYM2186 79
ZBYM2303 79
ZBYM2304 79
ZBYM2367 79
ZBYM6101 80
ZBYP2101 79
ZBYP2101C0 79
ZBYP2103 79
ZBYP2103C0 79
ZBYP2104 79
ZBYP2104C0 79
ZBYP2166 79
ZBYP2166C0 79
ZBYP2178 79
ZBYP2178C0 79
ZBYP2186 79
ZBYP2186C0 79
ZBYP2303 79
ZBYP2303C0 79
ZBYP2304 79
ZBYP2304C0 79
ZBYP2367 79
ZBYP2367C0 79
ZBYP6101 80
ZBYP6101C0 80
ZBZ001 107, 113
ZBZ003 121
ZBZ006 112
ZBZ007 121
ZBZ010 112
ZBZ012 112
ZBZ1600 50
ZBZ1602 50
ZBZ1604 50
ZBZ1605 50
ZBZ1606 50
ZBZ1902 54
ZBZ2102 52
ZBZ28 52, 53
ZBZ32 77
ZBZ32C0 77
ZBZ33 80
ZBZ33C0 80
ZBZ34 77
ZBZ35 80
ZBZ3605 50
ZBZ58 52, 53
ZBZ60 52
ZBZ60 54
ZBZF32 102
ZBZF33 102
ZBZG156 109
ZBZM156 109
ZD5PA103 73
ZD5PA12 73
ZD5PA14 73
ZD5PA203 73
ZD5PA22 73
ZD5PA24 73

mySchneider, your personalized digital experience

Access an all-in-one customized online experience and benefit from tailored business services, resources, and tools to efficiently support your business operations.

- **Efficiency:** In just a few clicks, find all the information and support you need to get the job done.
- **Simplicity:** Use a single login to access all business services, in one place, available 24/7. You no longer need to log in to multiple platforms.
- **Personalization:** Benefit from content, tools, and business services tailored to your activity, and customize your landing page based on your preferences.

Watch the How-to Videos

Order management

> Select Products and Add to Cart

> Check for Products' Price and Availability

> Order Products with Generic Commercial References

Product information

> Find a Product Data Sheet and Related Documents

> Select Products and Add to Cart

> Stay Up to Date on the Status of My Products

Support

> Get Quicker Answers Thanks to Online Support

Training

> Access Trainings Dedicated to My Activity

Create your account

Life Is On | Schneider Electric

Legal information

The information provided in this Catalog contains description of Schneider Electric products, solutions and services ("Offer") with technical specifications and technical characteristics of the performance of the corresponding Offer.

The content of this document is subject to revision at any time without notice due to continued progress in methodology, design and manufacturing.

To the extent permitted by applicable law, no responsibility or liability is assumed by Schneider Electric and its subsidiaries for any type of damages arising out of or in connection with (i) informational content of this Catalog not conforming with or exceeding the technical specifications, or (ii) any error contained in this Catalog, or (iii) any use, decision, act or omission made or taken on basis of or in reliance on any information contained or referred to in this Catalog.

SCHNEIDER ELECTRIC MAKES NO WARRANTY OR REPRESENTATION OF ANY KIND, WHETHER EXPRESS OR IMPLIED, AS TO WHETHER THIS CATALOG OR ANY INFORMATION CONTAINED THEREIN SUCH AS PRODUCTS AND SERVICES WILL MEET REQUIREMENTS, EXPECTATIONS OR PURPOSE OF ANY PERSON MAKING USE THEREOF.

Schneider Electric brand and any trademarks of Schneider Electric and its subsidiaries referred to in this Catalog are property of Schneider Electric or its subsidiaries. All other brands are trademarks of their respective owners.

This Catalog and its content are protected under applicable copyright laws and provided for informative use only. No part of this Catalog may be reproduced or transmitted in any form or by any means (electronic, mechanical, photocopying, recording, or otherwise), for any purpose, without the prior written permission of Schneider Electric.

Copyright, intellectual, and all other proprietary rights in the content of this Catalog (including but not limited to software, audio, video, text, and photographs) rests with Schneider Electric or its licensors. All rights in such content not expressly granted herein are reserved. No rights of any kind are licensed or assigned or shall otherwise pass to persons accessing this information.

Life Is On | Schneider Electric

Life Is On | Schneider Electric

Learn more about our products at
www.se.com

Design: Schneider Electric
Photos: Schneider Electric

Schneider Electric Industries SAS
Head Office
35, rue Joseph Monier - CS 30323
F-92500 Rueil-Malmaison Cedex
France

DIA5ED2121213EN
June 2024 - V18.0