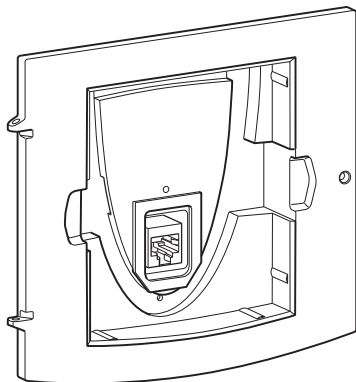




00175553914057

# Altivar Remote Display Kit

## VW3A1102



### DANGER

#### HAZARD OF ELECTRIC SHOCK, EXPLOSION, OR ARC FLASH

- Only appropriately trained persons who are familiar with and fully understand the contents of the present manual and all other pertinent product documentation and who have received all necessary training to recognize and avoid hazards involved are authorized to work on and with this equipment.
- Installation, adjustment, repair, and maintenance must be performed by qualified personnel.
- Verify compliance with all local and national electrical code requirements as well as all other applicable regulations with respect to grounding of all equipment.
- Before performing work and/or applying voltage on the equipment, follow the instructions given in the appropriate installation manual.

**Failure to follow these instructions will result in death or serious injury.**

### CAUTION

#### SHARP EDGES



Use all necessary personal protective equipment (PPE) such as gloves when performing any type of work whatsoever on or with this product.

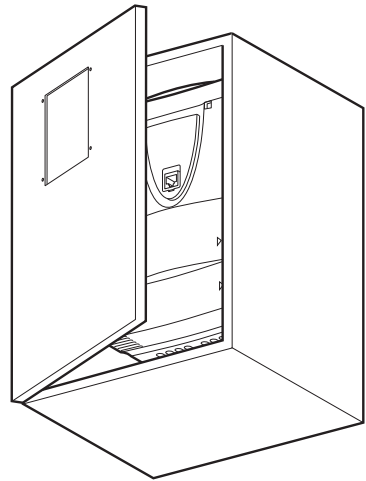
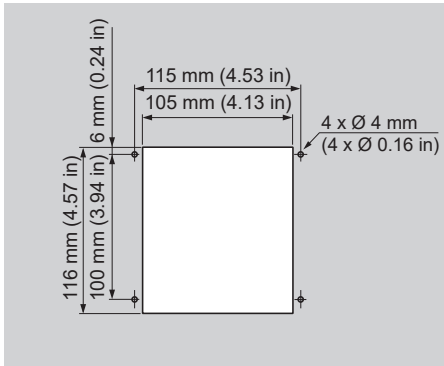
**Failure to follow these instructions can result in injury or equipment damage.**

Electrical equipment should be installed, operated, serviced, and maintained only by qualified personnel. No responsibility is assumed by Schneider Electric for any consequences arising out of the use of this product. © 2025 Schneider Electric. All Rights Reserved.


**UK**  
**CA** MANUFACTURER  
Schneider Electric Industries SAS  
35 rue Joseph Monier  
Rueil Malmaison 92500 France

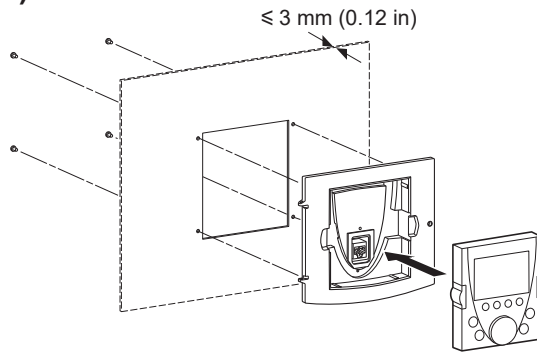
UK REPRESENTATIVE  
Schneider Electric Limited  
Stafford Park 5  
Telford, TF3 3BL United Kingdom

1)

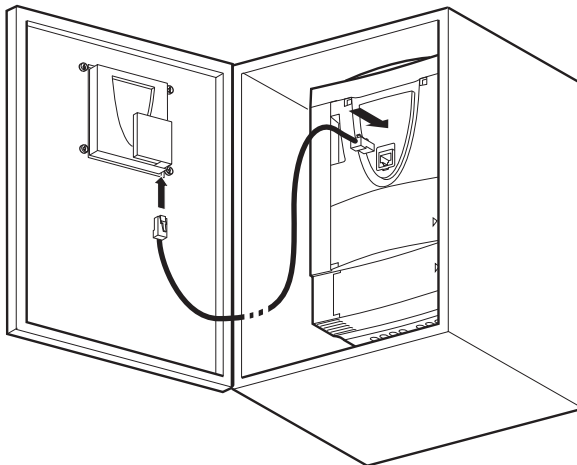


2)

**CFA**   
 0.69 to 0.88 N.m  
 (6.11 to 7.79 lb.in)



3)



1 : 1

