

FASCI DI LUCE IN SCENA.

LIGHT BEAMS TAKING CENTRE STAGE.

Axiom è una famiglia completa di cilindri luminosi pensata per disegnare lo spazio con fasci di luce concentrati. Applique biemissione, sospensioni, versioni mini, multipli a canopy tondo e bedside da lettura creano soluzioni puntuali per casa, ristorazione e hospitality, anche su binario trifase e monofase.

Axiom is a comprehensive family of luminous cylinders designed to shape space through concentrated beams of light. Double-emission wall lights, pendants, mini versions, multiple fittings with round canopy and bedside reading solutions create precise lighting applications for residential, restaurant and hospitality settings, also available for three-phase and single-phase track systems.

DESIGN
TRASVERSALE.
CROSS-DISCIPLINARY
DESIGN.



AXIOM *evo*



New

Applique biemissione, versione a plafone di differenti misure e attacchi, bedside, soluzioni a sospensioni nelle varianti a cascata multipla lineare o con canopy tondo per gestire sia la luce d'ambiente che l'illuminazione d'accento.

Double-emission wall lights, ceiling-mounted versions in different sizes and fittings, bedside options, and pendant solutions in linear multi-drop or round-canopy configurations, designed to manage both ambient lighting and accent illumination.

GU10



E27



LED

PLAFONE
CEILING

GU10

LED

PARETE
WALL

Massima libertà: lampadina GU10, E27, oppure modulo COB LED 3000K con alimentatore integrato nel corpo.

Maximum flexibility: GU10 or E27 lamp options, or a 3000K COB LED module with integrated driver housed within the fitting.

LED

SOSPENSIONE
SUSPENSION

GU10



E27



LED



AXIOM mini evo, parete e sospensione dal diametro di soli 25 mm e fascio 36° per illuminare con precisione tavoli, banconi, nicchie e dettagli architettonici.

AXIOM mini evo, wall and pendant version with a diameter of just 25 mm and a 36° beam angle, designed to illuminate tables, counters, niches and architectural details with precision.



SOSPENSIONE
SUSPENSION



In abbinamento a
To combine to

SQUASH/SQUASH PRO
BINARIO MONOFASE
MONOPHASE TRACK

In abbinamento a
To combine to

GROOVE *evo*
BINARIO TRIFASE
THREEPHASE TRACK

In abbinamento a
To combine to

YAKI *evo*
BINARIO 48V
48V TRACK



INTERIOR Total Look



Proiettore orientabile da 25 mm a lato letto per una luce puntuale di lettura o cortesia, coordinata allo stile delle altre versioni a sospensione di AXIOM mini evo. Accensione touch, dimmerabile in quattro step.

25 mm adjustable bedside projector providing focused reading or courtesy lighting, coordinated with the style of the other AXIOM mini evo pendant versions. Touch activation with four-step dimming.





Per la versione a parete, la sostituzione delle lampadine GU10 è semplice e immediata: basta svitare le ghiera per accedere alla sorgente luminosa e cambiarla in pochi istanti, senza dover rimuovere il corpo illuminante né ricorrere all'intervento di un tecnico.

For the wall version, replacing the GU10 lamps is quick and straightforward: simply unscrew the retaining rings to access the light source and change it in moments, without removing the luminaire body or requiring a technician.

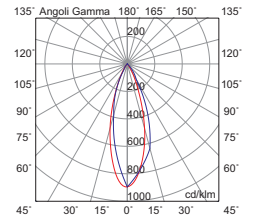
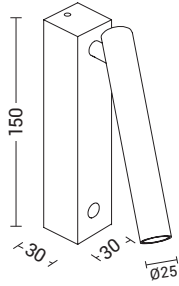




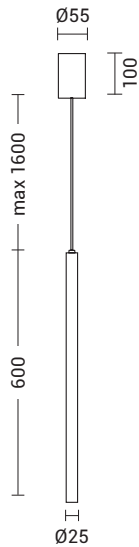




Codice Code	CCT	Flusso lm Flux lm	Potenza Wattage	Dimensioni mm Dimensions mm
AXI204XX	3000K	470	4,5W	30 x 30 x 150

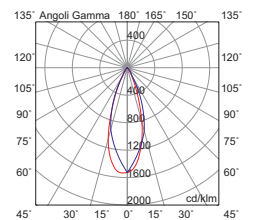


Codice Code	CCT	Flusso lm Flux lm	Potenza Wattage	Dimensioni mm Dimensions mm
AXI201XX	3000K	945	9W	Ø25 x 600



Cavo coassiale bianco per la finitura **B** e nero per le finiture **N, OR** e **TI**.
Lunghezza max 1600mm.
Rosone in tinta con il corpo lampada.

White coaxial cable for **B** finish and black for **N, OR** and **TI** finishes.
Lenght max 1600mm.
Ceiling rose matching to the lamp body.

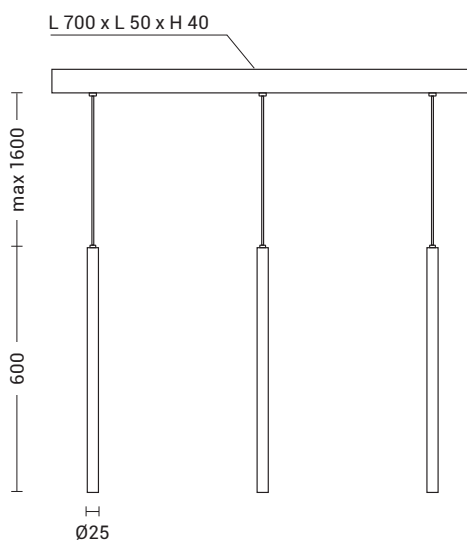


AXIOM *mini evo*

New

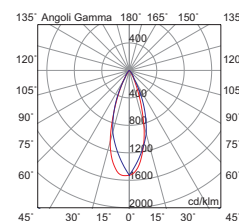


Codice Code	Rosone Ceiling rose	CCT	Flusso lm Flux lm	Potenza Wattage	Dimensioni mm Dimensions mm
AXI203BB	Bianco White	3000K	2835	3x9W	Ø25 x 600
AXI203NXX	Nero Black	3000K	2835	3x9W	Ø25 x 600

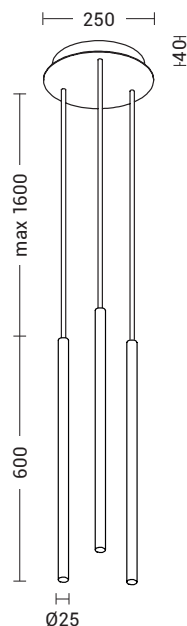


Rosone bianco e cavo coassiale bianco per la finitura **B**.
Rosone nero e cavo coassiale nero per le finiture **N**, **OR** e **TI**.
Lunghezza max 1600mm.

White ceiling rose and white coaxial cable for **B** finish.
Black ceiling rose and black coaxial cable for **N**, **OR** and **TI** finishes.
Lenght max 1600mm.

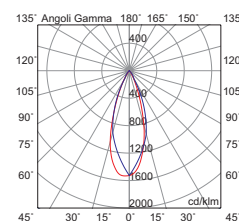


Codice Code	Rosone Ceiling rose	CCT	Flusso lm Flux lm	Potenza Wattage	Dimensioni mm Dimensions mm
AXI437BB	Bianco White	3000K	2835	3x9W	Ø25 x 600
AXI437NXX	Nero Black	3000K	2835	3x9W	Ø25 x 600



Rosone bianco e cavo coassiale bianco per la finitura **B**.
Rosone nero e cavo coassiale nero per le finiture **N**, **OR** e **TI**.
Lunghezza max 1600mm.

White ceiling rose and white coaxial cable for **B** finish.
Black ceiling rose and black coaxial cable for **N**, **OR** and **TI** finishes.
Lenght max 1600mm.



Finiture Finishes



B

solo per codice:
only for code:
AXI204
AXI201
AXI203B
AXI437B



N



OR



TI

solo per codice:
only for code:
AXI204
AXI201
AXI203N
AXI437N

Altre applicazioni Other applications

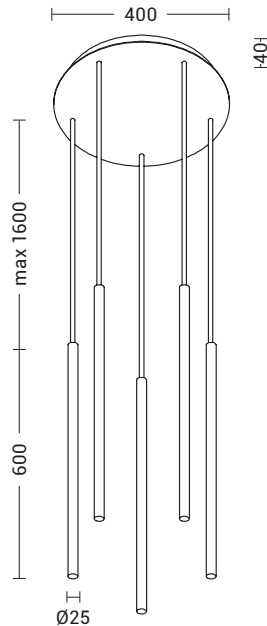


Binario Track:
48V YAKI *evo* - p.300

AXIOM mini *evo*

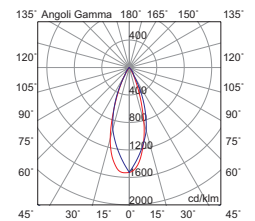


Codice Code	Rosone Ceiling rose	CCT	Flusso lm Flux lm	Potenza Wattage	Dimensioni mm Dimensions mm
AXI438BB	Bianco White	3000K	4725	5x9W	Ø25 x 600
AXI438NXX	Nero Black	3000K	4725	5x9W	Ø25 x 600

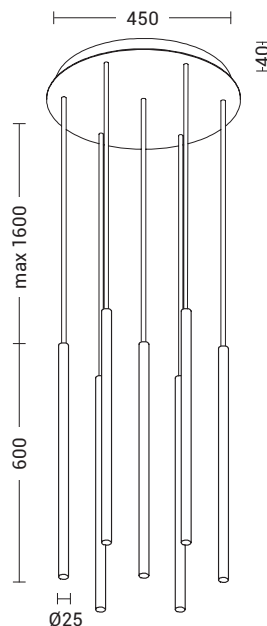


Rosone bianco e cavo coassiale bianco per la finitura **B**.
Rosone nero e cavo coassiale nero per le finiture **N, OR e TI**.
Lunghezza max 1600mm.

White ceiling rose and white coaxial cable for **B** finish.
Black ceiling rose and black coaxial cable for **N, OR** and **TI** finishes.
Lenght max 1600mm.

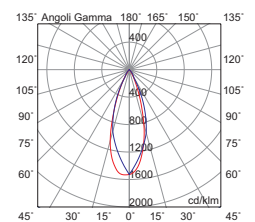


Codice Code	Rosone Ceiling rose	CCT	Flusso lm Flux lm	Potenza Wattage	Dimensioni mm Dimensions mm
AXI439BB	Bianco White	3000K	6615	7x9W	Ø25 x 600
AXI439NXX	Nero Black	3000K	6615	7x9W	Ø25 x 600



Rosone bianco e cavo coassiale bianco per la finitura **B**.
Rosone nero e cavo coassiale nero per le finiture **N, OR e TI**.
Lunghezza max 1600mm.

White ceiling rose and white coaxial cable for **B** finish.
Black ceiling rose and black coaxial cable for **N, OR** and **TI** finishes.
Lenght max 1600mm.



Finiture Finishes



B

solo per codice:
only for code:

AXI438B
AXI439B



N



OR



TI

solo per codice:
only for code:

AXI438N
AXI439N

Altre applicazioni Other applications

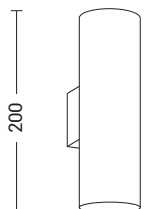


Binario Track:
48V YAKI *evo* - p.300

AXIOM *evo*



Codice Code		Potenza Wattage	Dimensioni mm Dimensions mm
AXI407XX	GU10	2x50W max	Ø55 x 200 x 65



∟65 ┆ Ø55 ┆



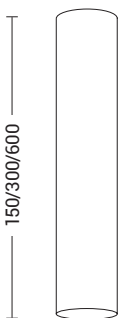
Codice Code	CCT	Flusso lm Flux lm	Potenza Wattage	Dimensioni mm Dimensions mm
AXI304XX	3000K	1260	12W	Ø55 x 300



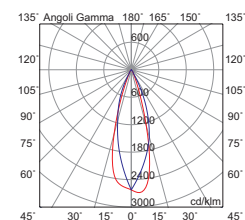
Codice Code		Potenza Wattage	Dimensioni mm Dimensions mm
AXI410XX	GU10	1x50W max	Ø55 x 150
AXI405XX	GU10	1x50W max	Ø55 x 300
AXI406XX	GU10	1x50W max	Ø55 x 600



Codice Code		Potenza Wattage	Dimensioni mm Dimensions mm
AXI411XX	E27	1x60W max	Ø55 x 150



┆ Ø55 ┆



AXI304

Finiture Finishes



B

N

OR

TI

Altre applicazioni Other applications



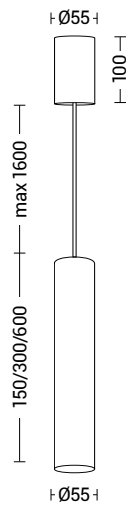
Binario Track:
trifase threephase GROOVE *evo* - p.325
monofase monophase SQUASH/PRO - p.350



Codice Code	CCT	Flusso lm Flux lm	Potenza Wattage	Dimensioni mm Dimensions mm
AXI301XX	3000K	1260	12W	Ø55 x 300

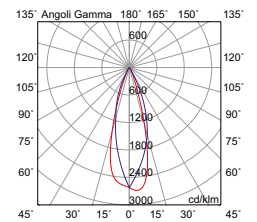


Codice Code	Base	Potenza Wattage	Dimensioni mm Dimensions mm
AXI413XX	GU10	1x50W max	Ø55 x 150
AXI401XX	GU10	1x50W max	Ø55 x 300
AXI402XX	GU10	1x50W max	Ø55 x 600



Cavo in tessuto bianco per la finitura **B** e nero per le finiture **N, OR** e **TI**.
Lunghezza max 1600mm.
Rosone in tinta con il corpo lampada.

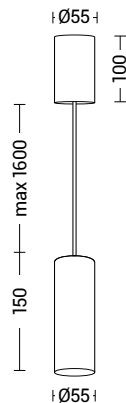
White fabric cable for **B** finish and black for **N, OR** and **TI** finishes.
Lenght max 1600mm.
Ceiling rose matching to the lamp body.



AXI301



Codice Code	Base	Potenza Wattage	Dimensioni mm Dimensions mm
AXI408XX	E27	1x60W max	Ø55 x 150



Cavo in tessuto bianco per la finitura **B** e nero per le finiture **N, OR** e **TI**.
Lunghezza max 1600mm.
Rosone in tinta con il corpo lampada.

White fabric cable for **B** finish and black for **N, OR** and **TI** finishes.
Lenght max 1600mm.
Ceiling rose matching to the lamp body.

AXIOM *evo*

New



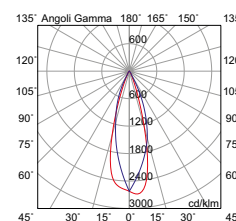
Codice Code	Rosone Ceiling rose	CCT	Flusso lm Flux lm	Potenza Wattage	Dimensioni mm Dimensions mm
AXI303B	Bianco White	3000K	3780	3x12W	Ø55 x 300
AXI303NXX	Nero Black	3000K	3780	3x12W	Ø55 x 300



Codice Code	Rosone Ceiling rose	Light bulb symbol	Potenza Wattage	Dimensioni mm Dimensions mm
AXI420B	Bianco White	GU10	3x50W max	Ø55 x 150
AXI420NXX	Nero Black	GU10	3x50W max	Ø55 x 150
AXI403B	Bianco White	GU10	3x50W max	Ø55 x 300
AXI403NXX	Nero Black	GU10	3x50W max	Ø55 x 300
AXI404B	Bianco White	GU10	3x50W max	Ø55 x 600
AXI404NXX	Nero Black	GU10	3x50W max	Ø55 x 600

Rosone bianco e cavo in tessuto bianco per la finitura **B**.
Rosone nero e cavo in tessuto nero per le finiture **N, OR e TI**.
Lunghezza max 1600mm.

White ceiling rose and white fabric cable for **B** finish.
Black ceiling rose and black fabric cable for **N, OR** and **TI** finishes.
Lenght max 1600mm.

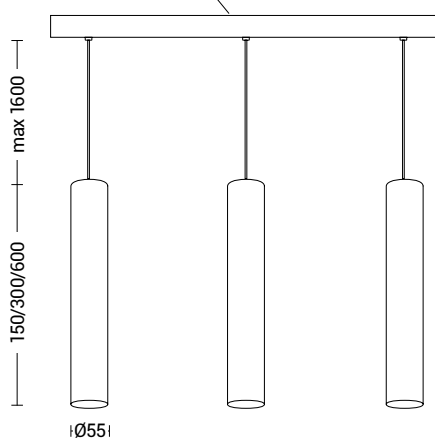


AXI303



Codice Code	Rosone Ceiling rose	Light bulb symbol	Potenza Wattage	Dimensioni mm Dimensions mm
AXI421B	Bianco White	E27	3x60W max	Ø55 x 150
AXI421NXX	Nero Black	E27	3x60W max	Ø55 x 150

L 700 x L 50 x H 40



Rosone bianco e cavo in tessuto bianco per la finitura **B**.
Rosone nero e cavo in tessuto nero per le finiture **N, OR e TI**.
Lunghezza max 1600mm.

White ceiling rose and white fabric cable for **B** finish.
Black ceiling rose and black fabric cable for **N, OR** and **TI** finishes.
Lenght max 1600mm.

Finiture Finishes

**B**

solo per codice:
only for code:
AXI303B
AXI420B
AXI403B
AXI404B
AXI421B

**N****OR****TI**

solo per codice:
only for code:
AXI303N
AXI420N
AXI403N
AXI404N
AXI421N

Altre applicazioni Other applications



Binario Track:
trifase threephase GROOVE *evo* - p.325
monofase monophase SQUASH/PRO - p.350



Codice Code	Rosone Ceiling rose	CCT	Flusso lm Flux lm	Potenza Wattage	Dimensioni mm Dimensions mm
AXI434BB	Bianco White	3000K	3780	3x12W	Ø55 x 300
AXI434NXX	Nero Black	3000K	3780	3x12W	Ø55 x 300



Codice Code	Rosone Ceiling rose	⌚	Potenza Wattage	Dimensioni mm Dimensions mm
AXI422BB	Bianco White	GU10	3x50W max	Ø55 x 150
AXI422NXX	Nero Black	GU10	3x50W max	Ø55 x 150
AXI423BB	Bianco White	GU10	3x50W max	Ø55 x 300
AXI423NXX	Nero Black	GU10	3x50W max	Ø55 x 300
AXI424BB	Bianco White	GU10	3x50W max	Ø55 x 600
AXI424NXX	Nero Black	GU10	3x50W max	Ø55 x 600



Codice Code	Rosone Ceiling rose	⌚	Potenza Wattage	Dimensioni mm Dimensions mm
AXI431BB	Bianco White	E27	3x60W max	Ø55 x 150
AXI431NXX	Nero Black	E27	3x60W max	Ø55 x 150



Codice Code	Rosone Ceiling rose	CCT	Flusso lm Flux lm	Potenza Wattage	Dimensioni mm Dimensions mm
AXI435BB	Bianco White	3000K	6300	5x12W	Ø55 x 300
AXI435NXX	Nero Black	3000K	6300	5x12W	Ø55 x 300



Codice Code	Rosone Ceiling rose	⌚	Potenza Wattage	Dimensioni mm Dimensions mm
AXI425BB	Bianco White	GU10	5x50W max	Ø55 x 150
AXI425NXX	Nero Black	GU10	5x50W max	Ø55 x 150
AXI426BB	Bianco White	GU10	5x50W max	Ø55 x 300
AXI426NXX	Nero Black	GU10	5x50W max	Ø55 x 300
AXI427BB	Bianco White	GU10	5x50W max	Ø55 x 600
AXI427NXX	Nero Black	GU10	5x50W max	Ø55 x 600



Codice Code	Rosone Ceiling rose	⌚	Potenza Wattage	Dimensioni mm Dimensions mm
AXI432BB	Bianco White	E27	5x60W max	Ø55 x 150
AXI432NXX	Nero Black	E27	5x60W max	Ø55 x 150

Finiture Finishes



B

solo per codice:
only for code:

AXI434B, AXI422B
AXI423B, AXI424B
AXI431B, AXI435B
AXI425B, AXI426B
AXI427B, AXI432B



N



OR



TI

solo per codice:
only for code:

AXI434N, AXI422N
AXI423N, AXI424N
AXI431N, AXI435N
AXI425N, AXI426N
AXI427N, AXI432N

Altre applicazioni Other applications



Binario Track:
 trifase threephase GROOVE *evo* - p.325
 monofase monophase SQUASH/PRO - p.350

AXIOM^{evo}

New



Codice Code	Rosone Ceiling rose	CCT	Flusso lm Flux lm	Potenza Wattage	Dimensioni mm Dimensions mm
AXI436BB	Bianco White	3000K	8820	7x12W	Ø55 x 300
AXI436NXX	Nero Black	3000K	8820	7x12W	Ø55 x 300



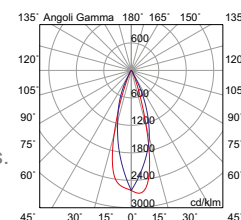
Codice Code	Rosone Ceiling rose	⚡	Potenza Wattage	Dimensioni mm Dimensions mm
AXI428BB	Bianco White	GU10	7x50W max	Ø55 x 150
AXI428NXX	Nero Black	GU10	7x50W max	Ø55 x 150
AXI429BB	Bianco White	GU10	7x50W max	Ø55 x 300
AXI429NXX	Nero Black	GU10	7x50W max	Ø55 x 300
AXI430BB	Bianco White	GU10	7x50W max	Ø55 x 600
AXI430NXX	Nero Black	GU10	7x50W max	Ø55 x 600



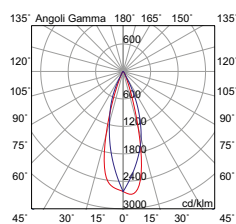
Codice Code	Rosone Ceiling rose	⚡	Potenza Wattage	Dimensioni mm Dimensions mm
AXI433BB	Bianco White	E27	7x60W max	Ø55 x 150
AXI433NXX	Nero Black	E27	7x60W max	Ø55 x 150

Rosone bianco e cavo in tessuto bianco per la finitura **B**.
Rosone nero e cavo in tessuto nero per la finitura **N, OR** e **TI**.
Lunghezza max 1600mm.

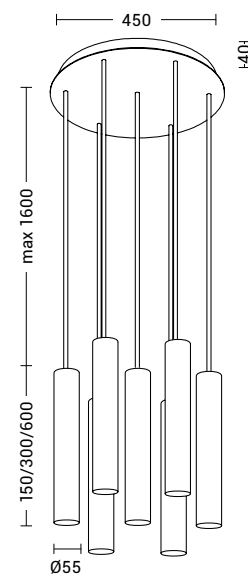
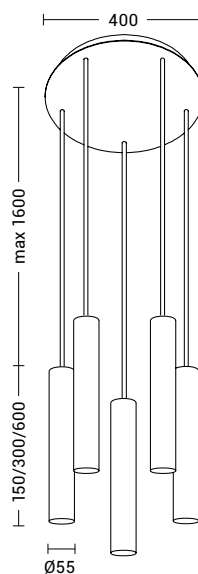
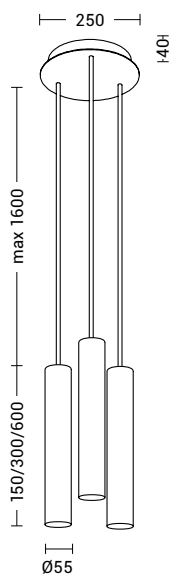
White ceiling rose and white fabric cable for **B** finish.
Black ceiling rose and black fabric cable for **N, OR** and **TI** finishes.
Lenght max 1600mm.



AXI436



AXI434-AXI435



Finiture Finishes



B

solo per codice:
only for code:
AXI436B, AXI428B
AXI429B, AXI430B
AXI433B



N



OR



TI

solo per codice:
only for code:
AXI436N, AXI428N
AXI429N, AXI430N
AXI433N

Altre applicazioni Other applications



Binario Track:
trifase threephase GROOVE^{evo} - p.325
monofase monophase SQUASH/PRO - p.350

AXIOM *evo*



GROOVE *evo*

TRIFASE THREEPHASE



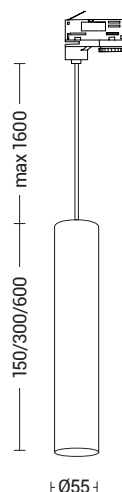
Codice Code	CCT	Flusso lm Flux lm	Potenza Wattage	Dimensioni mm Dimensions mm
AXI306XX	3000K	1260	12W	Ø55 x 300



Codice Code	Base	Potenza Wattage	Dimensioni mm Dimensions mm
AXI416XX	GU10	1x50W max	Ø55 x 150
AXI418XX	GU10	1x50W max	Ø55 x 300
AXI419XX	GU10	1x50W max	Ø55 x 600



Codice Code	Base	Potenza Wattage	Dimensioni mm Dimensions mm
AXI417XX	E27	1x50W max	Ø55 x 150

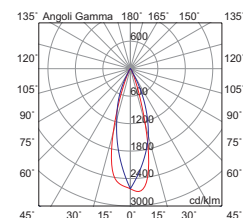


Adattatore bianco e cavo in tessuto bianco per la finitura **B**.
Adattatore nero e cavo in tessuto nero per le finiture **N, OR e TI**.
Lunghezza cavo max 1600mm.

White adapter and white fabric cable for **B** finish.
Black adapter and black fabric cable for **N, OR and TI** finishes.
Cable length max 1600mm.



INTERIOR Total Look



AXI306

Finiture Finishes



Altre applicazioni Other applications



Parete Wall - p.93
Plafone Ceiling - p.93
Sospensione Suspension - p.94



Binario Track:
monofase monophase - p.350

AXIOM *ero*

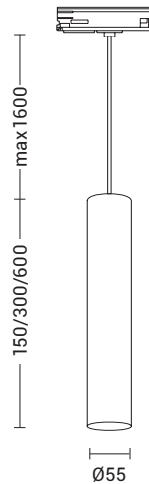
Codice Code	CCT	Flusso lm Flux lm	Potenza Wattage	Dimensioni mm Dimensions mm
AXI305XX	3000K	1260	12W	Ø55 x 300



Codice Code	Bulb	Potenza Wattage	Dimensioni mm Dimensions mm
AXI414XX	GU10	1x50W max	Ø55 x 150
AXI409XX	GU10	1x50W max	Ø55 x 300
AXI412XX	GU10	1x50W max	Ø55 x 600



Codice Code	Bulb	Potenza Wattage	Dimensioni mm Dimensions mm
AXI415XX	E27	1x50W max	Ø55 x 150

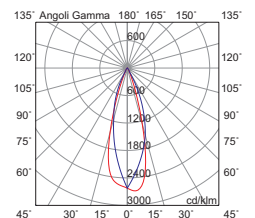


Adattatore bianco e cavo in tessuto bianco per la finitura **B**.
Adattatore nero e cavo in tessuto nero per le finiture **N**, **OR** e **TI**.
Lunghezza cavo max 1600mm.


White adapter and white fabric cable for **B** finish.
Black adapter and black fabric cable for **N**, **OR** and **TI** finishes.
Cable length max 1600mm.




INTERIOR Total Look



Finiture Finishes



Altre applicazioni Other applications



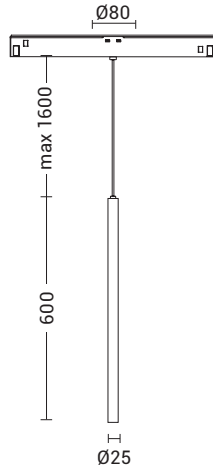
Parete Wall - p.93
Plafone Ceiling - p.93
Sospensione Suspension - p.94

Binario Track:
trifase threephase GROOVE *ero* - p.325

AXIOM mini ero

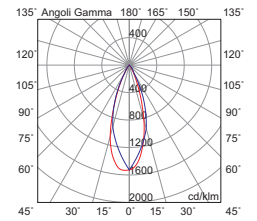


Codice Code	CCT	Flusso lm Flux lm	Potenza Wattage	Dimensioni mm Dimensions mm
<i>new</i> AXI205XX	3000K	945	9W	Ø25 x 600



Adattatore bianco e cavo in tessuto bianco per la finitura **B**.
Adattatore nero e cavo in tessuto nero per le finiture **N, OR e TI**.
Lunghezza cavo max 1600mm.

White adapter and white fabric cable for **B** finish.
Black adapter and black fabric cable for **N, OR and TI** finishes.
Cable length max 1600mm.



INTERIOR Total Look

Finiture Finishes



Altre applicazioni Other applications



Parete Wall - p.90
Sospensione Suspension - p.90