






# ASIA




Lampada a sospensione a forma conica in metallo verniciato a polveri, progettata in due differenti misure, in finitura bianca o nera, con interno bianco o oro satinato. Disponibile in versione singola, con kit decentramento a tre o cinque elementi o con possibilità di decentramento dal punto luce. Soluzione disponibile anche per binario SQUASH, SQUASH PRO e GROOVE EVO. Attacco E27/E14 che consentono di montare lampadina LED.

Conical shaped metal powder-coated suspension lamp, designed in two different sizes, the in power painted metal, designed in two different shape, available in black or white finish, with interior in white or satin gold finish.

Available in single version, with decentralization kit for three or five luminaires and with decentralization from light source. Available also for track installation SQUASH, SQUASH PRO and GROOVE EVO. E27/E14 lamps holder that allows mounting the LED lamp.




— Ø 150/245 —



— Ø 150/245 —




Codice Code		Potenza Wattage	Dimensioni mm Dimensions mm
<b>ASI001XX</b>	E27	1x75W max	Ø245 x 300
<b>ASI101XX</b>	E14	1x60W max	Ø150 x 200

Rosone bianco e cavo in pvc trasparente per il corpo lampada bianco **B** e **BOS**, inclusi.  
Rosone nero e cavo in tessuto nero per il corpo lampada nero **N** e **NB**, inclusi.  
Lunghezza cavo max 1100mm.

White ceiling rose and transparent pvc cable for white lamp body **B** and **BOS** finishes, included.

Black ceiling rose and black fabric cable for black lamp body **N** and **NB** finishes, included.  
Lenght max 1100mm.



Codice Code		Potenza Wattage	Dimensioni mm Dimensions mm
<b>ASI002XX</b>	E27	1x75W max	Ø245 x 300
<b>ASI102XX</b>	E14	1x60W max	Ø150 x 200

Corpo diffondente con cavo da 5 metri, trasparente per il corpo lampada bianco **B** e **BOS**, in tessuto nero per il corpo lampada nero **N** e **NB**. Completare con Kit decentramento o rosone.

Diffuser body with 5 meter cable, transparent cable for white lamp body **B** and **BOS** finishes, black fabric cable for black lamp body **N** and **NB** finishes. Complete with decentralization kit or ceiling rose.

# ASIA















ROS109B + 5 x ASI002BOS



KITDEC103NB + 3 x ASI002NB

## KIT DECENTRAMENTO/ROSONI DECENTRALIZATION KIT/CEILING ROSES

	Codice Code	Finitura Finishing	Dimensioni mm Dimensions mm	Descrizione Description
 x1	<b>MT.31B</b> <b>MT.31N</b>	bianco white nero black	18 I  Ø22	Nottolino singolo Single hook
 x5	<b>KITDEC201B</b> <b>KITDEC201N</b>	bianco white nero black	100 I  I-32 I	KIT decentramento a parete per spostamento punto luce Wall lamp KIT for decentralization from light source
 x1	<b>KITDEC101B</b> <b>KITDEC101N</b>	bianco white nero black	25 I  I-Ø120 I	KIT decentramento 1 elemento 1 lamp KIT
 x3	<b>KITDEC103B</b> <b>KITDEC103N</b>	bianco white nero black	25 I  I-Ø120 I	KIT decentramento 3 elementi 3 lamps KIT
 <i>new</i>	<b>ROS108B</b> <b>ROS108N</b>	bianco white nero black	40 I  I-Ø450 I	Rosone 3 elementi 3 lamps ceiling rose
 <i>new</i>	<b>ROS109B</b> <b>ROS109N</b>	bianco white nero black	40 I  I-Ø650 I	Rosone 5 elementi 5 lamps ceiling rose

### Finiture Finishes



B

BOS

NB

N

### Altre applicazioni Other applications

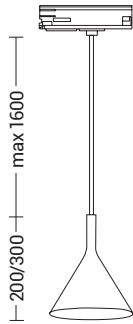


Binario Track:  
trifase threephase GROOVE *evo* - p.327  
monofase monophase SQUASH/PRO - p.352

# ASIA



Codice Code	⚡	Potenza Wattage	Dimensioni mm Dimensions mm
<b>ASI104XX</b>	E14	1x60W max	Ø150 x 200
<b>ASI204XX</b>	E27	1x75W max	Ø225 x 300



HØ 150/225

Adattatore bianco e cavo in pvc trasparente per il corpo lampada bianco **B** e **BOS**.  
 Adattatore nero e cavo in tessuto nero per il corpo lampada nero **N** e **NB**.  
 Lunghezza cavo max 1600mm.

White adapter and transparent pvc cable for white lamp body **B** and **BOS** finishes.  
 Black adapter and black fabric cable for black lamp body **N** and **NB** finishes.  
 Length max 1600mm.



### Finiture Finishes



### Altre applicazioni Other applications



Sospensione Suspension - p.498


Binario Track:  
 trifase threephase GROOVE *crò* - p.327

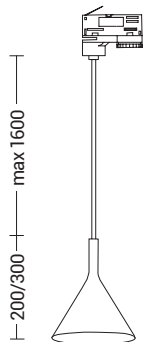
# GROOVE *evo*

## TRIFASE THREEPHASE

### ASIA



Codice Code		Potenza Wattage	Dimensioni mm Dimensions mm
<b>ASI103XX</b>	E14	1x60W max	Ø150 x 200
<b>ASI203XX</b>	E27	1x75W max	Ø225 x 300



Ø 150/225

Adattatore bianco e cavo in pvc trasparente per il corpo lampada bianco **B** e **BOS**.

Adattatore nero e cavo in tessuto nero per il corpo lampada nero **N** e **NB**.

Lunghezza cavo max 1600mm.

White adapter and transparent pvc cable for white lamp body **B** and **BOS** finishes.

Black adapter and black fabric cable for black lamp body **N** and **NB** finishes.

Length max 1600mm.



Finiture Finishes



**B**

**BOS**

**NB**

**N**

Altre applicazioni Other applications



Sospensione Suspension - p.498

Binario Track:  
monofase monophase - p.352

Restyle