

Collezione. Collection.





Lampada da parete in gesso biemissione, con struttura cava proposta in diverse forme in versione squadrata o tondeggiante. Struttura in gesso, che consente la pittura del corpo in finitura colore a propria scelta. Attacco tradizionale che consente di montare lampadina LED.


Wall plaster lamp, with direct-indirect light emission. Hollow structure in different dimensions, available in square or rounded shape. Plaster structure, free chance to paint the body surface as desired. Standard lamp holder, that allows mounting LED lamp.


VITTORI







Codice Code		Potenza Wattage	Dimensioni mm Dimensions mm
VIT001	G9	1x33W max	105 x 90 x 120




Codice Code		Potenza Wattage	Dimensioni mm Dimensions mm
VIT002	G9	1x33W max	180 x 90 x 90

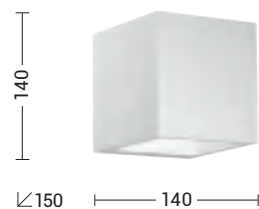
VITTORI





Codice Code		Potenza Wattage	Dimensioni mm Dimensions mm
VIT004	GU10	2x50W max	∅75 x 250 x 100




Codice Code		Potenza Wattage	Dimensioni mm Dimensions mm
A.7227-10	GU10	2x50W max	90 x 210 x 110



Codice Code		Potenza Wattage	Dimensioni mm Dimensions mm
A.7227-15	E14	1x60W max	140 x 140 x 150



Codice Code		Potenza Wattage	Dimensioni mm Dimensions mm
VIT003	G9	2x33W max	197 x 135 x 115

Finiture Finishes



Gesso Plaster



Verniciabile Painted