

Accessibile. Affordable.



Segnapasso LED da esterno calpestabile IP67 (max. 1000Kg), 1W 350mA; struttura in alluminio.

Disponibile in due temperature colore, 3000K e 4000K, e nelle versioni da una o quattro finestre.

Necessita di alimentatore da installare in remoto, cassaforma in dotazione. Disponibili giunti certificati IP68 per la realizzazione delle connessioni elettriche, sicure, durevoli e con barriera anticondensa.

IP67 walk over outdoor LED steplight (pressure load up to 1000Kg) with 1W 350mA; aluminium body.


Available in two gradations, 3000K and 4000K, and in the versions with one or four windows.

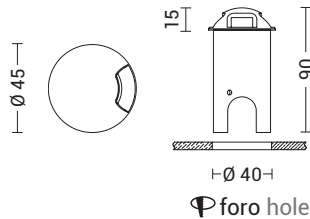
Needs remote LED driver to be ordered separately, recessed box included. IP68 linear connectors for moisture protection and anti-condensation linear joints are available.

EDI




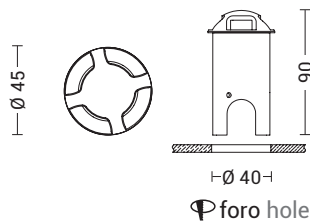
Codice Code	CCT	Flusso lm Flux lm	Potenza Wattage	Dimensioni mm Dimensions mm
6538-C	3000K	90	2W	Ø45 x 90
6538-F	4000K	100	2W	Ø45 x 90

 calpestabile max Kg 1000
walk over max Kg 1000



Codice Code	CCT	Flusso lm Flux lm	Potenza Wattage	Dimensioni mm Dimensions mm
6541-C	3000K	90	2W	Ø45 x 90
6541-F	4000K	100	2W	Ø45 x 90

 calpestabile max Kg 1000
walk over max Kg 1000

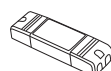


Finiture Finishes



Alluminio satinato Satin aluminium

Accessori Accessories



alimentatore LED
LED driver

p.928



connessione
IP68
connection

p.945



cassaforma
inclusa
recessed box
included