



Profilo in alluminio estruso per alloggiare strip LED, fornito in lunghezza 2000mm, sezionabile.

Disponibile in tre finiture, bianco, grigio e nero.

Prodotto estremamente versatile nei vari ambiti applicativi e dal ridotto spessore e ingombro che lo connotano come un apparecchio molto minimal, soli 18,5 mm di larghezza.

Da completare con diffusore in policarbonato - trasparente, opale o nero - e accessori che ne consentono il montaggio a parete, a soffitto e a sospensione.

Disponibile profilo di copertura in tinta che permette di effettuare la monoemissione - luce diretta o indiretta.

Linear profile in extruded aluminium, for placing strip LED. 2000mm long body, cut to size.

Available in three finishes, white, grey and black.

Extremely versatile product, for various installations, and very thin body and very minimal design, only 18,5 mm width.

To be complete with polycarbonate diffuser - transparent, opal or black - and accessories that allow wall, ceiling and suspended mounting.

Available covering profile in the same color that allows for direct light - direct or indirect light.

WASABI

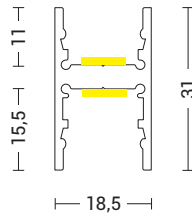
PARETE/PLAFONE/SOSPENSIONE
WALL/CEILING/SUSPENSION



Codice
Code

WAS001XX

2000 x 18,5 x 31 mm



servizio service **TAILOR MADE**

esempio example


cod. **WAS001GRCM** + **WAS001TRCM**



modulo cieco per sospensione
monoemissione
blank module for direct or indirect light



schermo superiore per sospensione
biemissione
upper diffuser for direct and direct-indirect light



modulo cieco per versione a parete
monoemissione
blank module for direct or indirect light



schermo superiore per versione a parete
biemissione
upper diffuser for direct and direct-indirect light

Finiture Finishes



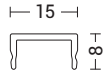
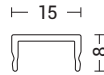
Accessori Accessories

strip LED - max 25W/mt totale
luce diretta e indiretta
strip LED - max 25W/mt total
direct and direct-indirect light

p.422

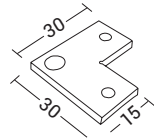
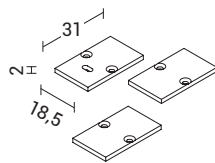
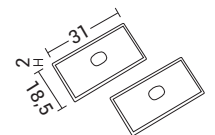
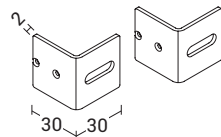
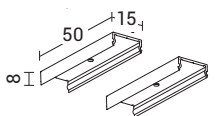
driver
p.432

controller
p.434

**ACCESSORI
ACCESSORIES**Codice
Code**WAS008TR** trasparente transparent**WAS008OP** opale opal**WAS008N** nero blackDiffusore superiore in policarbonato opale, trasparente o nero, per sospensione biemissione. 2mt.
Polycarbonate upper diffuser, in opal, transparent or black finish, for direct-indirect light emission. 2mt.Codice
Code**WAS003XX**

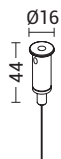
Modulo cieco, in tinta, per versione monoemissione (luce diretta o indiretta). 2mt.

Blank module, in painted aluminium, for direct or indirect light emission. 2mt.

Codice
Code**WAS006**Giunto angolare per tenere uniti due profili e creare un angolo di 90°.
Linear joint, necessary to hold two profiles creating a 90° angle.Codice
Code**WAS004XX**Tappi di chiusura (3pz) in alluminio.
Aluminium end caps (3pcs).Codice
Code**WAS007XX**Tappi di chiusura in plastica (2pz).
Plastic end caps (2pcs).Codice
Code**WAS005XX**Kit attacco a parete in alluminio (2pz).
Aluminium wall kit (2pcs).Codice
Code**WAS002XX**

Attacchi a plafone in alluminio o supporti per il cavo di tenuta, nella versione sospensione. 2 pezzi.

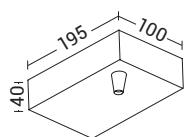
Aluminium ceiling kit or modules where the suspension ropes need to be attached on the suspended version. 2 pieces.



Codice
Code

WAS001MT

Fune in acciaio (2000mm, carico massimo 7Kg) e nottolino in ottone cromato con dispositivo per regolazione millimetrica.
Wire rope (2000 mm, max load 7 Kg) and chromed brass ceiling rose with device for millimetric regulation.



Codice
Code

EBIO17XX


Rosone in alluminio, per alloggiare l'alimentatore LED nella versione a sospensione.
Aluminium ceiling rose, where the LED driver can be housed for the suspended version.



Finiture Finishes



B



GR



N

Accessori Accessories

strip LED - max 25W/mt totale
luce diretta e indiretta
strip LED - max 25W/mt total
direct and direct-indirect light

p.422

driver
p.432

controller
p.434