



Incasso a LED a parete segnapasso per esterno IP67, applicabile in superfici in muratura e cartongesso.


Struttura in pressofusione di alluminio con anello in alluminio e diffusore in vetro trasparente per la versione tutta luce.

Struttura e anello in acciaio INOX anticorrosione (AISI316) per la versione con effetto lama di luce. Cassaforma in dotazione.

IP67 outdoor wall recessed LED luminaire steplight. For plaster and stonework walls.

Die-cast aluminium body with aluminium ring and clear glass diffuser for full light emission version. Stainless steel (AISI316) corrosion resistant body and ring for light blade effect version.

ODYSSEY





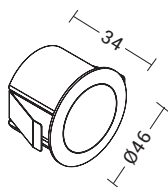
Alimentatore LED da ordinare come accessorio e da installare in remoto. Disponibili giunti certificati IP68 per la realizzazione delle connessioni elettriche con barriera anticondensa.

Supplied with recessed box. Remote driver as accessory to be ordered separately. IP68 linear connectors for moisture protection and anti-condensation linear joints are available.

ODYSSEY



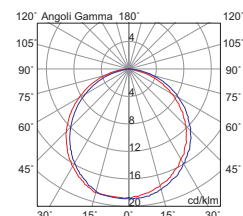
Codice Code	CCT	Flusso lm Flux lm	Potenza Wattage	Dimensioni mm Dimensions mm
ODY005	3000K	120	1,4W	Ø46 x 34



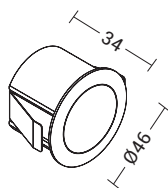
70



Φ foro hole
Ø 44



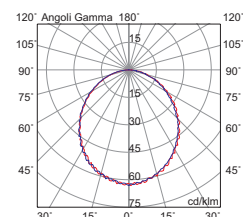
Codice Code	CCT	Flusso lm Flux lm	Potenza Wattage	Dimensioni mm Dimensions mm
ODY001	3000K	180	2,8W	Ø46 x 34



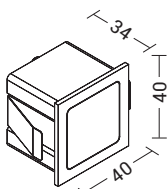
70



Φ foro hole
Ø 44



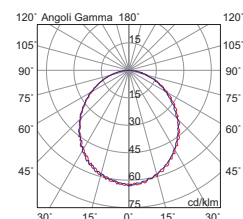
Codice Code	CCT	Flusso lm Flux lm	Potenza Wattage	Dimensioni mm Dimensions mm
ODY003	3000K	180	2,8W	40 x 40 x 34



70



▽ foro hole
39x39



Finiture Finishes



solo per codice:
only for code:
ODY005

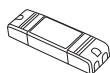
Acciaio AISI316
Stainless steel AISI316



Nero
Black

solo per codici:
only for codes:
ODY001
ODY003

Accessori Accessories



alimentatore LED
LED driver

p.432



connessione
IP68
connection

p.945



cassaforma
inclusa
recessed box
included