

LINEE DI LUCE.

LINEES OF LIGHT.

Wire è il sistema a tesata compatto che porta la luce esattamente dove serve, anche quando soffitti e pareti non permettono installazioni tradizionali. Il doppio cavo da 160mm ospita moduli LED e farette orientabili, per illuminare in modo preciso abitazioni, negozi, uffici e hotel con un'unica struttura leggera e discreta.

Wire is a compact catenary system that brings light exactly where it is needed, even when ceilings and walls do not allow traditional installations. The double 160mm cable supports LED modules and adjustable spotlights, providing precise illumination for homes, shops, offices and hotels through a single, lightweight and discreet structure.

VERSATILE,
MODULARE,
ORIENTABILE.
VERSATILE, MODULAR,
ADJUSTABLE.


WIRE



Restyle



LED



GU10

HOLE MANUKA

Grazie all'integrazione dei proiettori Hole e Manuka, Wire diventa un sistema illuminotecnico completo e attuale, capace di dialogare con entrambe le serie e creare scenari di luce coordinati.

Thanks to the integration of Hole and Manuka projectors, Wire becomes a complete and contemporary lighting system, able to coordinate seamlessly with both ranges and create harmonised lighting scenarios.



E27

Massima flessibilità progettuale, con doppio cavo con interasse 160mm che consente di posizionare corpi lineari o spot dove serve, anche in ambienti irregolari.

Maximum design flexibility, with a double cable system (160mm centre-to-centre) that allows linear luminaires or spotlights to be positioned exactly where needed, even in irregular spaces.



R7s 78 mm

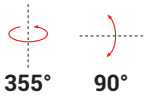
La gamma comprende elementi luminosi diversi per forma e funzione: soluzioni lineari a LED con luce diffusa, apparecchi a emissione singola o doppia e spot con attacchi GU10, R7s ed E27. Corpi orientabili e liberamente posizionabili lungo i cavi permettono di modellare la luce con precisione su tavoli, vetrine, pareti e percorsi, offrendo massima libertà progettuale.



LED

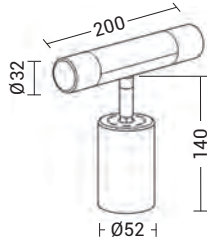
The range includes lighting elements that differ in form and function: linear LED solutions with diffused light, single- or double-emission luminaires, and spotlights with GU10, R7s and E27 lampholders. Adjustable bodies, freely positionable along the cables, allow light to be shaped with precision on tables, display cases, walls and pathways, offering maximum design freedom.

MANUKA GU10

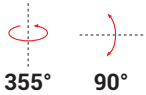


new

Codice Code		Potenza Wattage	Dimensioni mm Dimensions mm
WIR302XX	GU10	1x50W max	Ø32 x 200 x 140

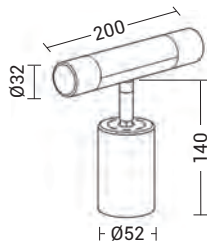


MANUKA E27



new

Codice Code		Potenza Wattage	Dimensioni mm Dimensions mm
WIR303XX	E27	1x50W max	Ø32 x 200 x 140

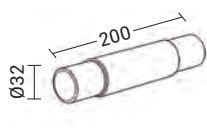


R7s78



new

Codice Code		Potenza Wattage	Dimensioni mm Dimensions mm
WIR115XX	R7s78	1x50W max	Ø32 x 200




Finiture Finishes



B **N**

Altre applicazioni Other applications MANUKA



Incasso Recessed - p.78
 Parete Wall - p.78
 Plafone Ceiling - p.78
 Binario trifase Threephase - p.324
 Binario monofase Monophase - p.349

WIRE

HOLE



new



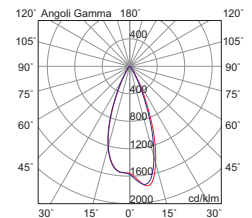
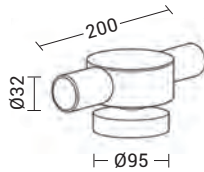
Codice Code	CCT	Flusso lm Flux lm	Potenza Wattage	Dimensioni mm Dimensions mm
WIR118XX	3000K	1446	13W	Ø32 x 200 x 78



new




Codice Code	CCT	Flusso lm Flux lm	Potenza Wattage	Dimensioni mm Dimensions mm
WIR018XX	3000K	1446	13W	Ø32 x 200 x 78



Restyle

Finiture Anello Ring finishes

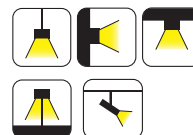


Accessori Accessories



MT.HOL12
ottica intercambiabile (12°)
interchangeable optic (12°)
per codici for codes:
WIR118/WIR018

Altre applicazioni Other applications



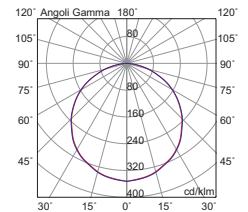
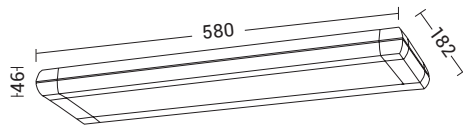
Plafone Ceiling - p.65
Parete Wall - p.65
Sospensione Suspension - p.66
Piantana Floor lamp - p.67
Binario 48V Track - p.299
Binario trifase Threephase - p.328

WIRE

MONOEMISSIONE LUCE DIRETTA DIRECT LIGHT



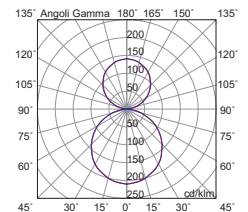
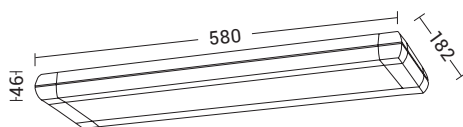
Codice Code	CCT	Flusso lm Flux lm	Potenza Wattage	Dimensioni mm Dimensions mm
WIR109XX	3000K	2850	20W	580 x 182 x 46
WIR110XX	4000K	3000	20W	580 x 182 x 46



BIEMISSIONE DIRECT - INDIRECT LIGHT



Codice Code	CCT	Flusso lm Flux lm	Potenza Wattage	Dimensioni mm Dimensions mm
WIR111XX	3000K	2850+2470	20W+18W	580 x 182 x 46
WIR112XX	4000K	3000+2600	20W+18W	580 x 182 x 46



Sistema di aggancio rapido senza l'ausilio di utensili.

Fixing system for a quick tool-free installation.



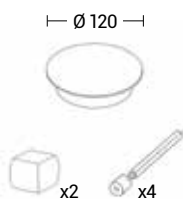
Finiture Finishes



B

GR

ACCESSORI ACCESSORIES

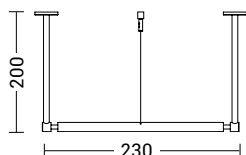


Codice
Code

20305-XX

Kit di fissaggio e alimentazione a parete o soffitto (scatola di alimentazione, cavo e agganci). Lunghezza del cavo in dotazione (cavo a un conduttore) 1000mm.

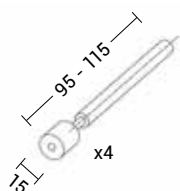
Wall or ceiling fastening and power supply kit (power supply box, cable and hooks). Length of supplied cable (cable with one wire) 1000mm.



Codice
Code

WIR501

Sostegno tesata e distanziatore in ottone cromato, per tendere i cavi da parete a soffitto o da soffitto a soffitto. Accessorio utilizzabile anche come sostegno. Cable support and ceiling spacer in chrome brass, to stretch the cables from wall to ceiling or from ceiling to ceiling. It can also be used as a support.



Codice
Code

20315

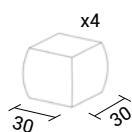
Kit di fissaggio regolabile e installabile a parete o soffitto con ganci (4 pezzi). Wall or ceiling fastening kit with hooks (4 pieces).



Codice
Code

20310

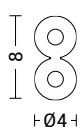
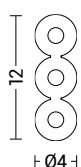
Kit di sostegno per eliminare la flessione dei cavi in installazioni lunghe o con diversi apparecchi (lunghezza massima della fune 1500mm). Support kit to prevent cable bending in long installations or with different luminaires (maximum length of the cable 1500mm).



Codice
Code

20320-XX

Kit connettori per alimentare più linee, composto da cavo a un conduttore e coppia di connettori con ruba corrente. Fastening kit Wire system supply connector allowing conductor coupling comprising cable and clamp on connector blocks.



Codice doppia accensione 1x1,5mm ²	Codice singola accensione 2x1,5mm ²
Code double switching 1x1,5mm ²	Code single switching 2x1,5mm ²

C.73-15	15 mt	C.74-15	15 mt
----------------	-------	----------------	-------

C.73-30	30 mt	C.74-30	30 mt
----------------	-------	----------------	-------

C.73-50	50 mt	C.74-50	50 mt
----------------	-------	----------------	-------

C.73-100	100 mt	C.74-100	100 mt
-----------------	--------	-----------------	--------

Cavo elettrico conduttore e cavo d'acciaio di tenuta. Disponibile in matassa da 15, 30, 50 e 100 metri.

Supply cable with steel suspension. Available in 15, 30, 50 and 100 meters length.

Finiture Finishes



B

GR

N *new*