

VERSATILE, FUNZIONALE, ESSENZIALE.

VERSATILE, FUNCTIONAL, ESSENTIAL.

Manuka è la famiglia di proiettori pensata per chi cerca una soluzione semplice, affidabile e trasversale. Incasso, parete, plafone o binario: un unico design compatto che si adatta a casa, retail, uffici e hotel. Orientabile e facile da mantenere, garantisce sempre la luce giusta nel punto giusto.

Manuka is the family of projectors designed for those looking for a simple, reliable and versatile lighting solution. Recess, wall, ceiling or track mounted: a single compact design that adapts to residential, retail, offices and hospitality environments. Adjustable and easy to maintain, it always delivers the right light in the right place.

**FACILE
INSTALLAZIONE.
MANUTENZIONE
RAPIDA.**
EASY INSTALLATION.
QUICK MAINTENANCE.



MANUKA



Restyle




INCASSO
RECESSED



PLAFONE
CEILING



SISTEMA TESATA
CABLE SYSTEM



In abbinamento a
To combine to

GROOVE *evo*
BINARIO TRIFASE
THREEPHASE TRACK

In abbinamento a
To combine to

SQUASH/SQUASH PRO
BINARIO MONOFASE
MONOPHASE TRACK



FUNZIONALE FUNCTIONAL

Proiettore orientabile per illuminare con precisione prodotti, pareti, passaggi o zone specifiche dell'ambiente.

Adjustable spotlight designed to precisely illuminate products, walls, pathways or specific areas of the environment.



VERSATILE VERSATILE

Massima versatilità di installazione: versioni ad incasso, parete/plafone singolo, doppio o triplo, per binari trifase e monofase e per il sistema a tesata: una sola famiglia per l'intero progetto.

Maximum installation versatility: recessed versions, single, double or triple wall/ceiling solutions, as well as options for three-phase and single-phase tracks and cable systems. One single family for the entire project.



MANUKA EASY

Il corpo arretra con un semplice gesto, scoprendo la sorgente e permettendo una sostituzione rapida, sicura e senza utensili.

Compatibile con lampadine LED GU10 per scegliere flusso, fascio e temperatura colore in funzione delle esigenze.

With a simple movement, the body slides back to reveal the lamp, allowing fast, safe and tool-free replacement.

Compatible with GU10 LED bulbs, to choose luminous flux, beam and gradation as needed.





MANUKA mini

MANUKA mini si distingue non solo per le dimensioni compatte, ma anche per l'estetica da proiettore LED, grazie alla lampadina mini GU10 con lente arretrata. Offre però tutti i vantaggi della sorgente sostituibile: cambio lampadina semplice, minima manutenzione e installazione rapida.

Disponibile per GROOVE EVO binario trifase e SQUASH/SQUASH PRO binario monofase.

MANUKA mini stands out not only for its compact dimensions, but also for its LED projector aesthetic, thanks to the GU10 mini bulb with a recessed lens. However, it offers all the advantages of the replaceable source: simple bulb change, minimal maintenance and quick installation.

Available for GROOVE EVO three-phase track, and SQUASH/SQUASH PRO mono-phase track.











MANUKA mini/SQUASH



MANUKA/SQUASH



MANUKA/SQUASH PRO

MANUKA mini/GROOVE *evo*MANUKA/GROOVE *evo*

MANUKA e MANUKA mini su binario trifase GROOVE evo, su binario monofase SQUASH e SQUASH PRO. MANUKA sul sistema a tesata WIRE evo e CABLE evo.

MANUKA and MANUKA mini on threephase track GROOVE evo, monophas track SQUASH and SQUASH PRO. MANUKA on cable system WIRE evo and CABLE evo.


MANUKA/WIRE *evo* - CABLE *evo*

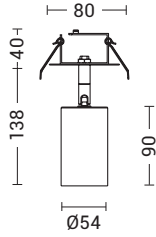



Struttura in metallo dal segno pulito, proposta nelle finiture bianco e nero. Un cilindro essenziale che si integra con discrezione in qualsiasi contesto architettonico, valorizzando materiali e colori senza rubare la scena.

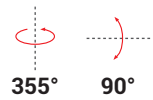
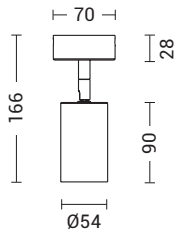
Metal structure with a clean, refined profile, available in white and black finishes. An essential cylinder that integrates discreetly into any architectural context, enhancing materials and colours without stealing the attention.



Codice Code		Potenza Wattage	Dimensioni mm Dimensions mm
MAN003XX	GU10	1x50W max	Ø54 x 90 x 138



Codice Code		Potenza Wattage	Dimensioni mm Dimensions mm
MAN002XX	GU10	1x50W max	Ø54 x 90 x 166



MANUKA

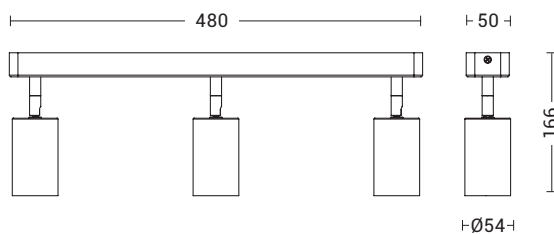
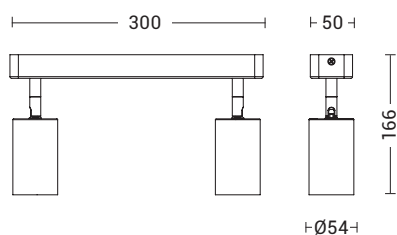
Restyle



355° 90°



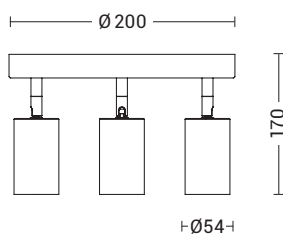
Codice Code		Potenza Wattage	Dimensioni mm Dimensions mm
MAN004XX	GU10	2x50W max	300 x 50 x 166
MAN005XX	GU10	3x50W max	480 x 50 x 166



355° 90°



Codice Code		Potenza Wattage	Dimensioni mm Dimensions mm
<i>new</i> MAN006XX	GU10	3x50W max	Ø200 x 170



Finiture Finishes



B

N

Altre applicazioni Other applications

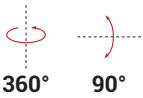


Binario Track:
trifase threephase GROOVE *cto* - p.324
monofase monophase SQUASH/PRO- p.349
Tesata Cable system:
WIRE *cto* - p.380
CABLE *cto* - p.388

MANUKA mini



new



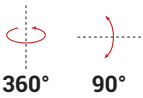
Codice Code		CCT	Flusso lm Flux lm	Potenza Wattage	Dimensioni mm Dimensions mm
MAN10127BXX	GU10	2700K	340	5W	Ø38 x 75 x 115
MAN10130BXX	GU10	3000K	370	5W	Ø38 x 75 x 115
MAN10140BXX	GU10	4000K	400	5W	Ø38 x 75 x 115

Codice da completare con la finitura del proiettore.
Lampadina GU10 mini con riflettore in finitura **bianca** inclusa.

Code to complete with projector finishes.
GU10 mini lamp with **white** reflector included.



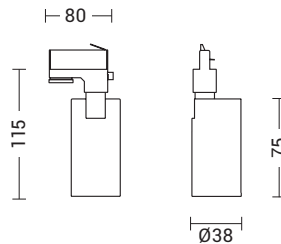
new



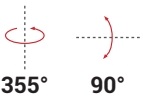
Codice Code		CCT	Flusso lm Flux lm	Potenza Wattage	Dimensioni mm Dimensions mm
MAN10127NXX	GU10	2700K	340	5W	Ø38 x 75 x 115
MAN10130NXX	GU10	3000K	370	5W	Ø38 x 75 x 115
MAN10140NXX	GU10	4000K	400	5W	Ø38 x 75 x 115

Codice da completare con la finitura del proiettore.
Lampadina GU10 mini con riflettore in finitura **nera** inclusa.

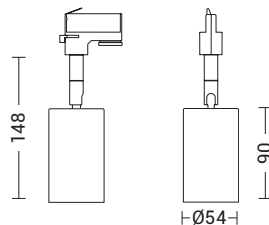
Code to complete with projector finishes.
GU10 mini lamp with **black** reflector included.



MANUKA



Codice Code		Potenza Wattage	Dimensioni mm Dimensions mm
MAN001XX	GU10	1x50W max	Ø54 x 90 x 148



Finiture Finishes



B

N



Incasso Recessed - p.78
Parete Wall - p.78
Plafone Ceiling - p.78



Binario Track:
monofase monophase - p.348-349

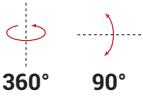
MANUKA mini



new



Codice Code		CCT	Flusso lm Flux lm	Potenza Wattage	Dimensioni mm Dimensions mm
MAN20127BXX	GU10	2700K	340	5W	Ø38 x 75 x 88
MAN20130BXX	GU10	3000K	370	5W	Ø38 x 75 x 88
MAN20140BXX	GU10	4000K	400	5W	Ø38 x 75 x 88



360° 90°

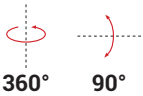
Codice da completare con la finitura del proiettore.
Lampadina GU10 mini con riflettore in finitura **bianca** inclusa.
Code to complete with projector finishes.
GU10 mini lamp with **white** reflector included.



new

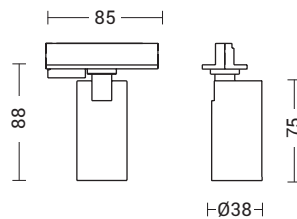


Codice Code		CCT	Flusso lm Flux lm	Potenza Wattage	Dimensioni mm Dimensions mm
MAN20127NXX	GU10	2700K	340	5W	Ø38 x 75 x 88
MAN20130NXX	GU10	3000K	370	5W	Ø38 x 75 x 88
MAN20140NXX	GU10	4000K	400	5W	Ø38 x 75 x 88



360° 90°

Codice da completare con la finitura del proiettore.
Lampadina GU10 mini con riflettore in finitura **nera** inclusa.
Code to complete with projector finishes.
GU10 mini lamp with **black** reflector included.



Finiture Finishes



B

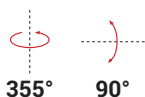
N

Altre applicazioni Other applications

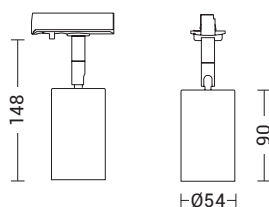


Binario Track:
trifase threephase GROOVE *crs* - p.324

MANUKA



Codice Code		Potenza Wattage	Dimensioni mm Dimensions mm
CON001XX	GU10	1x50W max	Ø54 x 90 x 148



Il design unico, compatto ed essenziale di Manuka è stato studiato appositamente per unire estetica e funzionalità: con un semplice gesto il corpo in alluminio del proiettore arretra scoprendo la lampadina, permettendone una facile, veloce e sicura sostituzione.

The unique, compact and essential design of Manuka has been designed specifically to combine aesthetics and functionality: with a simple gesture the aluminum body of the projector retracts discovering the bulb, allowing an easy, fast and safe replacement.



Finiture Finishes



B

N

GR

Altre applicazioni Other applications

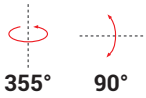


Incasso Recessed - p.78
Plafone Ceiling - p.78
Parete Wall - p.78



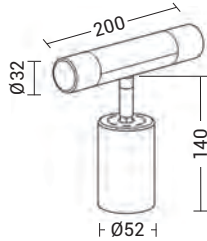
Binario Track:
trifase threephase GROOVE *exo* - p.324

MANUKA GU10

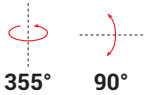


new

Codice Code		Potenza Wattage	Dimensioni mm Dimensions mm
WIR302XX	GU10	1x50W max	Ø32 x 200 x 140

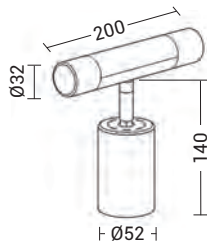


MANUKA E27



new

Codice Code		Potenza Wattage	Dimensioni mm Dimensions mm
WIR303XX	E27	1x50W max	Ø32 x 200 x 140

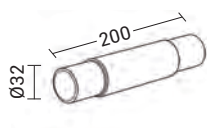


R7s78



new

Codice Code		Potenza Wattage	Dimensioni mm Dimensions mm
WIR115XX	R7s78	1x50W max	Ø32 x 200




Finiture Finishes



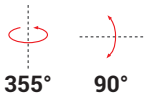

B **N**

Altre applicazioni Other applications MANUKA



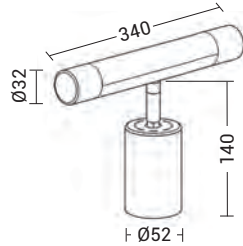
Incasso Recessed - p.78
 Parete Wall - p.78
 Plafone Ceiling - p.78
 Binario trifase Threephase - p.324
 Binario monofase Monophase - p.349

MANUKA GU10

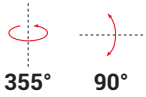



new

Codice Code	Lighting Type	Potenza Wattage	Dimensioni mm Dimensions mm
CAB402XX	GU10	1x50W max	Ø32 x 340 x 140

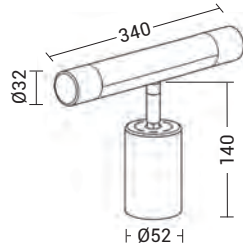


MANUKA E27




new

Codice Code	Lighting Type	Potenza Wattage	Dimensioni mm Dimensions mm
CAB403XX	E27	1x50W max	Ø32 x 340 x 140

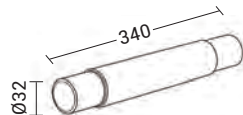


R7s117



new

Codice Code	Lighting Type	Potenza Wattage	Dimensioni mm Dimensions mm
CAB202XX	R7s117	1x50W max	Ø32 x 340




Finiture Finishes



B **N**

Altre applicazioni Other applications MANUKA



- Incasso Recessed - p.78
- Parete Wall - p.78
- Plafone Ceiling - p.78
- Binario trifase Threephase - p.324
- Binario monofase Monophase - p.349