

UN SISTEMA, MOLTE SCENE.

ONE SYSTEM, MANY SCENES.

Cable è la versione a tesata pensata per coprire distanze maggiori e ambienti ampi, grazie all'interasse cavi di 320mm. Moduli lineari e faretto orientabili scorrono lungo la struttura creando tracciati luminosi continui, perfetti per loft, open space, showroom, ristorazione e hospitality.

Cable is the catenary version designed to cover greater distances and larger environments, thanks to the 320mm cable spacing. Linear modules and adjustable spotlights run along the structure, creating continuous lighting paths—ideal for lofts, open-plan spaces, showrooms, restaurants and hospitality settings.

LA LUCE SOSPESA
PER I GRANDI SPAZI.
SUSPENDED LIGHTING FOR
LARGE SPACES.

CABLE




Restyle



Pensato per grandi superfici con un interasse di 320mm tra i cavi per gestire volumi importanti, corridoi lunghi, open space e spazi commerciali.



Designed for large surfaces, with 320mm spacing between the cables to manage substantial volumes, long corridors, open-plan areas and commercial spaces.



HOLE MANUKA

L'abbinamento con i proiettori Hole e Manuka trasforma Cable in una piattaforma versatile e moderna, pensata per garantire continuità visiva e un'illuminazione coerente in ogni progetto.

Combined with Hole and Manuka projectors, Cable becomes a versatile, modern lighting platform designed to ensure visual continuity and consistent illumination across every project.

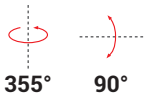


Ampia gamma di corpi: lineari LED diffusi, apparecchi mono/bi-emissione e spot con attacco GU10, R7s, E27 per la massima libertà progettuale. Corpi orientabili e posizionabili lungo i cavi per disegnare la luce su tavoli, vetrine, pareti o percorsi.


A wide range of luminaires: diffused linear LED modules, single/double-emission fittings and spotlights with GU10, R7s and E27 lamp holders for maximum design freedom.

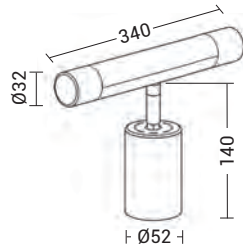
Adjustable fittings can be positioned anywhere along the cables to shape light over tables, display windows, walls or circulation paths.

MANUKA GU10

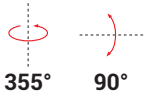



new


Codice Code		Potenza Wattage	Dimensioni mm Dimensions mm
CAB402XX	GU10	1x50W max	Ø32 x 340 x 140

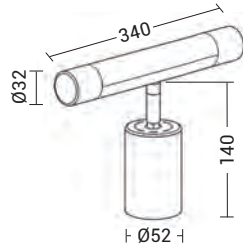


MANUKA E27




new

Codice Code		Potenza Wattage	Dimensioni mm Dimensions mm
CAB403XX	E27	1x50W max	Ø32 x 340 x 140

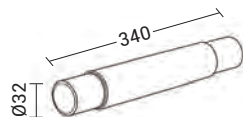


R7s117



new

Codice Code		Potenza Wattage	Dimensioni mm Dimensions mm
CAB202XX	R7s117	1x50W max	Ø32 x 340




Finiture Finishes



B

N

Altre applicazioni Other applications MANUKA



Incasso Recessed - p.78

Parete Wall - p.78

Plafone Ceiling - p.78

Binario trifase Threephase - p.324

Binario monofase Monophase - p.349

CABLE

HOLE



new



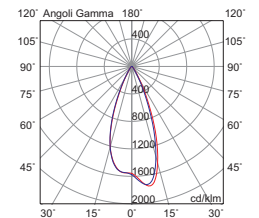
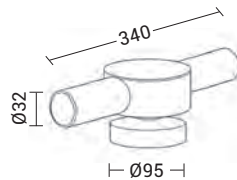
Codice Code	CCT	Flusso lm Flux lm	Potenza Wattage	Dimensioni mm Dimensions mm
CAB118XX	3000K	1446	13W	Ø32 x 340 x 78



new



Codice Code	CCT	Flusso lm Flux lm	Potenza Wattage	Dimensioni mm Dimensions mm
CAB018XX	3000K	1446	13W	Ø32 x 340 x 78



Finiture Anello Ring finishes

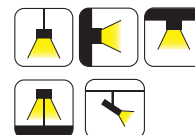


Accessori Accessories



MT.HOL12
ottica intercambiabile (12°)
interchangeable optic (12°)
per codici for codes:
CAB118/CAB018

Altre applicazioni Other applications



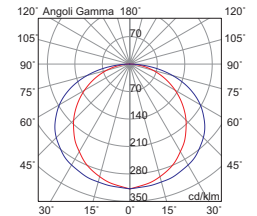
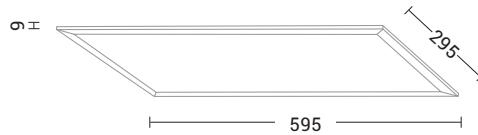
Plafone Ceiling - p.65
Parete Wall - p.65
Sospensione Suspension - p.66
Piantana Floor lamp - p.67
Binario 48V Track - p.299
Binario trifase Threephase - p.328

CABLE

DIFFUSORE MICROPRISMATO MONOEMISSIONE LUCE DIRETTA MICROPRISMATIC DIFFUSER DIRECT LIGHT



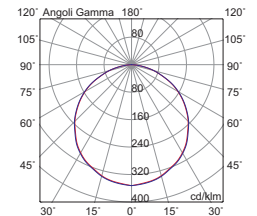
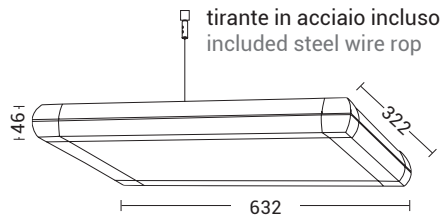
Codice Code	CCT	Flusso lm Flux lm	Potenza Wattage	Dimensioni mm Dimensions mm
CAB119B	3000K	1650	18W	295 x 595 x 9
CAB120B	4000K	1800	18W	295 x 595 x 9



MONOEMISSIONE LUCE DIRETTA DIRECT LIGHT



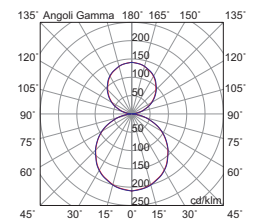
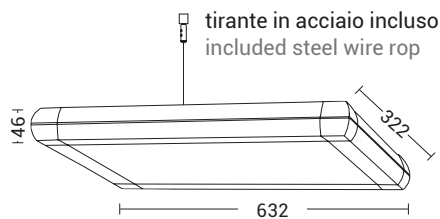
Codice Code	CCT	Flusso lm Flux lm	Potenza Wattage	Dimensioni mm Dimensions mm
CAB111XX	3000K	3420	25W	632 x 322 x 46
CAB112XX	4000K	3600	25W	632 x 322 x 46



BIEMISSIONE DIRECT- INDIRECT LIGHT



Codice Code	CCT	Flusso lm Flux lm	Potenza Wattage	Dimensioni mm Dimensions mm
CAB115XX	3000K	3420+2280	25W+16W	632 x 322 x 46
CAB116XX	4000K	3600+2400	25W+16W	632 x 322 x 46



Finiture Finishes



B

per tutti i codici
for all codes

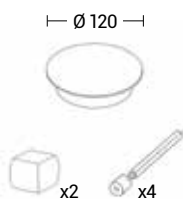


GR

solo per codici:
only for codes

CAB111
CAB112
CAB115
CAB116

ACCESSORI ACCESSORIES

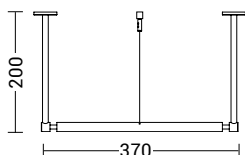


Codice
Code

20305-XX

Kit di fissaggio e alimentazione a parete o soffitto (scatola di alimentazione, cavo e agganci). Lunghezza del cavo in dotazione (cavo a un conduttore) 1000mm.

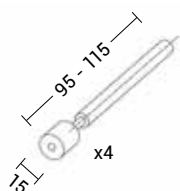
Wall or ceiling fastening and power supply kit (power supply box, cable and hooks). Length of supplied cable (cable with one wire) 1000mm.



Codice
Code

CAB501

Sostegno tesata e distanziatore in ottone cromato, per tendere i cavi da parete a soffitto o da soffitto a soffitto. Accessorio utilizzabile anche come sostegno. Cable support and ceiling spacer in chrome brass, to stretch the cables from wall to ceiling or from ceiling to ceiling. It can also be used as a support.



Codice
Code

20315

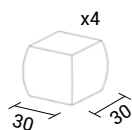
Kit di fissaggio regolabile e installabile a parete o soffitto con ganci (4 pezzi). Wall or ceiling fastening kit with hooks (4 pieces).



Codice
Code

20310

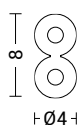
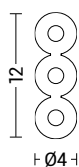
Kit di sostegno per eliminare la flessione dei cavi in installazioni lunghe o con diversi apparecchi (lunghezza massima della fune 1500mm). Support kit to prevent cable bending in long installations or with different luminaires (maximum length of the cable 1500mm).



Codice
Code

20320-XX

Kit connettori per alimentare più linee, composto da cavo a un conduttore e coppia di connettori con ruba corrente. Fastening kit Wire system supply connector allowing conductor coupling comprising cable and clamp on connector blocks.



Codice doppia accensione 1x1,5mm ²	Codice singola accensione 2x1,5mm ²
Code double switching 1x1,5mm ²	Code single switching 2x1,5mm ²

C.73-15	15 mt	C.74-15	15 mt
----------------	-------	----------------	-------

C.73-30	30 mt	C.74-30	30 mt
----------------	-------	----------------	-------

C.73-50	50 mt	C.74-50	50 mt
----------------	-------	----------------	-------

C.73-100	100 mt	C.74-100	100 mt
-----------------	--------	-----------------	--------

Cavo elettrico conduttore e cavo d'acciaio di tenuta. Disponibile in matassa da 15, 30, 50 e 100 metri.

Supply cable with steel suspension. Available in 15, 30, 50 and 100 meters length.

Finiture Finishes



B

GR

N *new*