

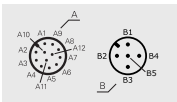
Options

	Connection
Safety switch	A1 Supply input +24 Vdc
	A2 Supply input 0 Vdc
	IS1 Safety input
	OS1 Safety output
	IS2 Safety input
	OS2 Safety output
	IE1 Solenoid activation input for double channel mode
	IE2 Solenoid activation input for double channel mode
	O3 Signalling output, actuator inserted
	O4 Signalling output, actuator inserted and locked
	I3 Actuator programming input / reset
	I5 EDM input (a)
	I4 Solenoid activation input for single channel mode

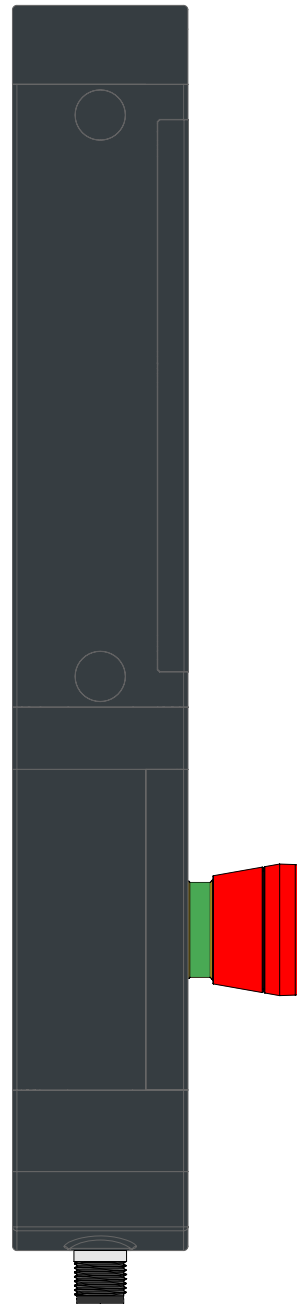
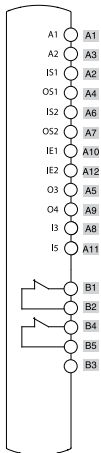
(a) Available for NS *5*1***-1*** version only

	Contacts	Diagram
Device 1	2NC	

Connector	
	1 x M12 with 12 pole
	1 x M12 with 5 pole at the bottom



Connections



Emergency push button