



## Photoelectric slot sensor

GL121-IR/32/40a/98a



- Optimized for the detection of small parts
- High switching frequency
- Multiple device installation possible, no mutual interference (no cross-talk)
- Sensitivity adjuster and light-on/dark-on changeover switch as standard features of this series
- Infrared light
- Degree of protection IP67
- cULus approval
- Diecast zinc housing, powder coated

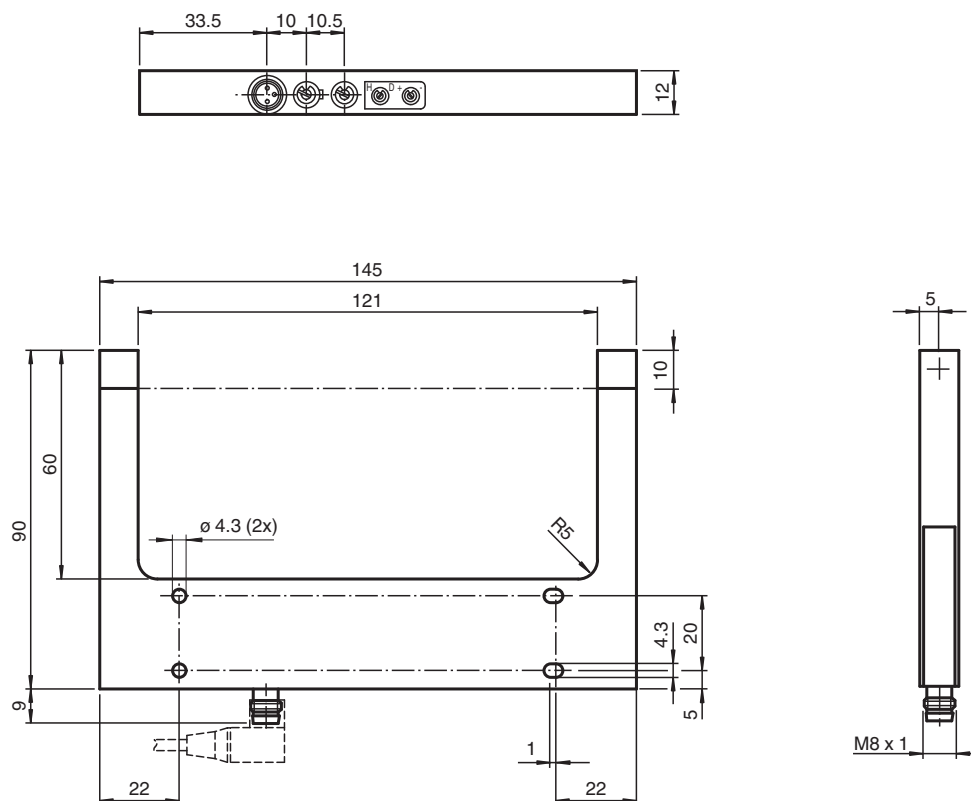
Photoelectric slot sensor, zinc pressure diecast housing, 121 mm slot width, infrared light, light/dark on, sensitivity adjuster, DC version, PNP output, 3 pin M8 plug



### Function

Photoelectric slot sensors offer vast installation benefits thanks to their housing design. When it comes to operation, these new generation devices boast features such as high resolution, high repeatability, automatic signal threshold adjustment, ambient light resistance, and detection of and/or light transmission through transparent objects. Cross-talk protection enables parallel installation of devices despite extremely high switching frequency. These characteristics guarantee reliable detection of small parts, from 0.3 mm, across the entire detection range, even in very fast moving applications.

### Dimensions



Release date: 2024-06-24 Date of issue: 2024-06-24 Filename: 198055\_eng.pdf

Refer to "General Notes Relating to Pepperl+Fuchs Product Information".

Pepperl+Fuchs Group  
www.pepperl-fuchs.com

USA: +1 330 486 0001  
fa-info@us.pepperl-fuchs.com

Germany: +49 621 776 1111  
fa-info@de.pepperl-fuchs.com

Singapore: +65 6779 9091  
fa-info@sg.pepperl-fuchs.com

**PEPPERL+FUCHS**

## Technical Data

### General specifications

Light source	ARED
Light type	modulated infrared light
Tests	EN 60947-5-2
Target size	0.3 mm
Slot width	121 mm
Slot depth	60 mm
Ambient light limit	100000 Lux

### Functional safety related parameters

MTTF <sub>d</sub>	1290 a
Mission Time (T <sub>M</sub> )	20 a
Diagnostic Coverage (DC)	0 %

### Indicators/operating means

Function indicator	LED red in connector
Control elements	Sensitivity adjuster, light/dark switch

### Electrical specifications

Operating voltage	U <sub>B</sub>	10 ... 30 V DC, class 2
Ripple		10 %
No-load supply current	I <sub>0</sub>	≤ 15 mA

### Output

Switching type		light/dark on
Signal output		1 PNP, short-circuit protected, open collector
Switching voltage		max. 30 V DC
Switching current		max. 100 mA
Repeat accuracy		0.05 mm
Switching frequency	f	2 kHz
Response time		≤ 250 μs

### Conformity

Product standard	EN 60947-5-2
------------------	--------------

### Approvals and certificates

CE conformity	CE
UL approval	cULus
CCC approval	CCC approval / marking not required for products rated ≤36 V

### Ambient conditions

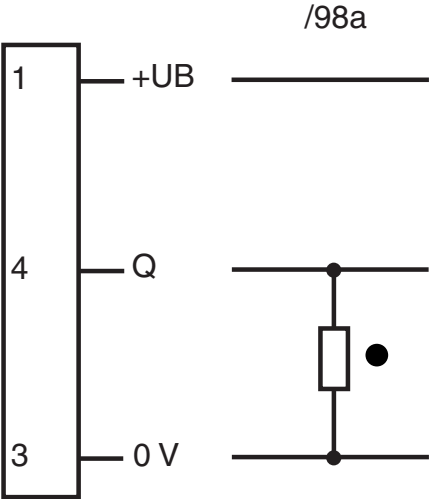
Ambient temperature	-20 ... 60 °C (-4 ... 140 °F)
Storage temperature	-20 ... 75 °C (-4 ... 167 °F)

### Mechanical specifications

Degree of protection	IP67
Connection	M8 connector, 3-pin
Material	
Housing	powder coated diecast zinc
Optical face	glass
Mass	295 g
Dimensions	
Height	145 mm
Width	12 mm
Length	90 mm

Release date: 2024-06-24 Date of issue: 2024-06-24 Filename: 198055\_eng.pdf

Connection Assignment



○ = Light on  
● = Dark on

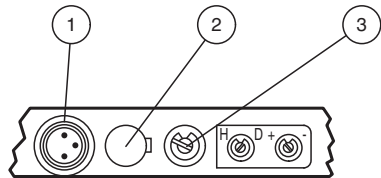
Connection Assignment



Wire colors in accordance with EN 60947-5-2

1	BN	(brown)
3	BU	(blue)
4	BK	(black)

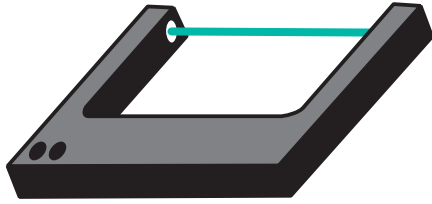
Assembly



1	Functional display	red
2	Light-/dark switch	
3	Sensitivity adjuster	

Release date: 2024-06-24 Date of issue: 2024-06-24 Filename: 198055\_eng.pdf

## Application



## Function Principle

Photoelectric slot sensors are photoelectric sensors that operate according to the thru-beam sensor principle. The transmitter sends signals directly to the receiver. If an object breaks the light beam, the switching element function is triggered. The special U-shaped design means the transmitter and receiver can be accommodated in one housing, which ensures high resistance to vibrations. In contrast to standard thru-beam sensors, photoelectric slot sensors have the added advantage of not requiring complex electrical installation, as only one device needs to be connected. Also, adjustment of the optical axes is not necessary.

## Application

- Small part detection, from object size 0.3 mm
- Can also be used for systems with strong vibrations
- Detection of small needles in transparent hollow needles
- Counting of small parts on conveyors
- Feed and correct separation verification
- Web edge control
- Elevator car position in elevators