

MULTIBLOC® 000.ST9

Size 000, 125A, 690VAC, Design for Bottom Fitting, Triple Pole

IEC FUSE SWITCH DISCONNECTORS

NH FUSE SWITCH DISCONNECTOR



The production programme of MULTIBLOC® 000.ST9 comprises NH fuse switch disconnectors for 125A.

They are designed for bottom fitting/panel installation and are available in triple pole units.

For installation of MULTIBLOC® NH fuse switch disconnectors of different sizes in distribution units with central cover, respective covers are used to obtain a uniform profile in height and length.

MULTIBLOC® size 000 are designed for NH fuse-links in accordance with IEC/EN 60269-2, VDE 0636-2.

MULTIBLOC® offers the user the possibility of fast and easy installation as well as a high degree of security during installation and maintenance.

TECHNICAL DATA OVERVIEW

Voltage AC	690 VAC
Voltage DC	250 VDC
Amper (A)	125 A
Size per Standard	000
SCCR	Ue=AC 500 V; Ie=125A 80kA Ue=AC 690 V; Ie= 80A 80kA Ue=DC 250V; Ie=125A 25kA
Mounting	bottom fitting/panel
Switchability	triple pole switching

FEATURES & BENEFITS

- Touch protection IP 30
- Large windows with testing holes
- Width of switch 54mm, installation depth 81mm
- Cable termination: frame clamp 2,5 - 50mm²
- Indicating switch for switch door position - optional
- Safe on load connection/disconnection in accordance with IEC 60947
- Padlocking and sealing facility integrated
- Fuse monitoring version available

APPLICATIONS

- House incoming units
- Meter distribution units
- Measuring transformer cabinets
- Transmitting stations for telecommunications

STANDARDS

- IEC/EN 60 947-3
For NH-fuse links size 000 in accordance with IEC/EN 60 269-2, VDE 0636-2



MULTIBLOC® 000.ST9

Size 000, 125A, 690VAC, Design for Bottom Fitting, Triple Pole

PRODUCT RANGE



1.005.070

MULTIBLOC® 000.ST9 size 000 125 A, 690VAC bottom fitting, triple pole

Catalog number	Item number	Poles	Cable termination components	Package	Weight
1.005.070	D1070423	3	6 frame clamps 2,5–50 mm ²	1 piece	0.43 kg

MULTIBLOC® 000.ST9 size 000 125 A, 690VAC bottom fitting, triple pole, equipped with Fuse Monitoring module

Catalog number	Item number	Poles	Cable termination components	Package	Weight
1.005.170	J1070428	3	6 frame clamps 2,5-50mm ²	1 piece	-

TECHNICAL DATA IN ACCORDANCE WITH EN / IEC 60947

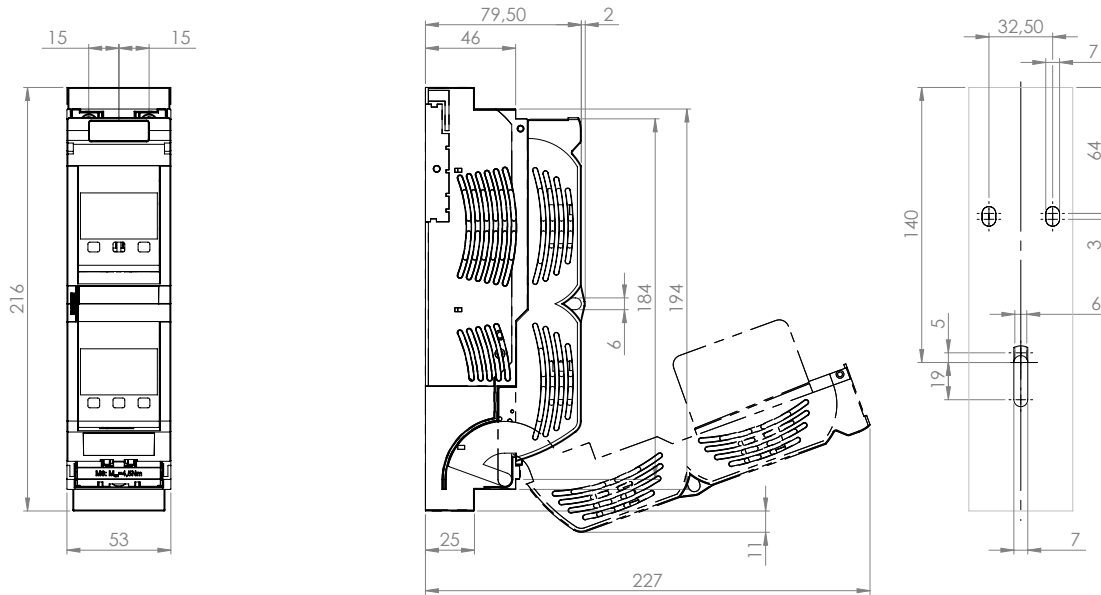
	000.ST9 triple pole
Number of poles/phases	3
Size	000
Conventional free air thermal current with NH-fuse links I_{th}	125 A
Max. power dissipation of fuse links P_n	9 W
Conventional free air thermal current with solid links I_{th}	160 A
Max. power dissipation of solid links P_n	1,2 W
Rated operational voltage U_e	690 V
Utilization category to IEC/EN 60947-3 $U_e = AC 400 V; I_e = 100 A$ $U_e = AC 400 V; I_e = 125 A$ $U_e = AC 500 V; I_e = 100 A$ $U_e = AC 500 V; I_e = 125 A$ $U_e = AC 690 V; I_e = 80 A$ $U_e = DC 250 V; I_e = 125 A$ (all poles serial) $U_e = DC 250 V; I_e = 80 A$ (L1/L3 serial)	AC 23 B AC 22 B AC 22 B AC 21 B AC 21 B DC 22 B DC 21 B
Rated insulation voltage U_i	1000 V
Rated impulse withstand voltage U_{imp}	6 kV
Rated frequency	50 ... 60 Hz
Degree of protection	IP 30
Degree of pollution	3
Rated duty	uninterrupted duty
Rated short circuit making capacity with solid links I_{cm}	5.1 kApeak
Rated short-time withstand current I_{cw}	3.5 kA / 1 s
Rated conditional short-circuit current with fuse links $U_e = AC 500 V; I_e = 125 A$ $U_e = AC 690 V; I_e = 80 A$ $U_e = DC 250 V; I_e = 125 A$	80 kA 80 kA 25 kA
Power dissipation by I_{th} without NH-fuse links	8W at 100A load 13W at 125A load
Cable terminal connection	
Standard cable terminal	frame clamp 2,5-50mm ² (Cu rm/re)
Installation mode	bottom fitting

MULTIBLOC® 000.ST9

Size 000, 125A, 690VAC, Design for Bottom Fitting, Triple Pole

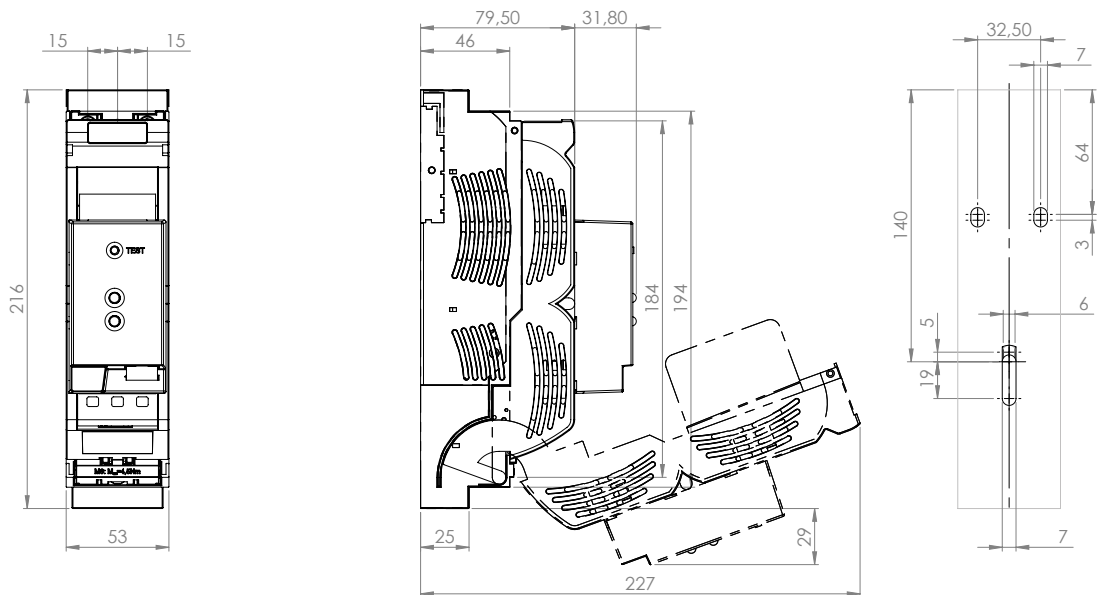
DIMENSIONS

**MULTIBLOC® 000.ST9 size 000 125 A,
690VAC bottom fitting, triple pole (M01204)**



Dimensions in mm

**MULTIBLOC® 000.ST9 size 000 125 A,
690VAC bottom fitting, triple pole, equipped with Fuse Monitoring module (M01209)**



Dimensions in mm

MULTIBLOC® 000.ST9

Size 000, 125A, 690VAC, Design for Bottom Fitting, Triple Pole


ACCESSORIES

Installation devices

Catalog number	Item number	Design	Package	Weight
1.005.082	F1070425	adapter for installation on to DIN-rails in accordance with DIN EN 60715, 35 x 7,5 mm and 35 x 15 mm for 000.ST9 triple pole	1 piece	44 g

Indication facilities

Catalog number	Item number	Design	Package	Weight
1.005.080	E1070424	indicator for switch door position micro switch, 1 change-over contact 5 A, 250 V for MULTIBLOC® 000.ST9 and 000.RST9	1 piece	10 g



1.005.080

NH Solid links / Measuring links

Catalog number	Item number	Size	Rated current I _n	Package	Weight
Solid links with live tags					
NH00NEUTRAL	Z218269	000/00	160 A	15	80 g



NH00NEUTRAL