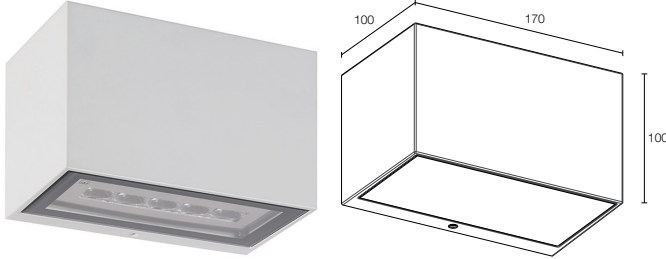
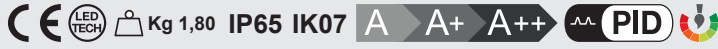




Geko 5.1

Outdoor wall mounted / Applique da esterno



Geko 5.1

DESCRIPTION

Wall mounted for outdoor applications; surface mounted (wall); body in die-cast aluminium alloy EN AB 47100, screen in tempered, serigraphed, transparent extra-clear glass; finishes: anthracite, white, cor-ten, grey, RAL on request; 5 power LEDs; 10W - 230Vac; built in power supply unit; connection box with 0,30 m cable; lumen output at source: 727 lm (3000K); delivered lumen output: 535 lm (3000K, 30°); optics: 7°, 10°, 30°, 70°, 10°x45°, asymmetrical; LED colour: white - 2700K, 3000K, 4000K, 5000K; ingress protection: IP65; impact resistance: IK07; equipped with PID; operating temperature: -20°C+45°C; max luminaire temperature: 45°C (Ta 25°C); Glow Wire Test: 960°; photobiological safety: risk group 1 in accordance with EN62471:2006; appliance class: I; weight 1,80 kg; dimensions 170x100x100 mm; accessories: spacer WD0300E / WD0300G / WD0300H / WD0300T.

DESCRIZIONE

Applique da esterno; su superficie (parete); corpo in alluminio pressofuso lega EN AB 47100, schermo in vetro extrachiaro trasparente temprato serigrafato; finiture: antracite, bianco, cor-ten, grigio, RAL previa richiesta; 5 power LED; 10W - 230Vac; alimentatore integrato; muffola per connessione con cavo di 0,30 m; flusso sorgente: 727 lm (3000K); flusso emesso: 535 lm (3000K, 30°); ottiche: 7°, 10°, 30°, 70°, 10°x45°, asimmetrica; colore LED: bianco - 2700K, 3000K, 4000K, 5000K; grado di protezione: IP65; grado di resistenza: IK07; dotato di PID; temperatura di esercizio: -20°C+45°C; temperatura max apparecchio: 45°C (Ta 25°C); Glow Wire Test: 960°; sicurezza fotobiologica: gruppo rischio 1 secondo EN62471:2006; classe di isolamento I; peso 1,80 kg; dimensioni 170x100x100 mm; accessori: distanziale WD0300E / WD0300G / WD0300H / WD0300T.

ELECTRICAL FEATURES / CARATTERISTICHE ELETTRICHE

Power consumption <i>Potenza assorbita</i>	10W
Power supply <i>Alimentazione</i>	230Vac
Power supply unit <i>Alimentatore</i>	built in <i>integrato</i>
Dimming <i>Dimmerazione</i>	not available <i>non disponibile</i>
Connection <i>Collegamento</i>	230Vac 50/60Hz

LIGHTING FEATURES / CARATTERISTICHE ILLUMINOTECNICHE

No. and type of LED / <i>N° e tipo di LED</i>	5 power LEDs
Average LED life / <i>Duratura media LED</i>	80% after 50.000 h
LED colour <i>Colore LED</i>	white: 2700K, 3000K, 4000K <i>bianco: 2700K, 3000K, 4000K</i>
CRI <i>Indice resa cromatica CRI</i>	>80
Selection <i>Selezione</i>	1/4 ANSI BIN
Optics <i>Ottiche</i>	7°, 10°, 30°, 70°, 10°x45°, asymmetrical <i>7°, 10°, 30°, 70°, 10°x45°, asimmetrica</i>
Lumen output at source <i>Flusso sorgente</i>	727 lm (3000K)
Total delivered lumens <i>Flusso totale apparecchio</i>	535 lm (3000K, 30°)

MECHANICAL FEATURES / CARATTERISTICHE MECCANICHE

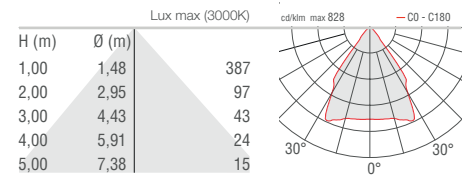
Dimensions / <i>Dimensioni</i>	170x100x100 mm
Weight / <i>Peso</i>	1,80 kg
Finishes <i>Finiture</i>	anthracite, white RAL 9003, cor-ten, grey RAL 9006, <i>antracite, bianco RAL 9003, cor-ten, grigio RAL 9006, RAL previa richiesta</i>
Mounting <i>Fissaggio</i>	with fixing plate, screws and plugs <i>con piastra di fissaggio, viti e tasselli</i>
Body material <i>Materiale corpo</i>	die-cast aluminium alloy EN AB 47100 <i>alluminio pressofuso lega EN AB 47100</i>
Screen material <i>Materiale schermo</i>	tempered, serigraphed, transparent extra-clear glass <i>vetro extrachiaro trasparente temprato serigrafato</i>

GENERAL FEATURES / CARATTERISTICHE GENERALI

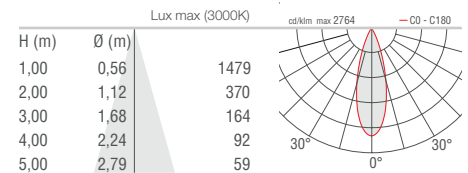
Operating temperature / <i>Temperatura di esercizio</i>	from -20°C to +45°C
Ingress protection / <i>Grado di protezione</i>	IP65
Impact resistance / <i>Grado di resistenza</i>	IK07
Energy efficiency class <i>Classe di consumo energetico</i>	A/A+/A++ (built-in LED lamps) in accordance with <i>UE874/2012</i> A/A+/A++ (modulo LED integrato) in accordo con <i>UE874/2012</i>
Glow wire test / <i>Glow wire test</i>	960°
Max luminaire temperature <i>Temperatura max apparecchio</i>	45 °C (Ta 25 °C)
Appliance class / <i>Classe di isolamento</i>	class I / <i>classe I</i>
Walkover / <i>Calpestabile</i>	no
Drive-over / <i>Carrabile</i>	no
Power cables <i>Cavi di alimentazione</i>	includes connection box with 0,30 m cable <i>muffola per connessione con cavo di 0,30 m</i>
Standard safety <i>Sicurezza standard</i>	PID
Photobiological safety <i>Sicurezza fotobiologica</i>	risk group 1 in accordance with EN62471:2006 <i>gruppo rischio 1 secondo EN62471:2006</i>

**PHOTOMETRIC DATA
DATI FOTOMETRICI**

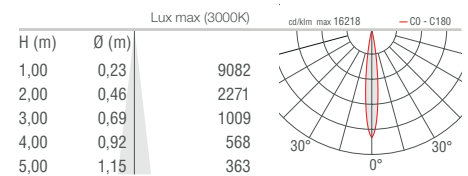
K - 70°



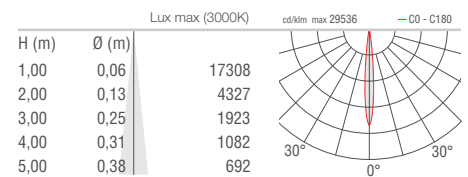
F - 30°



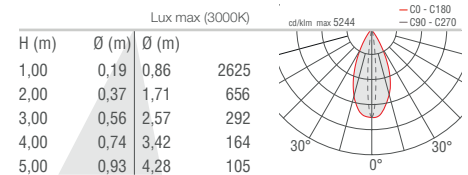
S - 10°



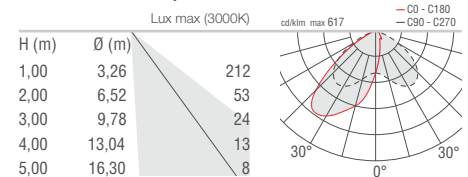
T - 7°

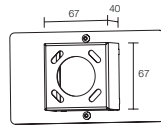


W - 10°x45°



A - Asimmetrica / Asymmetrical



For installation / Per installazione**WD0300F** - Grigio (RAL 9006) / Grey (RAL 9006)**WD0300E** - Cor-ten**WD0300T** - Cor-ten**WD0300H** - Antracite / Anthracite

Distanziale / Spacer

L&L Luce&Light SRL reserves the right to change the information contained in this document at any time without prior notice being given.

Le informazioni contenute nel presente documento possono essere modificate in qualsiasi momento senza preavviso e non comportano l'assunzione, nemmeno implicita, di alcuna obbligazione da parte della L&L Luce&Light srl.