



## Akro 1.2

Projectors / Proiettori



**Akro 1.2**

### DESCRIPTION

Projector for indoor and outdoor applications; surface mounted (ceiling, wall, floor, pole); body in anodized aluminium alloy EN AW 6082, screen in tempered extra-clear glass; finishes: anodized black; 1 COB power LED High Intensity; 43W - 230Vac; built in power supply unit; dimming with DALI, 1-10V, PUSH; lumen output at source: 3260 lm (3000K, CRI 80), 2610 lm (CRI 90); total delivered lumens: max 1190 lm (3000K, CRI 80), max 952 lm (3000K, CRI 90); optics: 13° — 32°, 16° — 42°, 13°x57° ÷ 29°x70° (with elliptical filter), 16° ÷ 33° (with diffuse filter), 19° ÷ 41° (with diffuse filter); LED colour: white - 2700K, 3000K, 4000K; ingress protection: IP66; impact resistance: IK06; protective impedance device (PID); operating temperature: from -20 °C to +45 °C; max luminaire temperature: 55°C (Ta 25°C); Glow wire test: 960°; photobiological safety: risk group 1 in accordance with EN62471:2006; appliance class: II (230Vac); weight 6,50 kg; dimensions Ø109x298 mm; accessories: honeycomb louvre WH0506, dichroic red filter WR0001, dichroic green filter WR0002, dichroic bleu filter WR0003, dichroic orange filter WR0004, diffuser filter WR0010, elliptical filter WR0020, variation towards warm white light filter WR0030, Variation towards cold white light filter WR0031, mock-up cartridge WR0100, accessory for extracting IP66 cartridge WE0300, standard snoot WB1101N, asymmetrical snoot WB1102N, barn doors WB1103N; spare parts: accessory for positioning filters WE0301.

### DESCRIZIONE

Proiettore da interno ed esterno; su superficie (soffitto, parete, pavimento, palo); corpo in lega di alluminio anodizzato lega EN AW 6082, schermo in vetro extrachiaro temprato; finiture: nero anodizzato; 1 COB power LED High Intensity; 43W - 230Vac; alimentatore integrato; dimmerabile mediante controllo DALI, 1-10V, PUSH; flusso sorgente: 3260 lm (3000K, CRI 80), 2610 lm (CRI 90); flusso totale: max 1190 lm (3000K, CRI 80), max 952 lm (3000K, CRI 90); ottiche: 13° ÷ 32°, 16° ÷ 42°, 13°x57° ÷ 29°x70° (con filtro ellittico), 16° ÷ 33° (con filtro diffuso), 19° ÷ 41° (con filtro diffuso); colore LED: bianco - 2700K, 3000K, 4000K; grado di protezione: IP66; grado di resistenza: IK06; impedenza di protezione (PID); temperatura di esercizio: da -20 °C a +45 °C; temperatura max apparecchio: 55°C (Ta 25°C); Glow wire test: 960°; sicurezza fotobiologica: gruppo rischio 1 secondo EN62471:2006; classe di isolamento II (230Vac); peso 6,50 kg; dimensioni Ø109x298 mm; accessori: nido d'ape WH0506, filtro dicroico rosso WR0001, filtro dicroico verde WR0002, filtro dicroico blu WR0003, filtro dicroico arancione WR0004, filtro diffusore WR0010, filtro ellittico WR0020, filtro variazione verso luce bianca calda WR0030, filtro variazione verso luce bianca fredda WR0031, cartuccia mockup WR0100, accessorio per estrazione cartuccia IP66 WE0300, cannocchiale standard WB1101N, cannocchiale asimmetrico WB1102N, alette frangiluce WB1103N; ricambi: accessorio per posizionamento filtri WE0301.

L&L Luce&Light SRL reserves the right to change the information contained in this document at any time without prior notice being given.

Le informazioni contenute nel presente documento possono essere modificate in qualsiasi momento senza preavviso e non comportano l'assunzione, nemmeno implicita, di alcuna obbligazione da parte della L&L Luce&Light srl.

## ELECTRICAL FEATURES / CARATTERISTICHE ELETTRICHE

Power consumption <i>Potenza assorbita</i>	43W
Power supply <i>Alimentazione</i>	230Vac
Power supply unit <i>Alimentatore</i>	built in <i>integrato</i>
Dimming <i>Dimmerazione</i>	available with DALI, 1-10V, PUSH <i>disponibile mediante DALI, 1-10V, PUSH</i>
Connection <i>Collegamento</i>	230Vac 50/60 Hz

## LIGHTING FEATURES / CARATTERISTICHE ILLUMINOTECNICHE

No. and type of LED / <i>N° e tipo di LED</i>	1 COB power LED High Intensity
Average LED life / <i>Duratura media LED</i>	80% after 50.000 h
LED colour <i>Colore LED</i>	white: 2700K, 3000K, 4000K <i>bianco: 2700K, 3000K, 4000K</i>
CRI <i>Indice resa cromatica CRI</i>	≥80, ≥90
Binning <i>Selezione</i>	2 Step MacAdam
Optics <i>Ottiche</i>	13° — 32°, 16° — 42°, 13° x 57° — 29° x 70° (with elliptical filter / <i>con filtro ellittico</i> ), 16° — 33° (with diffuse filter / <i>con filtro diffuso</i> ), 19° — 41° (with diffuse filter / <i>con filtro diffuso</i> )
Lumen output at source <i>Flusso sorgente</i>	3260 lm (3000K, CRI 80), 2610 lm (3000K, CRI 90)

## MECHANICAL FEATURES / CARATTERISTICHE MECCANICHE

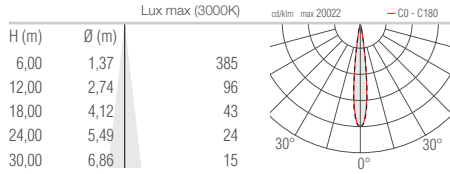
Dimensions / <i>Dimensioni</i>	Ø109x298 mm
Weight / <i>Peso</i>	6,50 kg
Finishes <i>Finiture</i>	anodized black <i>nero anodizzato</i>
Installation <i>Fissaggio</i>	with screws and plugs <i>con viti e tasselli</i>
Body material <i>Materiale corpo</i>	anodized aluminium alloy EN AW 6082 <i>lega di alluminio anodizzato EN AW 6082</i>
Screen material <i>Materiale schermo</i>	tempered extra-clear glass <i>vetro extrachiaro temprato</i>

## GENERAL FEATURES / CARATTERISTICHE GENERALI

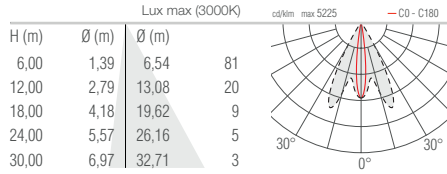
Operating temperature / <i>Temperatura di esercizio</i>	from -20 °C to +45 °C
Ingress protection / <i>Grado di protezione</i>	IP66
Impact resistance / <i>Grado di resistenza</i>	IK06
Energy efficiency class <i>Classe di consumo energetico</i>	A/A+/A++ (built-in LED lamps) in accordance with EU 874/2012 <i>A/A+/A++ (modulo LED integrato) in accordo con UE 874/2012</i>
Glow wire test / <i>Glow wire test</i>	960°
Max luminaire temperature <i>Temperatura max apparecchio</i>	55°C (Ta 25°C)
Insulation class / <i>Classe isolamento</i>	class II (230Vac) / <i>classe II (230Vac)</i>
Walkover / <i>Calpestabile</i>	no
Drive-over / <i>Carrabile</i>	no
Power cables <i>Cavi di alimentazione</i>	-
Standard safety <i>Sicurezza standard</i>	PID (Protective Impedance Device) <i>PID (Impedenza di protezione)</i>
Photobiological safety <i>Sicurezza fotobiologica</i>	risk group 1 in accordance with EN62471:2006 <i>gruppo rischio 1 secondo EN62471:2006</i>

**PHOTOMETRIC DATA (CRI ≥ 80)**  
**DATI FOTOMETRICI (CRI ≥ 80)**

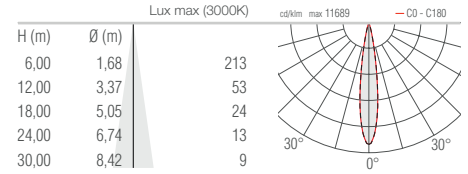
**R1 - 13° (13° – 32°)**



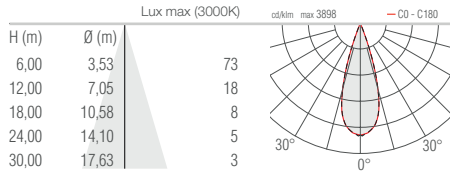
**R1 - 13° x 57°**



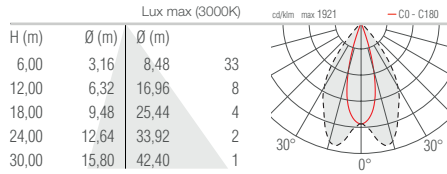
**R1 - 16° (16° – 33°)**



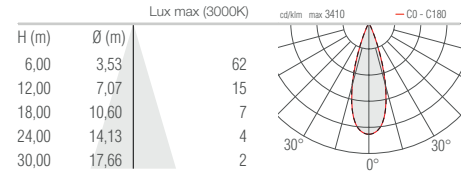
**R1 - 32° (13° – 32°)**



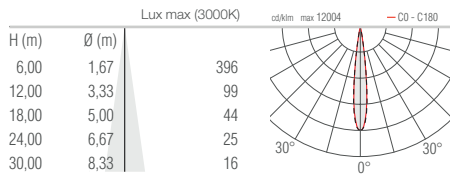
**R1 - 29° x 70°**



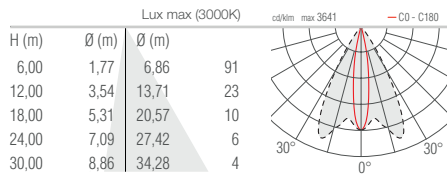
**R1 - 33° (16° – 33°)**



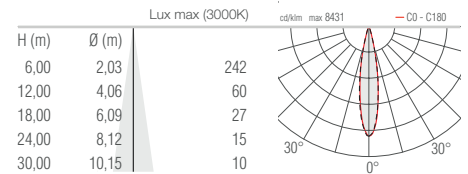
**R2 - 16° (16° – 42°)**



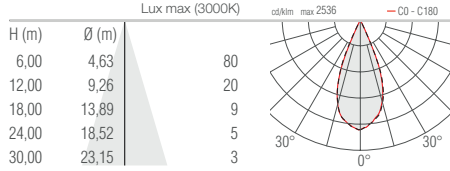
**R2 - 17° x 59°**



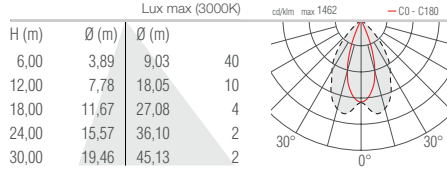
**R2 - 19° (19° – 42°)**



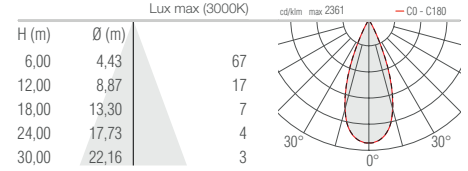
**R2 - 42° (16° – 42°)**



**R2 - 36° x 74°**

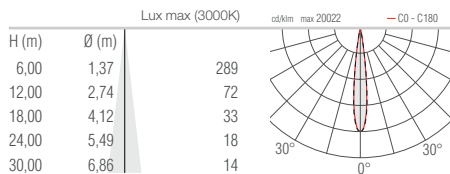


**R2 - 42° (19° – 42°)**

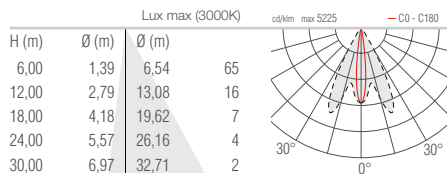


**PHOTOMETRIC DATA (CRI ≥ 90)**  
**DATI FOTOMETRICI (CRI ≥ 90)**

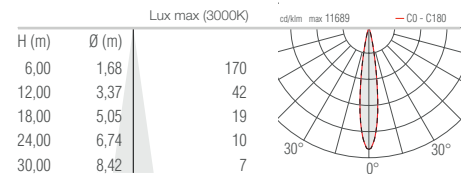
**R1 - 13° (13° – 32°)**



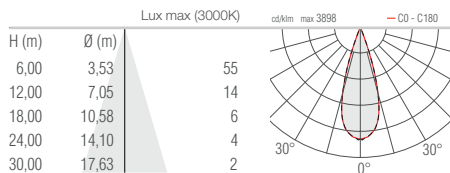
**R1 - 13° x 57°**



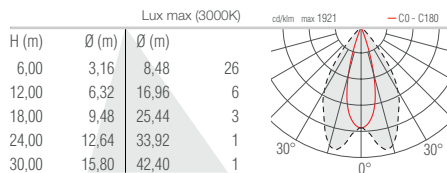
**R1 - 16° (16° – 33°)**



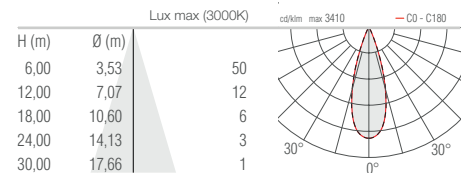
**R1 - 32° (13° – 32°)**



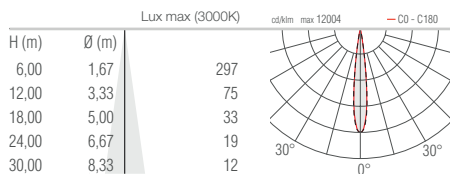
**R1 - 29° x 70°**



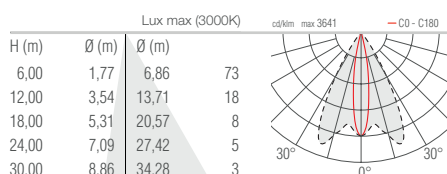
**R1 - 33° (16° – 33°)**



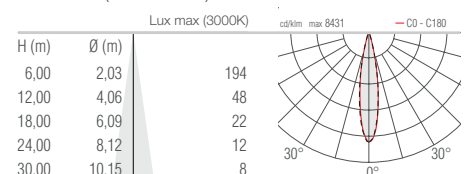
**R2 - 16° (16° – 42°)**



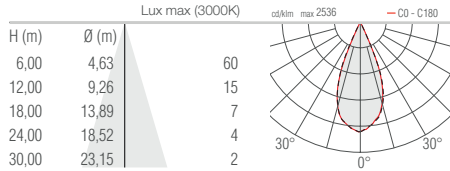
**R2 - 17° x 59°**



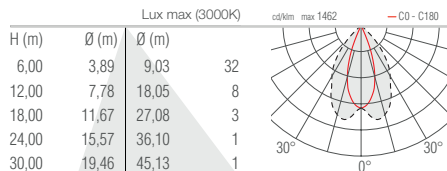
**R2 - 19° (19° – 41°)**



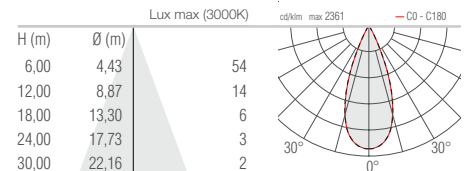
**R2 - 42° (16° – 42°)**



**R2 - 36° x 74°**



**R2 - 41° (19° – 41°)**



**Anti-glare / Antiabbagliamento**



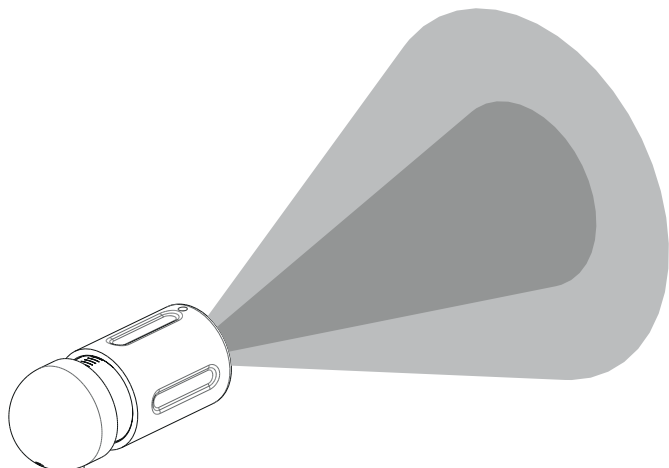
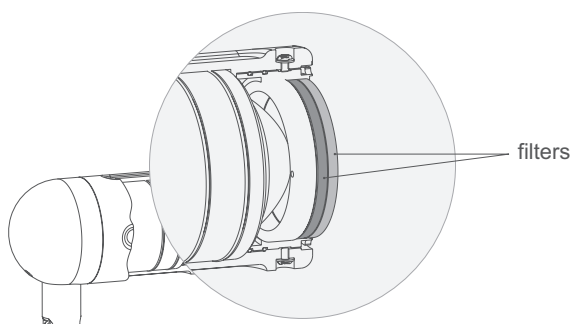
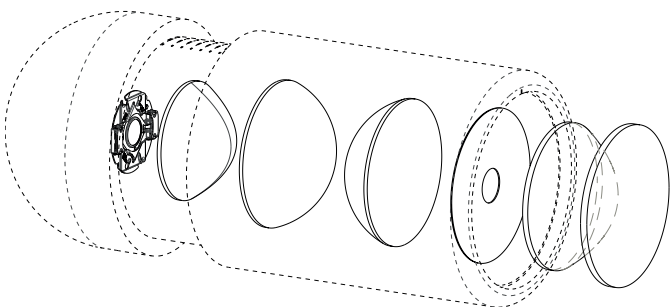
**WB1101N** - Black / Nero  
Standard snoot / Cannocchiale standard



**WB1102N** - Black / Nero  
Asymmetrical snoot / Cannocchiale asimmetrico



**WB1103N** - Black / Nero  
Barn doors / Alette frangiluce

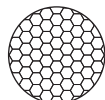


**For installation / Per installazione**



**WE0300**  
Accessory for extracting IP66 cartridge /  
Accessorio per estrazione cartuccia IP66

**Filters / Filtri**



**WH0506**  
Honeycomb louvre / Nido d'ape



**Colour filter / Filtro colore**

- WR0001** - Dichroic red filter / Filtro dicroico rosso
- WR0002** - Dichroic green filter / Filtro dicroico verde
- WR0003** - Dichroic blue filter / Filtro dicroico blu
- WR0004** - Dichroic orange filter / Filtro dicroico arancio



**Optical filter / Filtro ottico**

- WR0010** - Diffusion filter / Filtro diffusore
- WR0020** - Elliptical filter / Filtro ellittico



**Colour temperature conversion filter /**

**Filtro convertitore di temperatura di colore**

- WR0030** - Variation towards warm white light / Variazione verso luce bianca calda
- WR0031** - Variation towards cold white light / Variazione verso luce bianca fredda



**WR0100** - Mock-up cartridge / Cartuccia mockup

**Spare parts / Ricambi**



**WR0301** - Accessory for positioning filters / Accessorio per posizionamento filtri