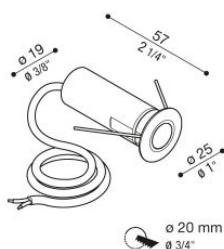


CNC 25 2.0 T

LT15800WS1

Lombardo.



Informazioni tecniche:



Installazione:	Incasso terra, Incasso parete, Incasso soffitto
Materiale Corpo:	Alluminio
Finitura:	Bianco RAL 9010
Trattamento:	Anodizzazione
Tipo di diffusore:	Vetro trasparente
Inclinazione ottica:	30°
Tipo lampada:	LED
Classe energetica:	G
Temperatura colore:	2200K
CRI:	>90
LB Factor:	L80B20 - 100.000h
Step MacAdam:	3
Rischio fotobiologico:	RG1
Potenza assorbita Watt:	2
Lumen:	150
Real Lumen:	137
Alimentazione:	⊗ esclusa
LED:	24V
Classe di isolamento:	⊠ CL.III
Cavo Alimentazione:	0,50 metri H05RN-F 2x0,75
Grado di protezione:	IP 67
Resistenza alla rottura:	IK 10 20J xx9
Marchi di Conformità:	CE UK Eurasian Conformity Mark
Caratteristiche aggiuntive:	↓ 500 ^{KG} _{MAX} Temp. max on diffuser 65°C




CNC 25 2.0 T

LT15800WS1

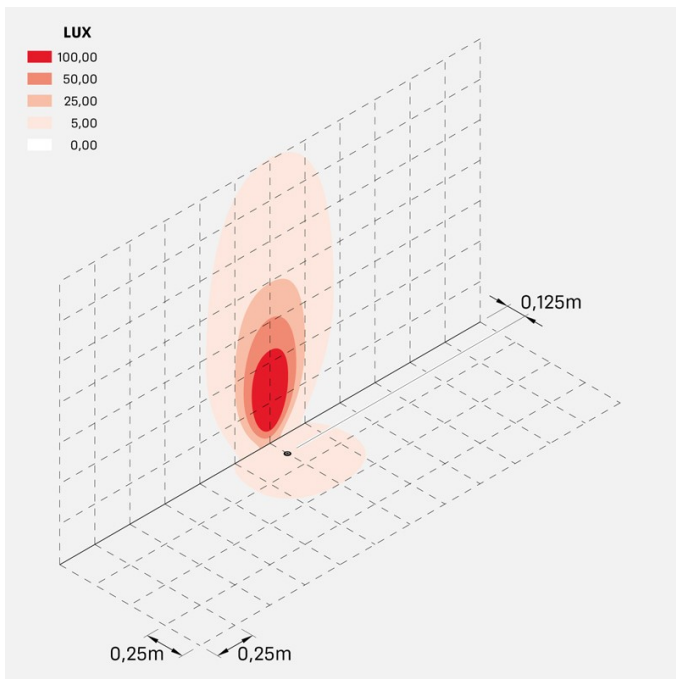
Lombardo.



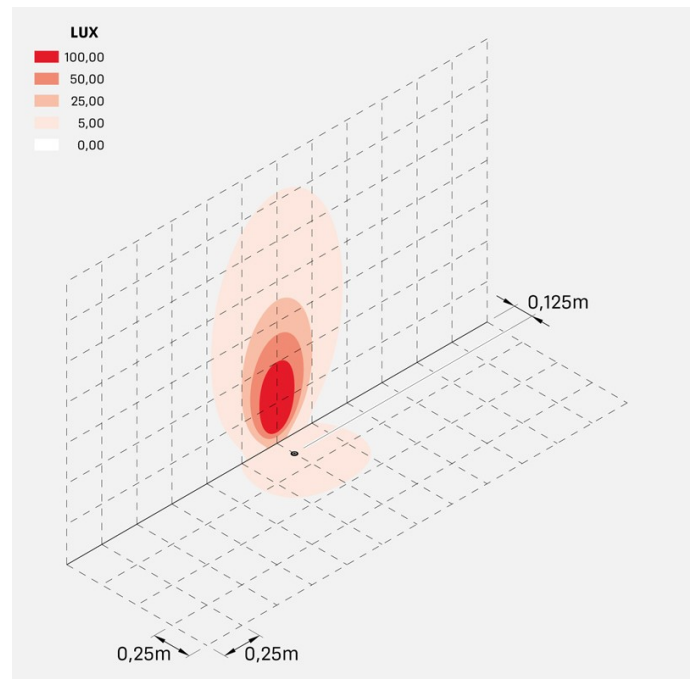
Immagini di montaggio:



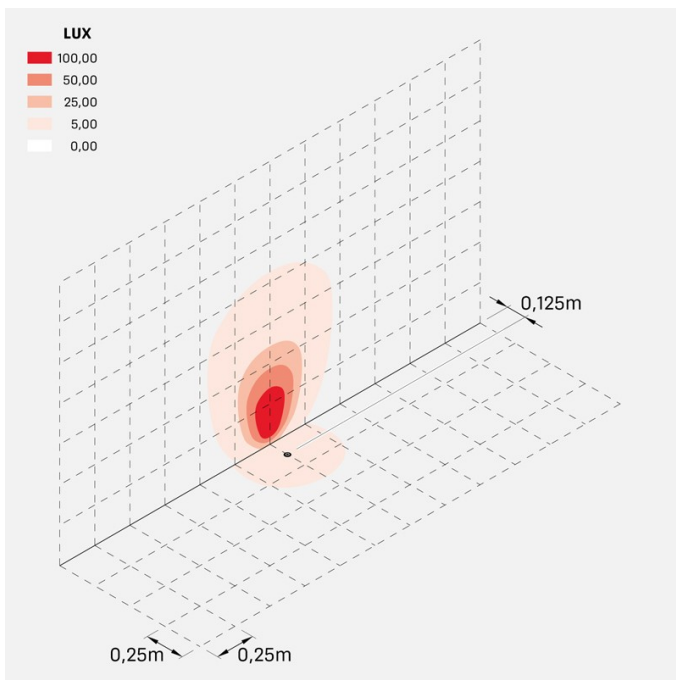
Simulazioni illuminotecniche:



cnc_25t_20_optic_S



cnc_25t_20_optic_M



cnc_25t_20_optic_D

CNC 25 2.0 T

LT15800WS1

Lombardo.

Curva fotometrica:

