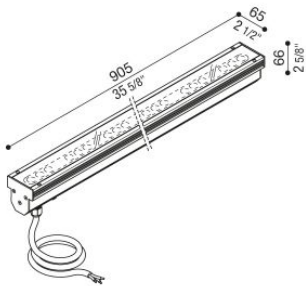


In-Rol 900

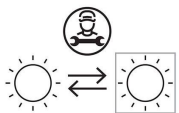
LL156190S2

Lombardo.



Informazioni tecniche:



Installazione:	Incasso terra
Materiale Corpo:	Alluminio
Finitura:	Alluminio Anodizzato Nero
Trattamento:	Anodizzazione
Tipo di diffusore:	Vetro trasparente
Inclinazione ottica:	30°
Tipo lampada:	LED
Classe energetica:	G
Temperatura colore:	2700K
CRI:	>80
LB Factor:	L70B10 - 50.000h
Potenza assorbita Watt:	50
Lumen:	6.100
Real Lumen:	4620
Alimentazione:	☑️ integrata
LED:	220-240 V
Classe di isolamento:	⊕ CL.I
Cavo Alimentazione:	0,8 m H07RN-F 3x1
Grado di protezione:	IP 67
Resistenza alla rottura:	IK 10 20J xx9
Marchi di Conformità:	CE UK ENEC
Caratteristiche aggiuntive:	↓Ⓢ 2000 ^{KG} _{MAX}
Temperatura di funzionamento:	-30°C / +50°C




In-Rol 900

LL156190S2

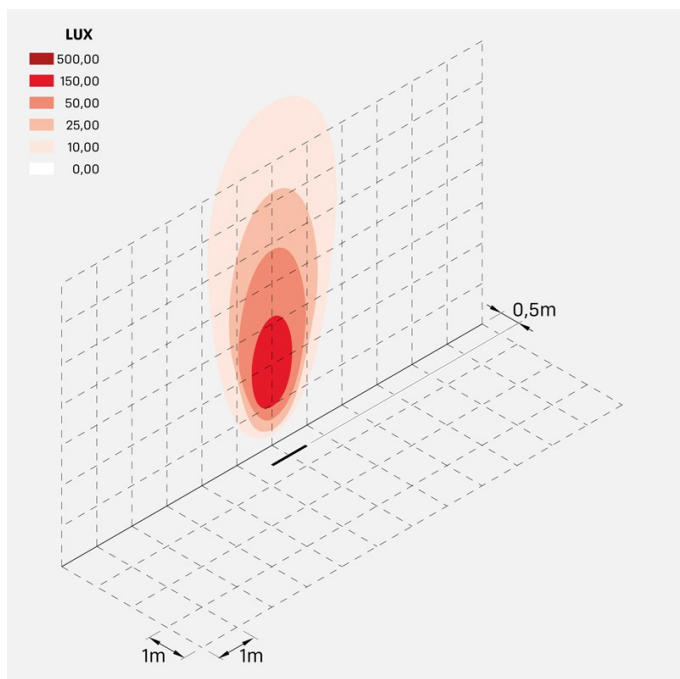
Lombardo.



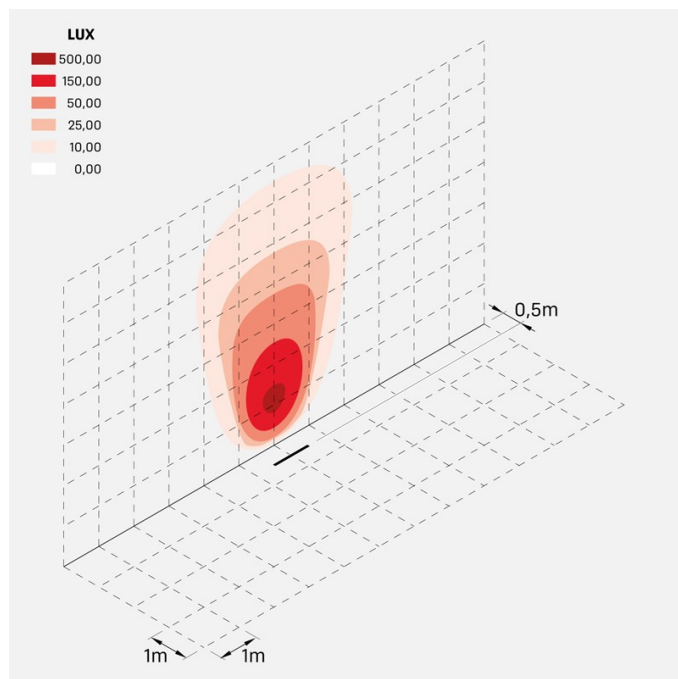
Immagini di montaggio:



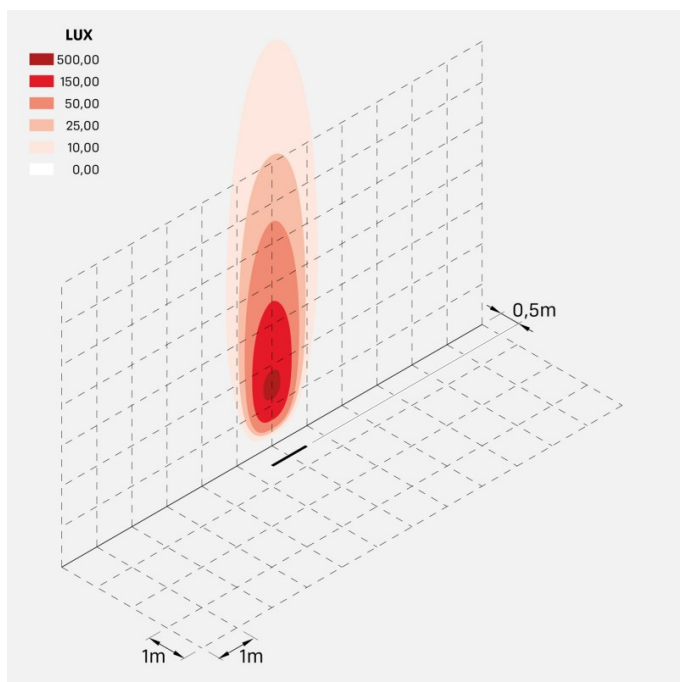
Simulazioni illuminotecniche:



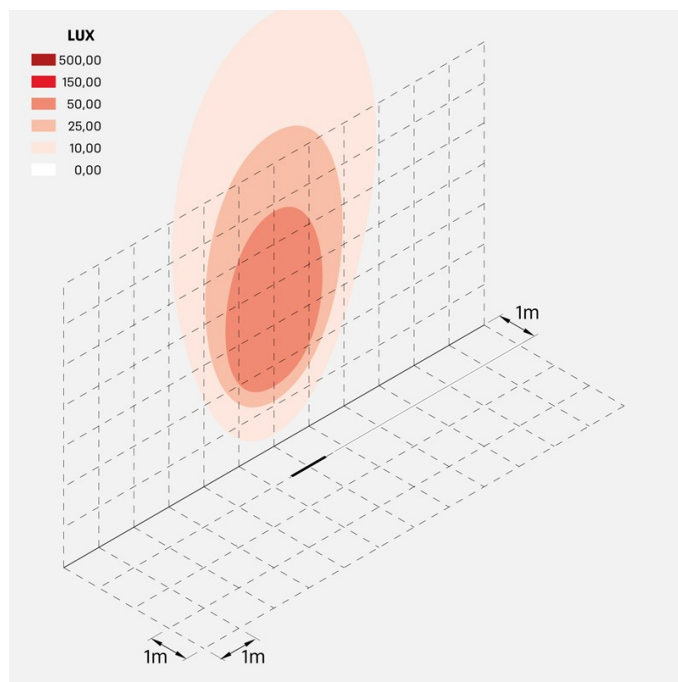
in-rol_900_50W_optic_S



in-rol_900_50W_optic_M



in-rol_900_50W_optic_E



in-rol_900_50W_optic_W