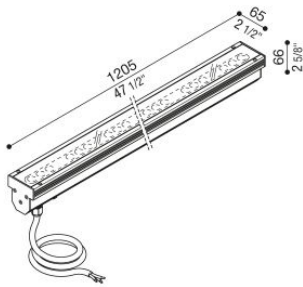


In-Rol 1200

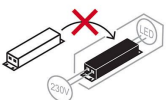
LL156112W2

Lombardo.



Informazioni tecniche:



Installazione:	Incasso terra
Materiale Corpo:	Alluminio
Finitura:	Alluminio Anodizzato Nero
Trattamento:	Anodizzazione
Tipo di diffusore:	Vetro trasparente
Inclinazione ottica:	Wall-washer
Tipo lampada:	LED
Classe energetica:	G
Temperatura colore:	2700K
CRI:	>80
LB Factor:	L70B10 - 50.000h
Potenza assorbita Watt:	70
Lumen:	8.200
Real Lumen:	6160
Alimentazione:	☑️ integrata
LED:	220-240 V
Classe di isolamento:	⊕ CL.I
Cavo Alimentazione:	0,8 m H07RN-F 3x1
Grado di protezione:	IP 67
Resistenza alla rottura:	IK 10 20J xx9
Marchi di Conformità:	CE UK ENEC
Caratteristiche aggiuntive:	↓Ⓢ 2000 ^{KG} _{MAX}
Temperatura di funzionamento:	-30°C / +50°C




In-Rol 1200

LL156112W2

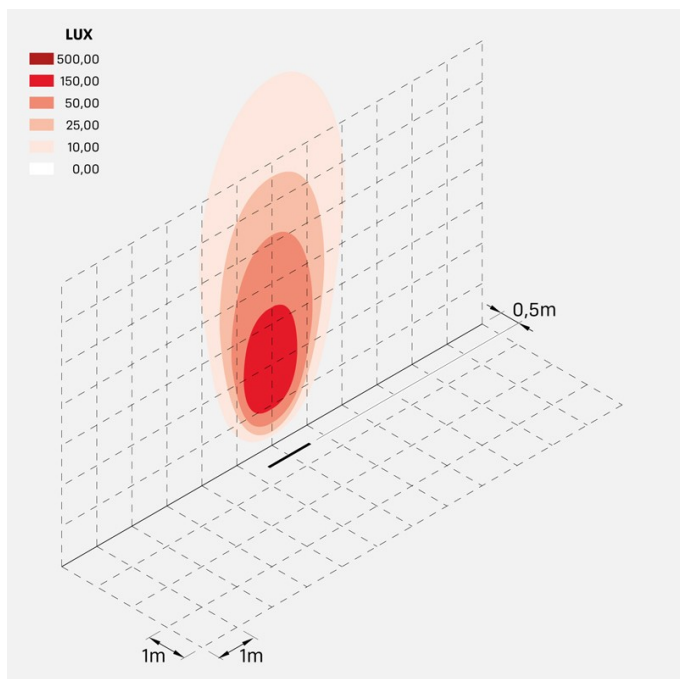
Lombardo.



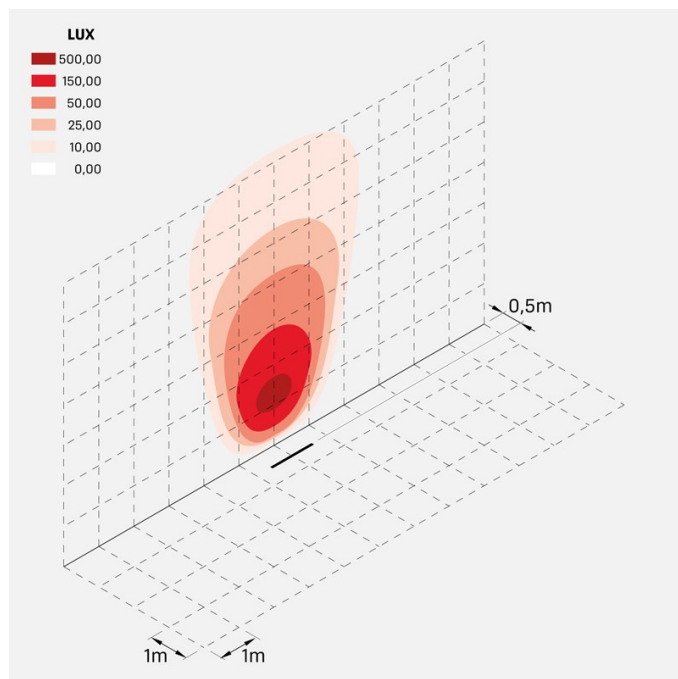
Immagini di montaggio:



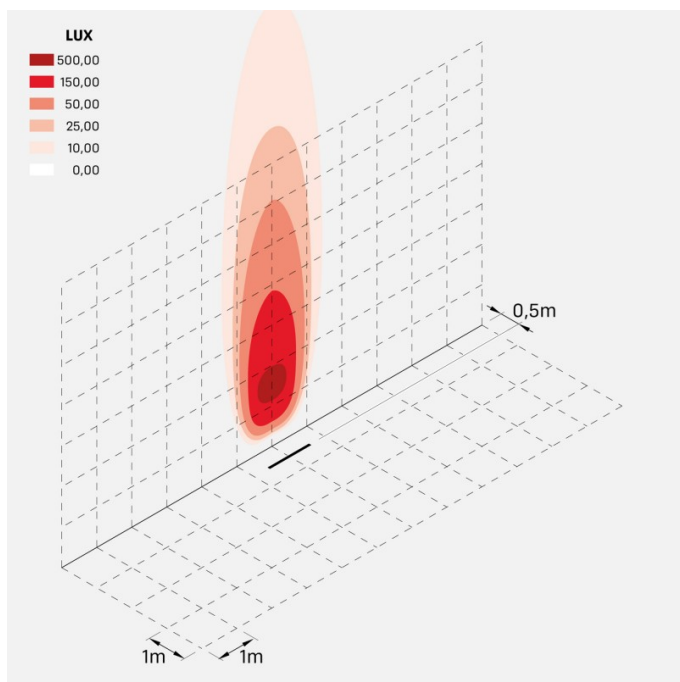
Simulazioni illuminotecniche:



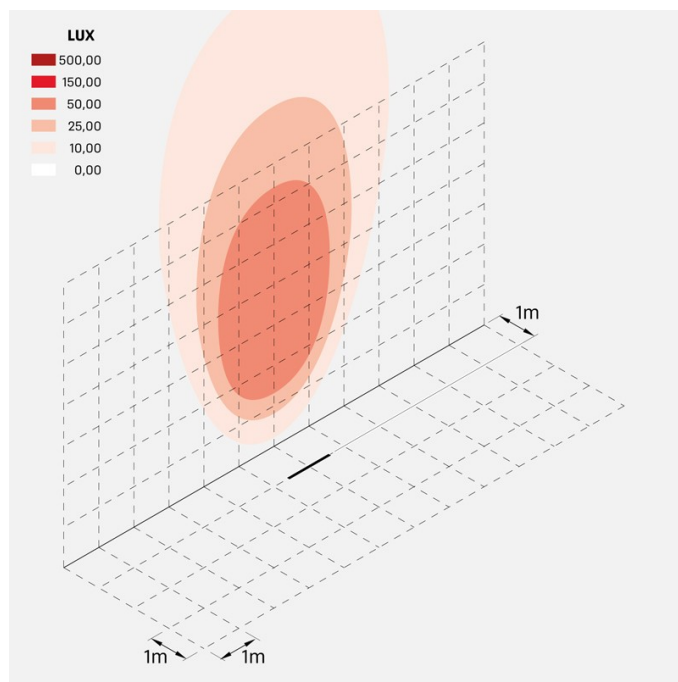
in-rol_1200_66W_optic_S



in-rol_1200_66W_optic_M



in-rol_1200_66W_optic_E



in-rol_1200_66W_optic_W

In-Rol 1200

LL156112W2

Lombardo.

Curva fotometrica:

