

Code	Length	Type
C00460WHADI	1m (+/-2mm)	2200K
C00460WHMDI	1m (+/-2mm)	2700K
C00460WHWDI	1m (+/-2mm)	3000K
C00460WHTDI	1m (+/-2mm)	3500K
C00460WHNDI	1m (+/-2mm)	4000K
C00460WHVDI	1m (+/-2mm)	RGBW

Code	Length	Type
C00461WHADI	5m (+/-3mm)	2200K
C00461WHMDI	5m (+/-3mm)	2700K
C00461WHWDI	5m (+/-3mm)	3000K
C00461WHTDI	5m (+/-3mm)	3500K
C00461WHNDI	5m (+/-3mm)	4000K
C00461WHVDI	5m (+/-3mm)	RGBW

Code	Length	Type
C00462WHADI	10m (+/-4mm)	2200K
C00462WHMDI	10m (+/-4mm)	2700K
C00462WHWDI	10m (+/-4mm)	3000K
C00462WHTDI	10m (+/-4mm)	3500K
C00462WHNDI	10m (+/-4mm)	4000K
C00462WHVDI	10m (+/-4mm)	RGBW

Rubber 10W/M				
Code	CCT code	Type	Rubber length	Tolerance
C0016	A (2200k)	DI-ffused	129 - 10004 mm	≤1m -> ±2mm
	M (2700k)		129 - 10004 mm	
	W (3000k)		129 - 10004 mm	≤5m -> ±3mm
	T (3500k)		129 - 10004 mm	≤10m -> ±4mm
	N (4000k)		129 - 10004 mm	

Rubber RGBW				
Code	CCT code	Type	Rubber length	Tolerance
C0016	V (RGBW)	DI-ffused	129 - 10004 mm	≤1m -> ±2mm ≤5m -> ±3mm ≤10m -> ±4mm

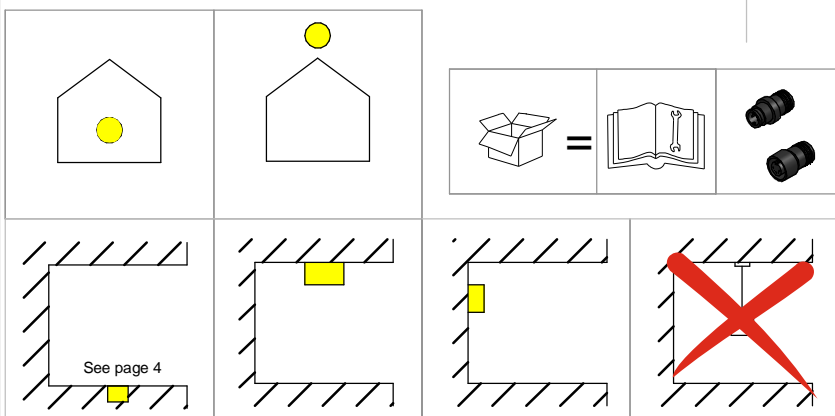
ATTENZIONE
PER L'INSTALLAZIONE E UTILIZZO DELL'APPARECCHIO
ATTENERSI ALLE ISTRUZIONI DI SEGUITO.
QUALSIASI VARIANTE DEVE ESSERE CONCORDATA
CON L'AZIENDA PER NON PERDERE LA GARANZIA

ATTENTION
FOR INSTALLATION AND USE OF THE APPLIANCE,
FOLLOW THE INSTRUCTIONS BELOW.
ANY VARIANTS MUST BE AGREED ON WITH THE
COMPANY TO PREVENT VOIDING THE WARRANTY.

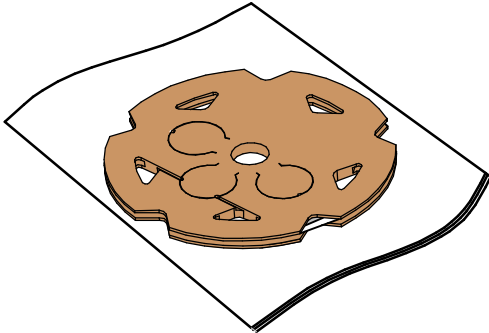
ATTENTION
POUR L'INSTALLATION ET L'UTILISATION DE
L'APPAREIL, SUIVEZ LES INSTRUCTIONS CI-DESSOUS.
TOUT ACCORD AVEC L'ENTREPRISE POUR TOUTE
VARIATION DOIT ÊTRE ACCEPTÉ AFIN D'ÉVITER
L'ANNULATION DE LA GARANTIE.

AUFMERKSAMKEIT
BEFOLGEN SIE FÜR DIE INSTALLATION UND BENUTZUNG
DES GERÄTS DIE UNTENSTEHENDEN ANWEISUNGEN.
ALLE ABWEICHUNGEN MÜSSEN MIT DEM UNTERNEHMEN
ABGESEHEN WERDEN, DAMIT DIE GARANTIE NICHT ERLISCHT.


ATENCIÓN
PARA LA INSTALACIÓN Y EL USO DEL APARATO,
SIGA LAS INSTRUCCIONES A CONTINUACIÓN.
CUALQUIER VARIANTE DEBE ACORDARSE
CON LA EMPRESA PARA EVITAR LA ANULACIÓN
DE LA GARANTÍA.




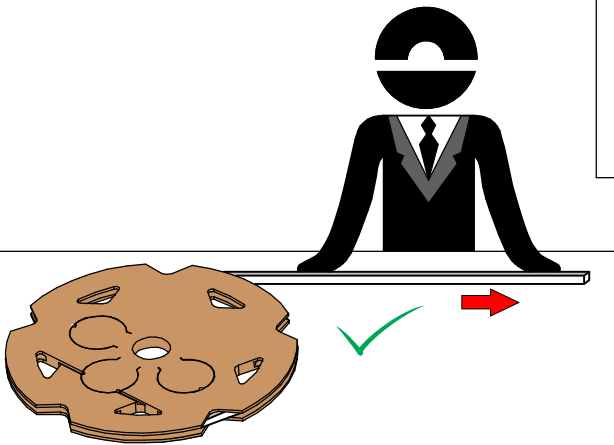
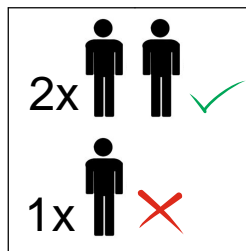
1





2

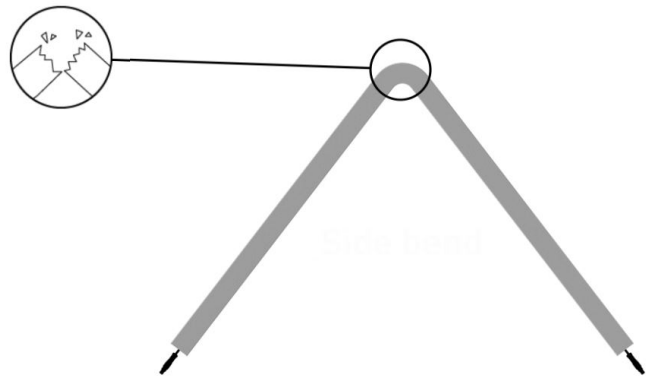
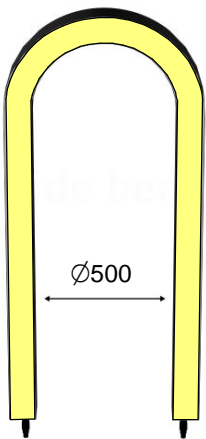
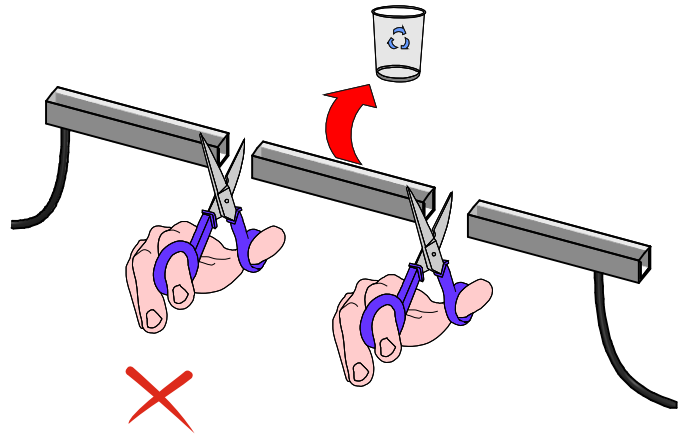
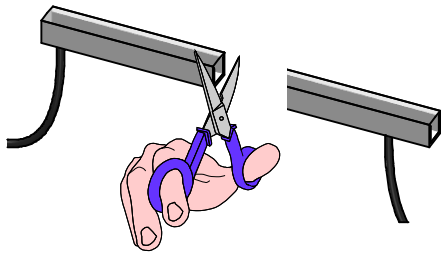
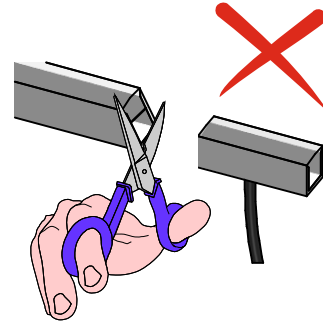
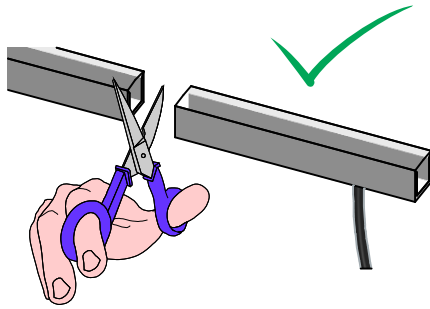
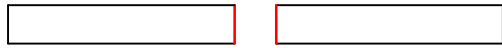


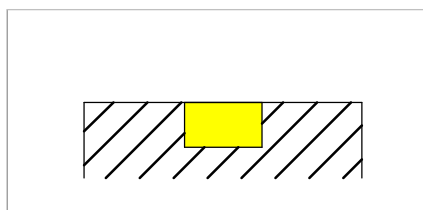
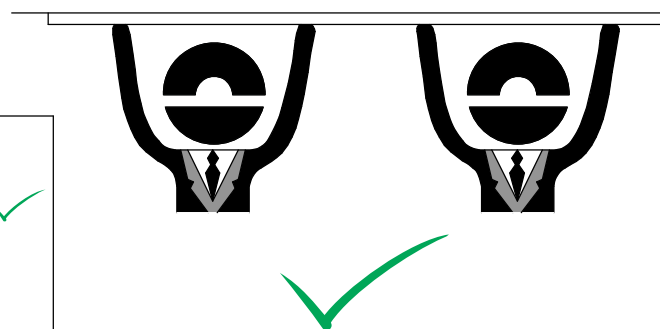
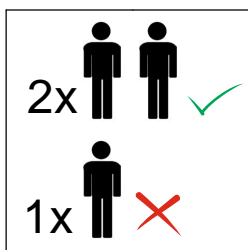
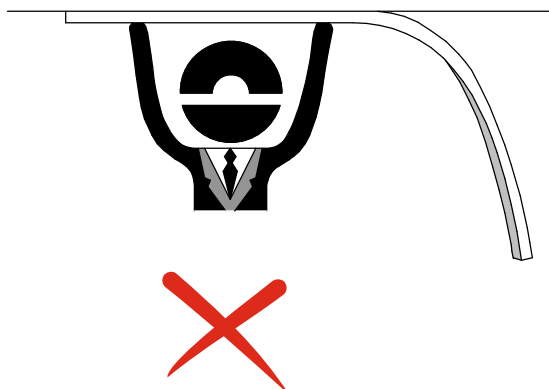
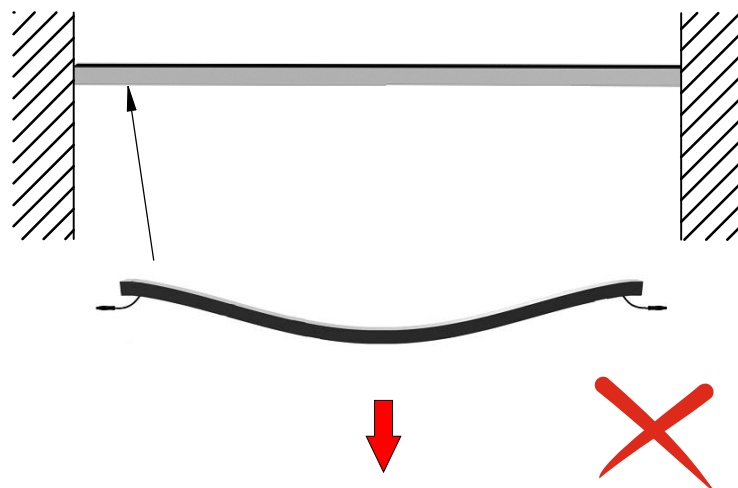

3



4







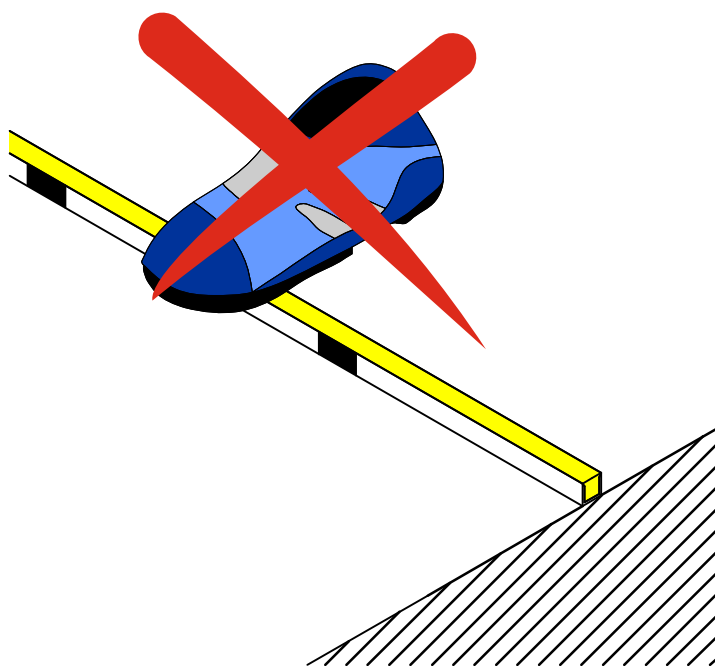
IT - Garantire il drenaggio dell'acqua per installazioni a pavimento

EN - Ensuring water drainage for floor installations

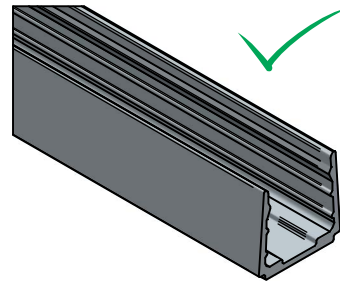
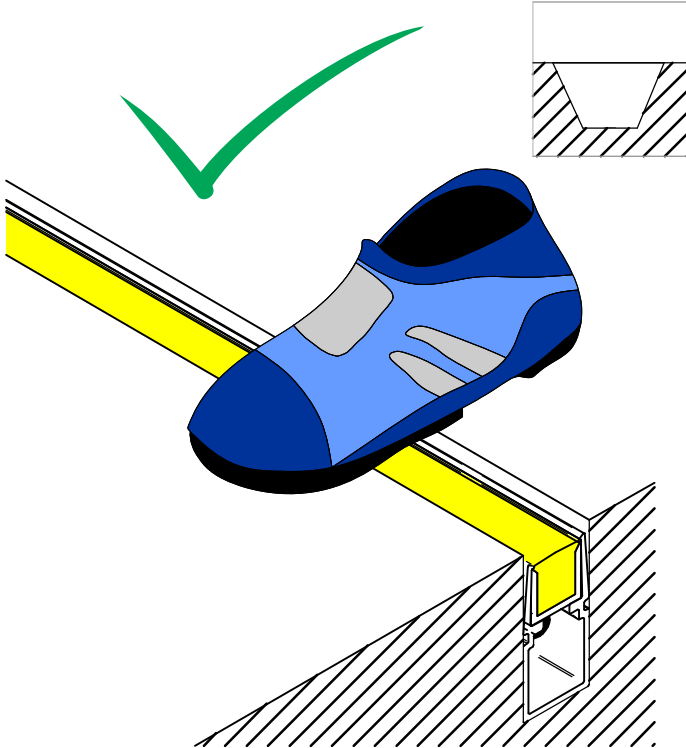
DE - Sicherstellung des Wasserabflusses für Bodeninstallationen

FR - Assurer l'évacuation de l'eau pour les installations au sol

ES - Garantizar el drenaje del agua en instalaciones de suelo

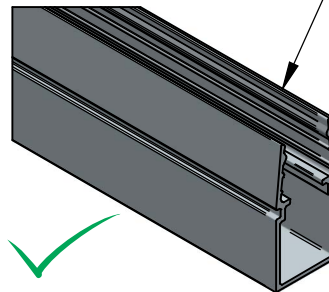


IT - Accessori da utilizzare e non, per il montaggio
 EN - Accessories to use and not to use for assembly
 DE - Für die Montage zu verwendendes und nicht zu verwendendes Zubehör
 FR - Accessoires à utiliser et à ne pas utiliser pour le montage
 ES - Accesorios a utilizar y no utilizar para el montaje

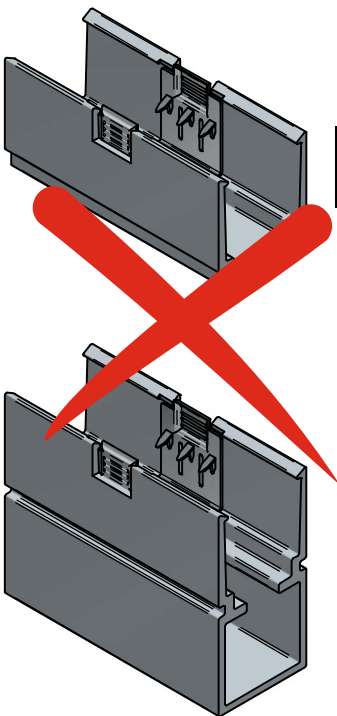


Code	Color	Length
99549	Gray	1m
82198	Gray	2m
C-K100007	Black	1m
C-K100008	Black	2m

See instruction sheet FGI00249




Code	Color	Length
83034	Gray	1m
82199	Gray	2m
C-K100009	Black	1m
C-K100010	Black	2m



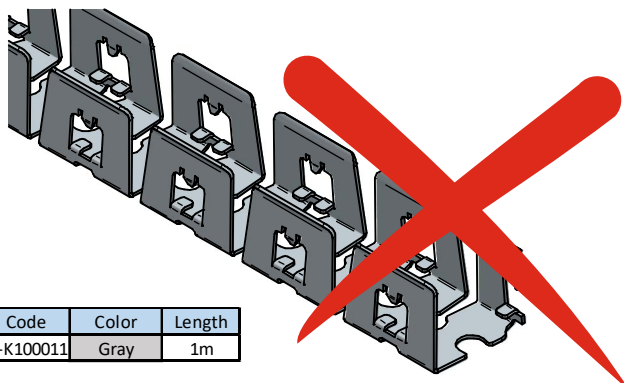
Code	Color	Length
C-F400001	Gray	50 mm
C-F400002	Black	50 mm

Code	Color	Length
C-F400003	Gray	50 mm
C-F400004	Black	50 mm

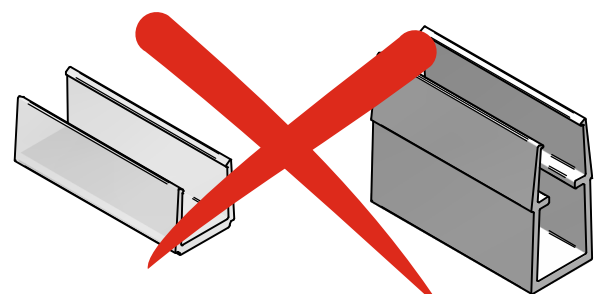


Code	Color	Length
C-K100004	White	2m
C-K100005	White	1m

Code	Color	Length
C-K100001	White	2m
C-K100002	White	1m

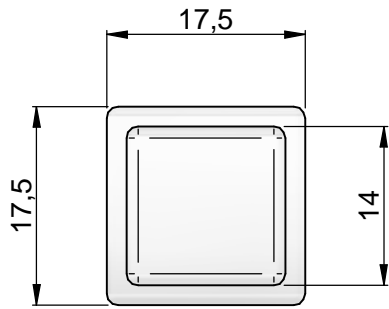
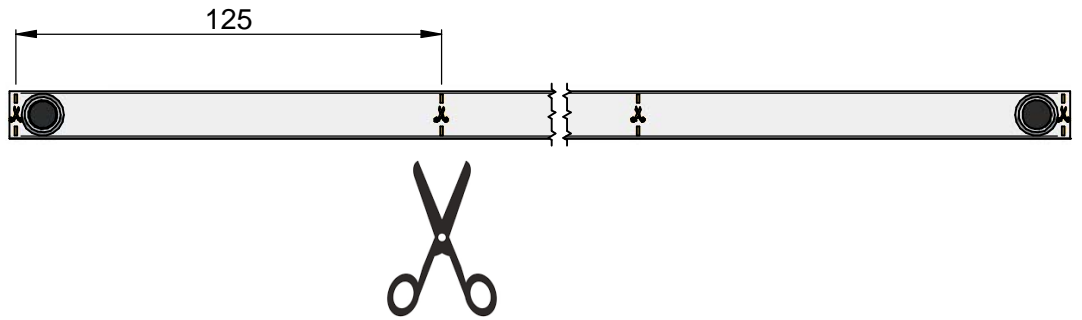


Code	Color	Length
C-K100011	Gray	1m

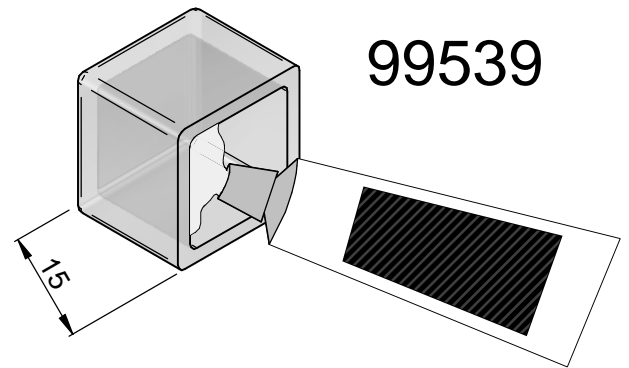


Code	Color	Length
C-K100003	White	50 mm

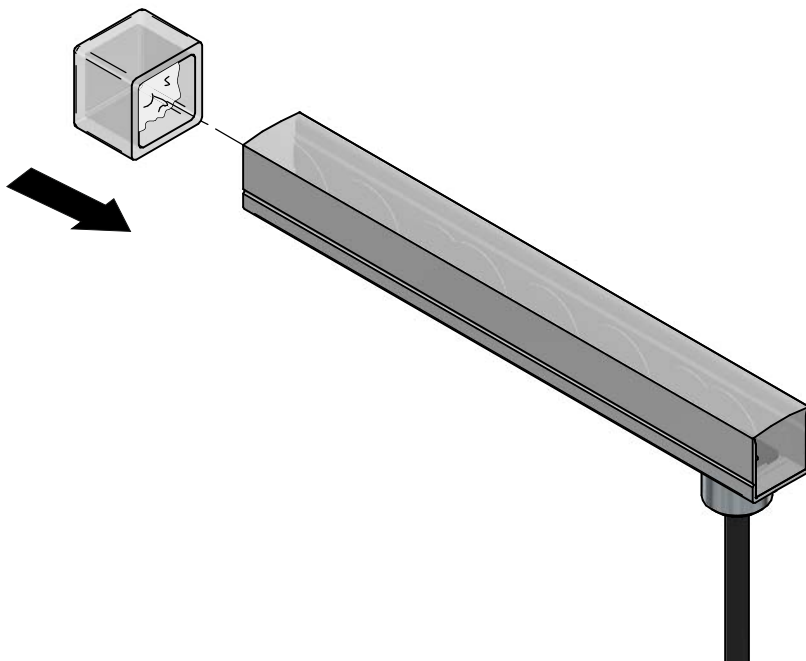
Code	Color	Length
C-K100006	White	50 mm



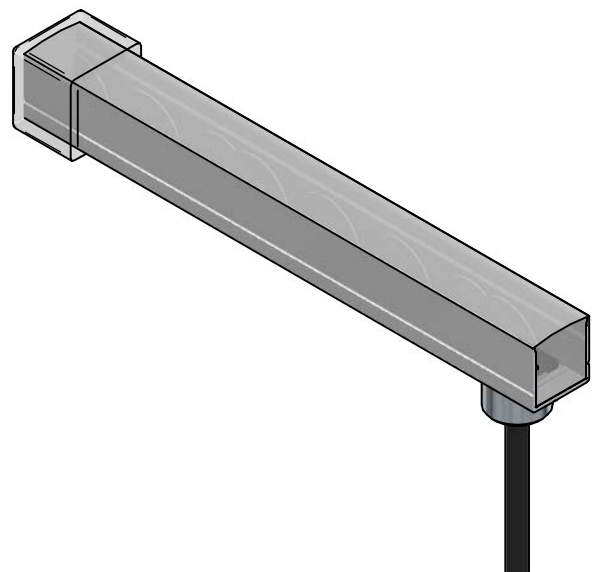
1



2



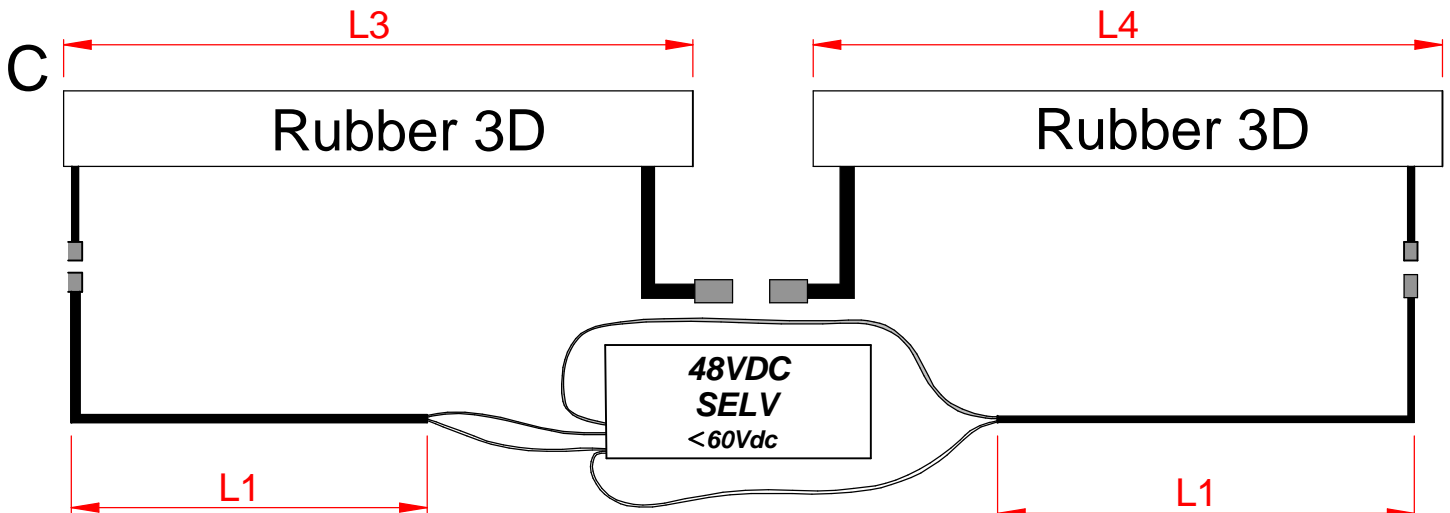
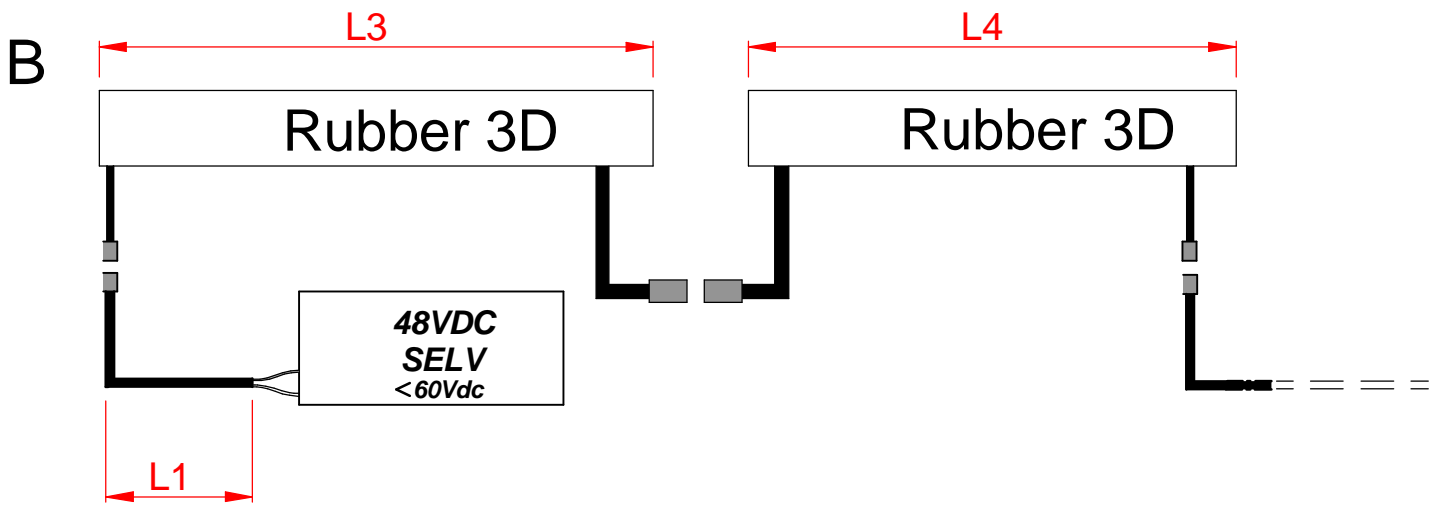
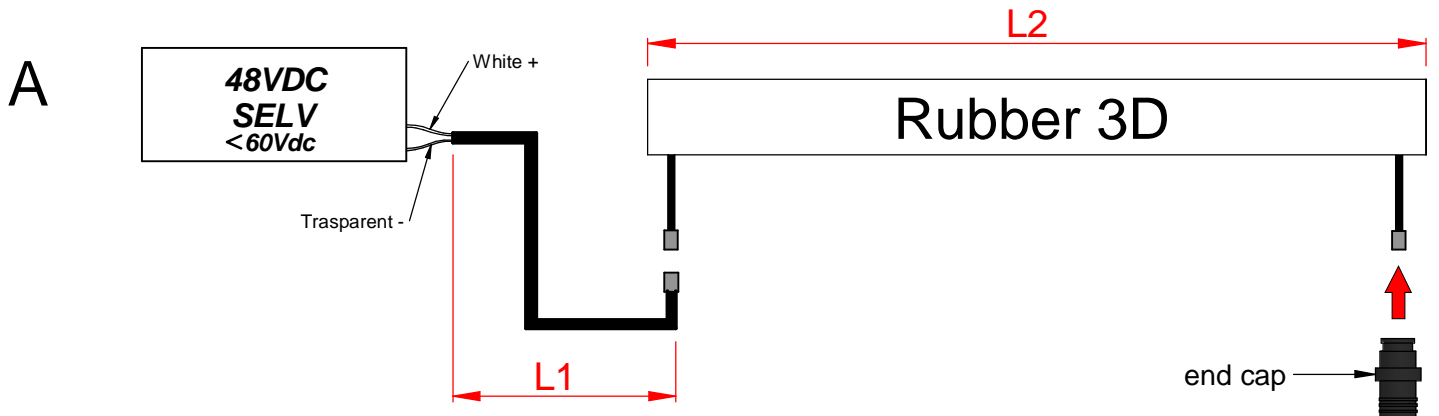
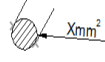
3



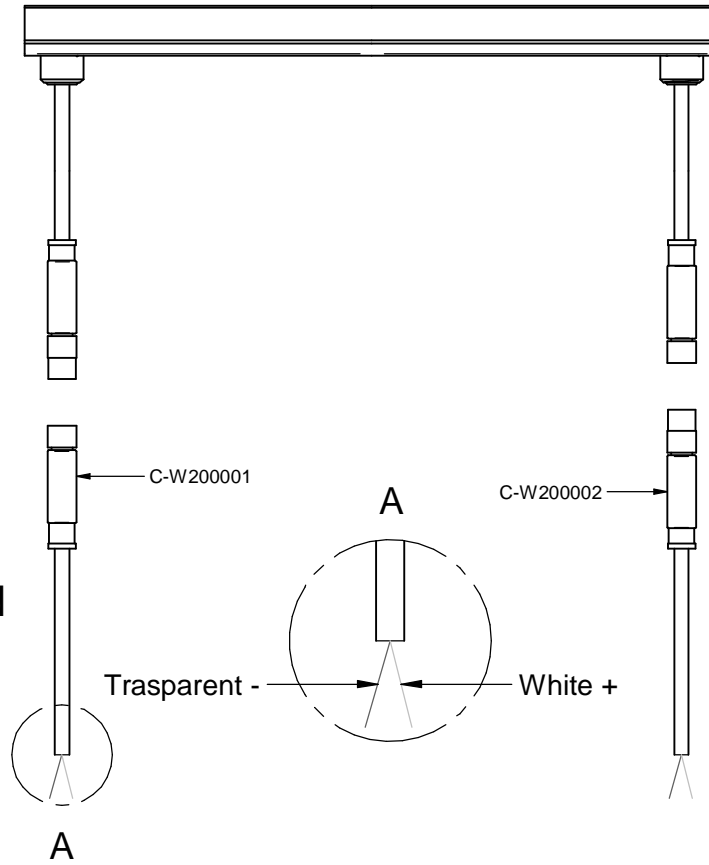
Single color

Xmm	L1 max	L2 max
0,75	25m	10m
0,75	5m	15m
1,5	30m	10m
1,5	15m	15m
2,5	30m	10m
2,5	25m	15m

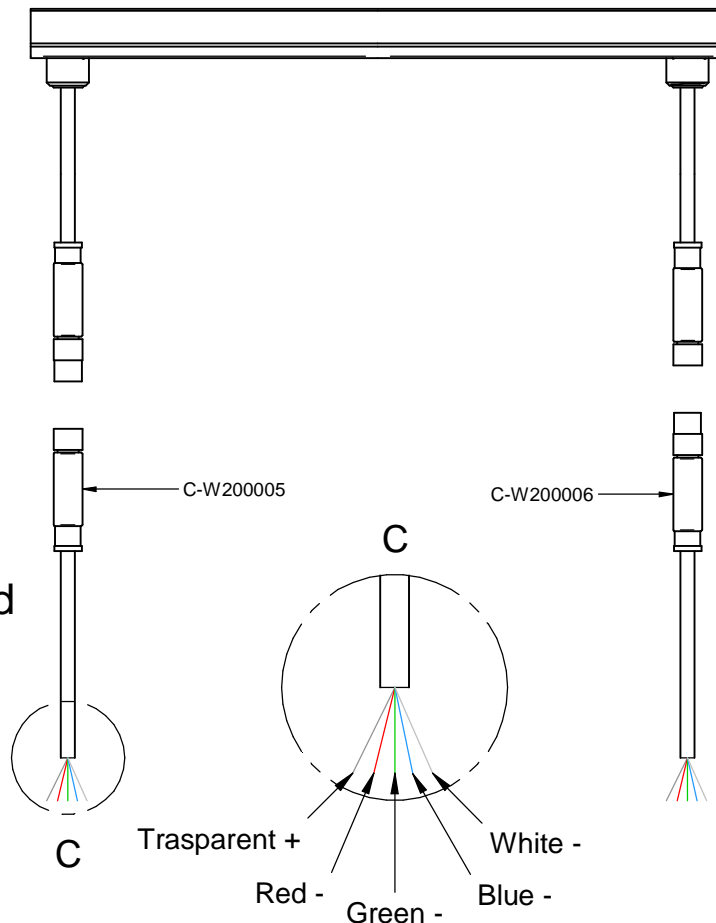
$L2 = L3 + L4$



Cable not included



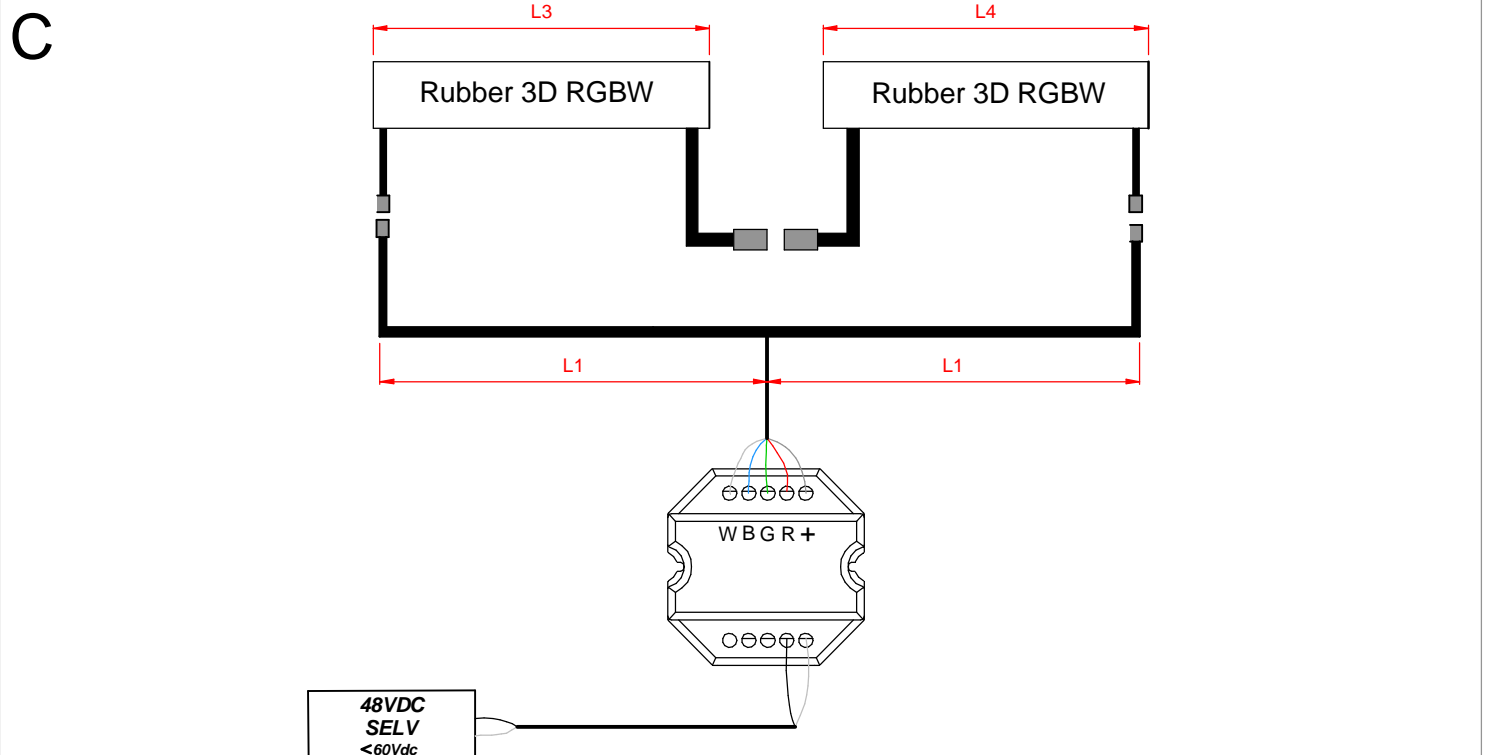
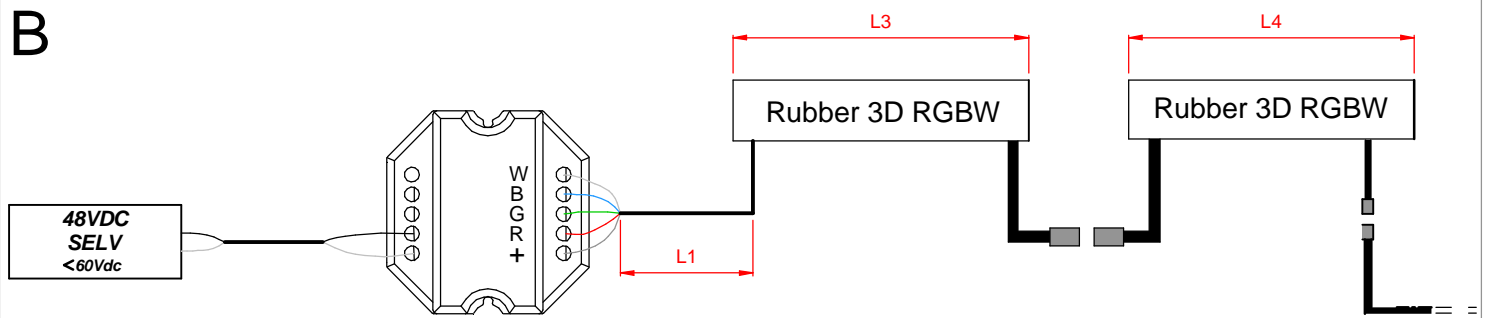
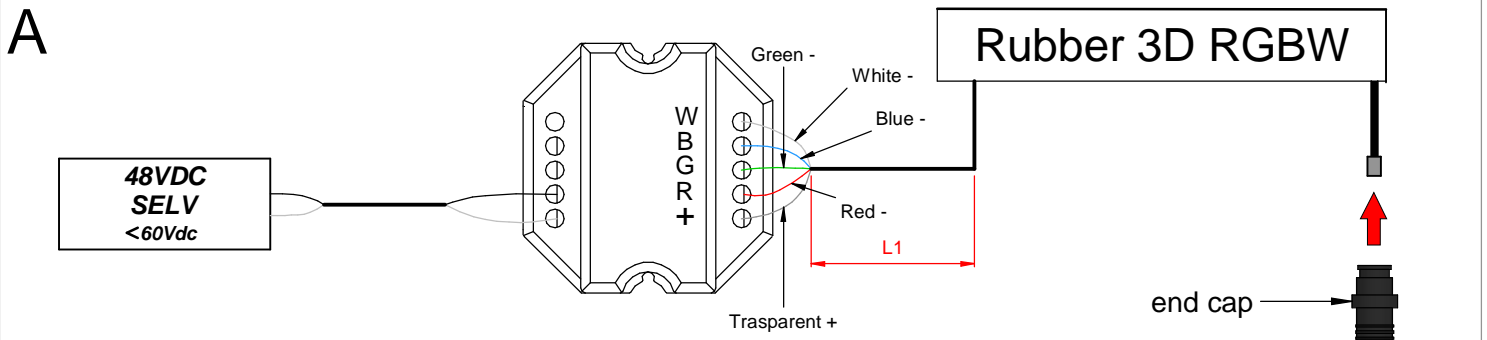
Cable not included



RGBW 48V

	Xmm	L1 max	L2 max
	0,75	30m	5m
	0,75	5m	10m
	1,5	30m	5m
	1,5	10m	10m
	2,5	30m	5m
	2,5	20m	10m

$L2 = L3 + L4$



Esclusione e Limitazione di Responsabilità sul Prodotto

0. INTRODUZIONE

Rubber è progettata per soddisfare gli standard **IP67 o IP68**, a seconda del modello.

Rubber è resistente alle alte temperature, ai raggi UV ed alla sommersione.

Attenersi strettamente alle istruzioni del prodotto e degli accessori, la mancata osservanza delle indicazioni di seguito riportate può causare danni ed invalidare la garanzia.

1. CLORO

Il cloro deve essere rigorosamente utilizzato in conformità alla concentrazione raccomandata, riportata nel manuale del prodotto. [max 5 ppm].

È vietato superare la concentrazione massimo di cloro di 5 ppm, l'inosservanza di tale limite causerà grave opacizzazione della superficie della Rubber.

Una leggera opacizzazione superficiale è da considerarsi normale anche con concentrazioni di cloro pari o inferiori a 5 ppm, causata dal contatto del cloro con la Rubber.

Il mancato rispetto delle limitazioni sopra indicate può comportare la decadenza della garanzia del prodotto.

2. CEMENTO

È vietata l'applicazione diretta di cemento, calcestruzzo o qualsiasi altro tipo di malta sulla superficie della Rubber.

L'impiego di tali materiali comporterà i seguenti effetti sul prodotto:

- Azione corrosiva sulla superficie;
- Degradazione dei cavi;
- Danni alla superficie del prodotto (può verificarsi nel tentativo di rimozione o regolazione prodotto);
- Danni interni con conseguenti malfunzionamenti o guasti;
- Danni interni non rilevabili che potrebbero dare origine a scenari di pericolo in futuro.

Un uso improprio di tali sostanze causerà la decadenza della garanzia del prodotto.

3. ACIDI

È tassativamente vietato l'utilizzo, per qualsiasi motivo, di acidi sulla Rubber.

Per la pulizia del prodotto, usare esclusivamente detergenti a pH neutro.

L'impiego di acidi sul prodotto comporterà i seguenti effetti:

- Corrosione totale della superficie del cavo;
- Corrosione totale del connettore.

L'uso di acidi, oltre a danneggiare la Rubber, rappresenta un estremo pericolo per l'operatore.

L'utilizzo di acidi, ad esempio acido cloridrico o candeggina, sul prodotto comporterà la decadenza della garanzia.

4. SOLLECITAZIONI MECCANICHE

È obbligatorio attenersi scrupolosamente al manuale della Rubber per il corretto montaggio e utilizzo.

L'inosservanza delle indicazioni fornite nel manuale può causare il danneggiamento del prodotto.

L'utilizzo di oggetti quali cacciaviti o martelli per il posizionamento e montaggio della Rubber danneggerà il prodotto, causando guasti che potrebbero rappresentare un pericolo per gli utenti.

Le seguenti azioni potrebbero causare danni e sono pertanto tassativamente vietate:

- Tentare di forzare il prodotto utilizzando strumenti impropri (martello, cacciavite, ecc....);
- Piegare il prodotto con un raggio di curvatura inferiore a quanto riportato nel manuale, minimo Φ 500 [mm], ciò causerà la frattura del PCB con conseguenti sezioni della Rubber spente.

L'esecuzione di tali azioni comporterà la decadenza della garanzia del prodotto.

Product Disclaimer and Limitation of Liability

0. INTRO

Rubber is designed to meet **IP67 or IP68** standards, depending on the model.

Rubber has high temperature, UV and submersion resistance.

Adhere strictly to the product and accessory instructions, failure to follow the important indications below may result in damage and loss of warranty.

1. CHLORINE

Chlorine is to be strictly used in conformity of the recommended concentration reported in the product's manual. [max 5 ppm].

Exceeding the 5 ppm maximum chlorine concentration is forbidden, doing so will lead to severe clouding of the Rubber surface.

A light surface clouding is to be expected even if the chlorine is at or below 5 ppm caused by the contact of chlorine with the Rubber.

Not respecting the limitations may cause the loss of the product warranty.

2. CEMENT

Cement, concrete or any other type of slurry must not be used directly onto the Rubber.

The use of those materials will lead to the following effects on the product:

- Corrosive action on the surface;
- Cables degradation;
- Damage to the product's surface (might happen when attempting to remove or adjust the product);
- Internal damage causing malfunctions or failures;
- Undetectable internal damage could lead to dangerous scenarios in the future.

Improper use of them will cause the loss of the product warranty.

3. ACIDS

Using acids on the Rubber, for whatever reason, is absolutely forbidden.

To clean the product use only pH-neutral cleaners.

Using acids on the product will lead to the following effects:

- Complete corrosion of the cable's surface;
- Complete corrosion of the connector.

Not only acids cause damage on the Rubber but they are extremely dangerous to the operator.

Any use of acids, e.g. hydrochloric or bleach, on the product will cause the loss of the product warranty.

4. MECHANICAL STRESSES

It is mandatory to follow precisely Rubber's manual for its correct mounting and handling.

Not following the indications given by the manual can lead to damage of the product.



Using objects such as screw drivers or hammers to place/mount the Rubber will create damage to the product resulting to faults that could create harm to the users.

These actions could produce damage, therefore they are absolutely forbidden:

- Attempting to force the product using unconventional tools (hammer, screw driver, etc...);
- Bending the product tighter than what reported on the manual, minimum Φ 500 [mm], will cause PCB fracturing resulting in sections of the Rubber failing to light up.

Committing these actions will cause the loss of the product warranty.

ISTRUZIONI PER IL LAVAGGIO DELL'APPARECCHIO D'ILLUMINAZIONE
LUMINAIRE CARE INSTRUCTIONS
ISTRUCCIONES PARA LIMPIAR LA LUMINARA
INSTRUCTIONS POUR LE LAVAGE DE L'APPAREIL D'ECLAIRAGE
ANLEITUNG ZUR REINIGUNG DES BELEUCHTUNGSGERATS



IT - ATTENZIONE!!!

Lavare la superficie del diffusore luce con panno umido, utilizzando solo acqua e sapone neutro.

EN - WARNING!!!

Wipe clean with a cloth dampened in water with neutral detergent.

ES - ATENCION!!!

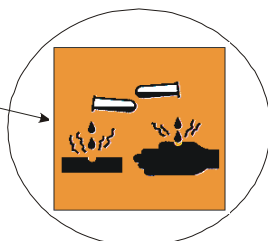

Limpie la superficie del difusor con un pano humedecido con agua y jabon neutro.

FR - ATTENTION!!!

Laver la surface du diffuseur de lumiere a l'aide d'un chiffon humide et en utilisant seulement de l'eau et du savon neutre.

DE - ACHTUNG!!!

Die oberfläche vom lampenschirm mit einem feuchten lappen reinigen. De lappen mit wasser und neutralseife befeuchten.



IT - ATTENZIONE!!!

Non utilizzare panni abrasivi e/o solventi.

EN - WARNING!!!

Avoiding the use of chemical solvents and/or abrasive cloths.

ES - ATENCION!!!

No utilizar panos abrasivos y solventes.

FR - ATTENTION!!!

Ne pas utiliser de chiffons abrasifs ou de dissolvants.

DE - ACHTUNG!!!

Abschleifende tuche und/oder losungsmittel nicht benutzen.