FGI00359

rev:0

linea light

i-LèD

☐ **83293**

■ **83294**

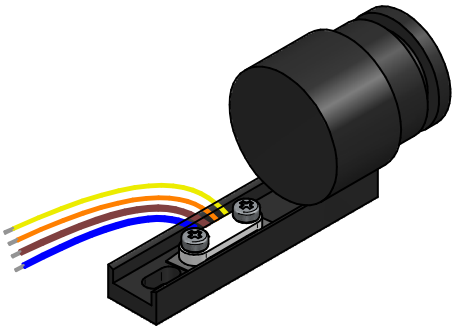

TIPO/TYPE/TIPO/ TYPE/TYP/النوع	OTTICA/OPTICS/ÓPTICA/ OPTIQUE/OPTICS/البصريات	CONTROLLO/CONTROL/CONTROL/CONTRÔLE/KONTROLLE/التحكم	FUNZIONAMENTO/OPERATION/ OPERACIÓN/FONCTIONNEMENT /BETRIEB/العملية
	DIFFUSA/DIFFUSED/DIFUSOS/ DIFFUSÉ/DIFFUSED/مدمج	ON/OFF;DALI;PUSH DIM; 0-10V;1-10V	48V -> 42V
		DALI P2P	48V -> 42V
	UGR<19	ON/OFF;DALI;PUSH DIM; 0-10V;1-10V	48V -> 42V
		DALI P2P	48V -> 42V
	UGR+DIFFUSA/UGR+DIFFUSED/UGR+DIFUSOS/UGR+DIFFUSÉ/ UGR+DIFFUSED/UGR+مدمج	ON/OFF;DALI;PUSH DIM; 0-10V;1-10V	48V -> 42V
		DALI P2P	48V -> 42V
	SPOTLIGHT/تسليط الضوء	ON/OFF;DALI;PUSH DIM; 0-10V;1-10V	48V -> 40V
		DALI P2P	48V -> 42V
	SPOTLIGHT/تسليط الضوء	ON/OFF;DALI;PUSH DIM; 0-10V;1-10V	48V -> 40V
		DALI P2P	48V -> 42V
	DIFFUSA/DIFFUSED/DIFUSOS/ DIFFUSÉ/DIFFUSED/مدمج	ON/OFF;DALI;PUSH DIM; 0-10V;1-10V	48V -> 44V
		DALI P2P	48V -> 44V

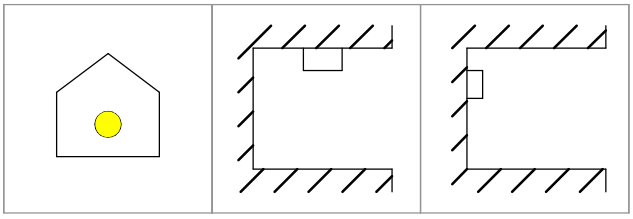

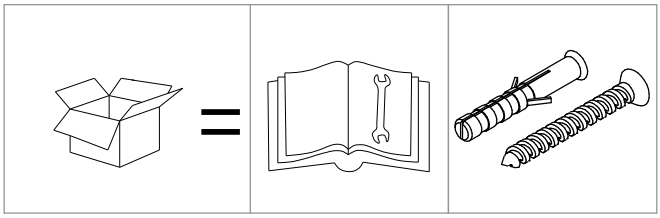

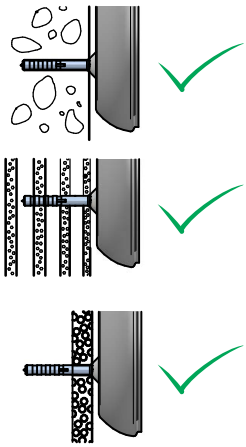

ATTENZIONE:
SE LA CONFIGURAZIONE PREVEDE UN FISSAGGIO PARETE/PARETE (1) O PARETE/SOFFITTO (2), IL PRIMO ELEMENTO DA FISSARE DEVE ESSERE L'ACCESSORIO 83285 (VERSIONE BIANCA) O 83286 (VERSIONE NERA)

ATTENTION:
IF THE CONFIGURATION INCLUDES WALL/WALL (1) OR WALL/CEILING (2) FIXING, THE FIRST ITEM TO BE FIXED MUST BE THE ACCESSORY 83285 (WHITE VERSION) OR 83286 (BLACK VERSION)

ATENCIÓN:
SI LA CONFIGURACIÓN PREVÉ LA FIJACIÓN PARED/PARED (1) O PARED/TECHO (2), EL PRIMER ELEMENTO A FIJAR DEBE SER EL ACCESORIO 83285 (VERSIÓN BLANCA) O 83286 (VERSIÓN NEGRA)

ATTENTION :
SI LA CONFIGURATION PRÉVOIT UNE FIXATION MUR/MUR (1) OU MUR/PLAFOND (2), LE PREMIER ÉLÉMENT À FIXER DOIT ÊTRE L'ACCESSOIRE 83285 (VERSION BLANCHE) OU 83286 (VERSION NOIRE).
ÉLÉMENT À FIXER DOIT ÊTRE L'ACCESSOIRE 83285 (VERSION BLANCHE) OU 83286 (VERSION NOIRE).

ACHTUNG!
WENN DIE KONFIGURATION EINE WAND/WAND (1) ODER WAND/DECKE (2) BEFESTIGUNG VORSIEHT, MUSS DAS ERSTE MUSS DAS ERSTE ZU BEFESTIGENDE ELEMENT DAS ZUBEHÖR 83285 (WEISSE VERSION) ODER 83286 (SCHWARZE VERSION) SEIN.

تنبيه:
إذا كان التكوين يتصور تثبيت حائط/جدار (1) أو حائط/سقف (2)، يجب أن يكون العنصر الأول
يجب أن يكون العنصر المراد تثبيته هو الملحق 83285 (الإصدار الأبيض) أو 83286 (الإصدار الأسود)

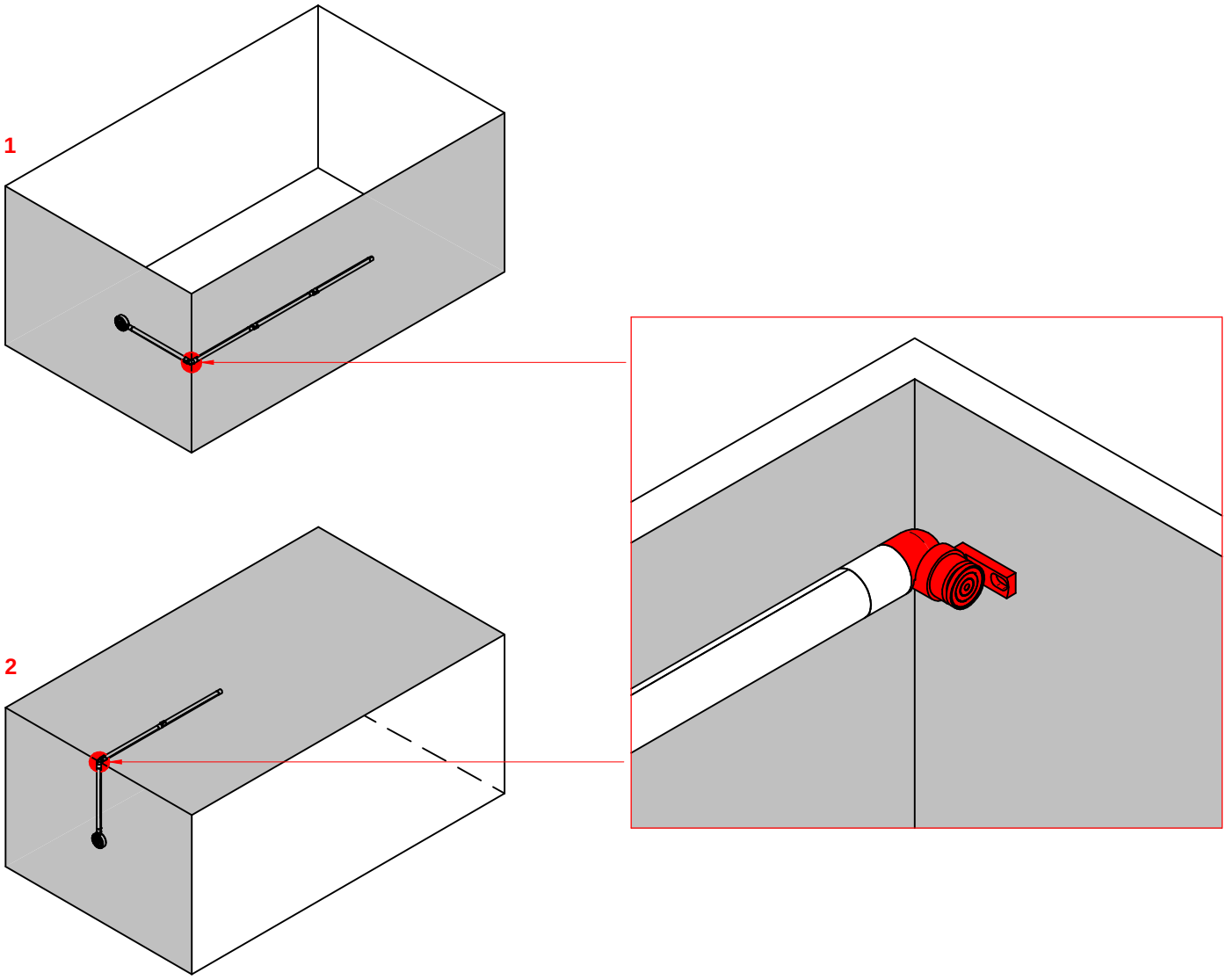

ATTENZIONE:
UNA CONFIGURAZIONE NON PUÒ AVERE DUE FISSAGGI COME MOSTRATO NELLE IMMAGINI
1 (PARETE/PARETE + PARETE/PARETE)
2 (PARETE/PARETE + PARETE/SOFFITTO)
3 (PARETE/SOFFITTO + SOFFITTO/PARETE)

ATTENCTION:
A CONFIGURATION CAN'T HAVE TWO FIXINGS AS SHOWN IN THE PICTURES
1 (WALL/WALL + WALL/CEILING)
2 (WALL/WALL + WALL/CEILING)
3 (WALL/CEILING + CEILING/WALL)

ATENCIÓN:
UNA CONFIGURACIÓN NO PUEDE TENER DOS FIJACIONES COMO SE MUESTRA EN LAS IMÁGENES
1 (PARED/PARED + PARED/TECHO)
2 (PARED/PARED + PARED/TECHO)
3 (PARED/TECHO + TECHO/PARED)

ATTENTION :
UNE CONFIGURATION NE PEUT PAS AVOIR DEUX FIXATIONS COMME INDIQUÉ DANS LES IMAGES
1 (MUR/MUR + MUR/PLAFOND)
2 (MUR/MUR + MUR/PLAFOND)
3 (MUR/PLAFOND + PLAFOND/MUR)

ACHTUNG!
EINE KONFIGURATION KANN NICHT ZWEI BEFESTIGUNGEN HABEN, WIE AUF DEN BILDERN GEZEIGT
1 (WAND/WAND + WAND/DECKE)
2 (WAND/WAND + WAND/DECKE)
3 (WAND/DECKE + DECKE/WAND)

تنبيه:
لا يمكن أن يحتوي التكوين على مثبتين كما هو موضح في الصور
1 (جدار/جدار + جدار/سقف)
2 (جدار/جدار + جدار/سقف)
3 (جدار/سقف + جدار/سقف + جدار/جدار)

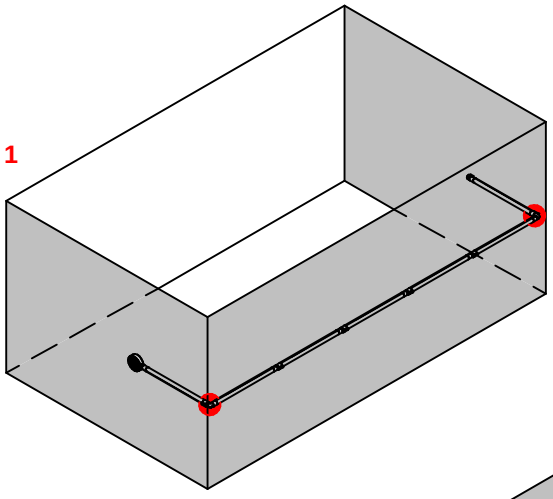

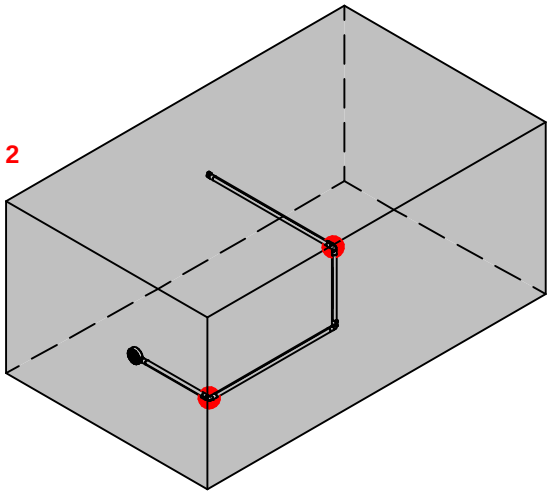

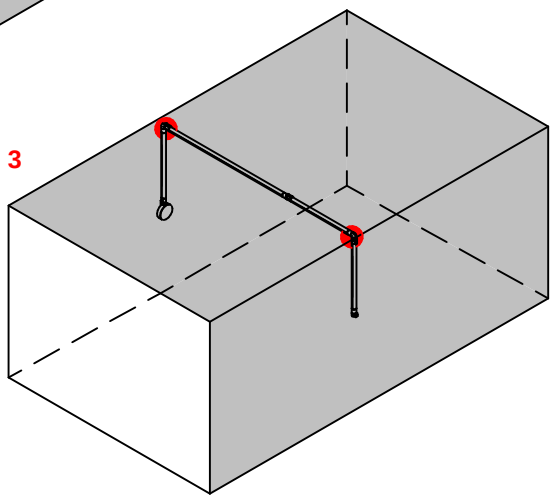

FGI00359

rev:0

linea light

i-LèD

1.1 100W

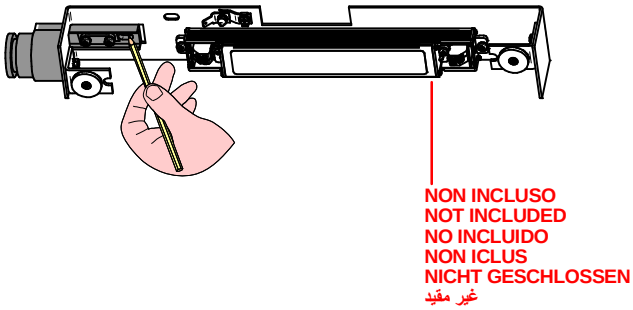

1.2 150W/240W

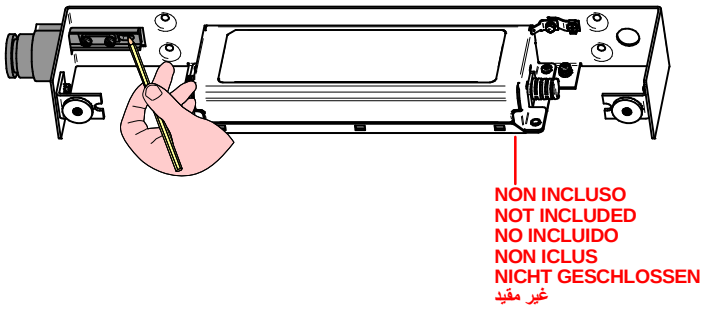

2.1 100W

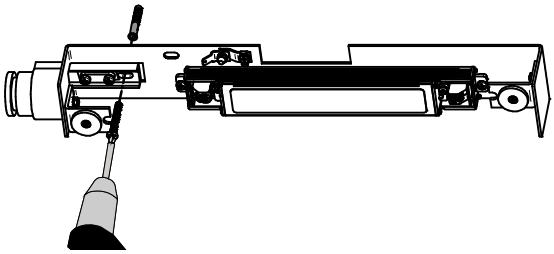

2.2 150W/240W

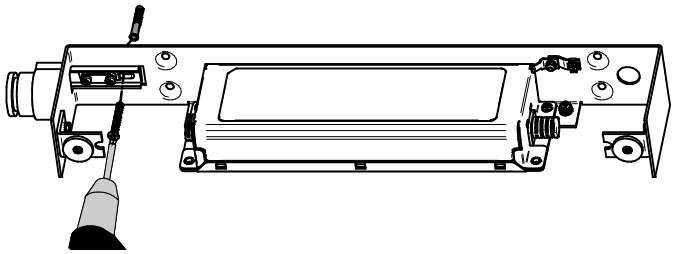

3.1.1 100W DALI P2P

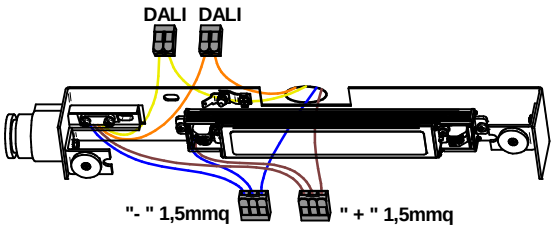

3.2.1 150W/240W DALI P2P

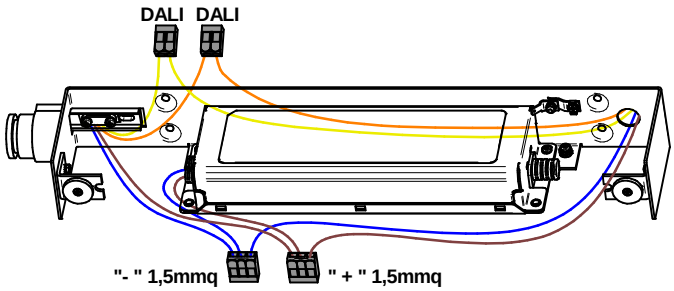

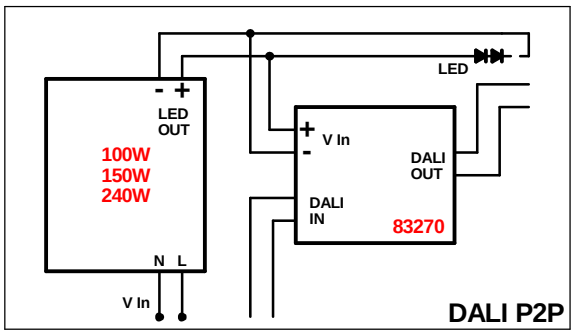

3.2.1 ON/OFF

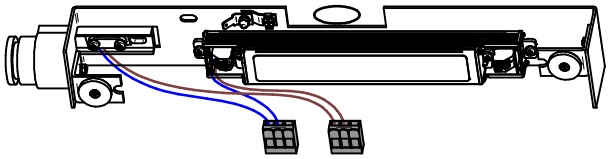

3.2.2 ON/OFF

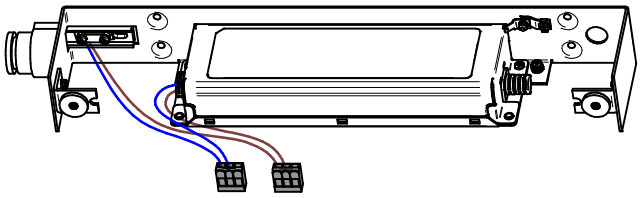

3.3.1 DALI ; 1/10V; 0/10V ; PUSH 230V ; PUSH 48V

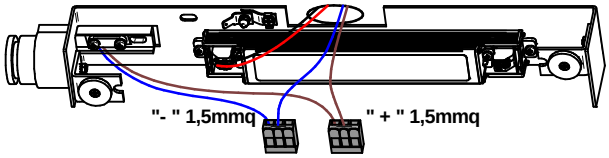

3.3.2 DALI ; 1/10V; 0/10V ; PUSH 230V ; PUSH 48V

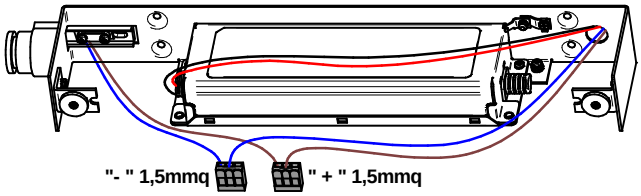

CAVO/CABLE/CABLE/CÂBLE/KABEL/الكابل	DISTANZA 83042-LED, DISTANCE 83042-LED, DISTANCIA 83042 - LED, DISTANCE 83042 - LED, ABSTAND 83042 - LED, المسافة 83042 - لي	V In
1,5 mmq	1000 mm	47,8 V
	3000 mm	47,6 V
	5000 mm	47,4 V
	10000 mm	46,8 V
	15000 mm	46,2 V
	20000 mm	45,6 V
2,5 mmq	1000 mm	47,9 V
	3000 mm	47,8 V
	5000 mm	47,6 V
	10000 mm	47,3 V
	15000 mm	46,9 V
	20000 mm	46,6 V

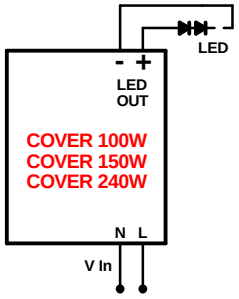

ON/OFF

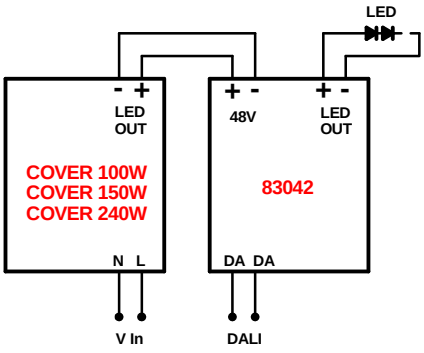

DALI

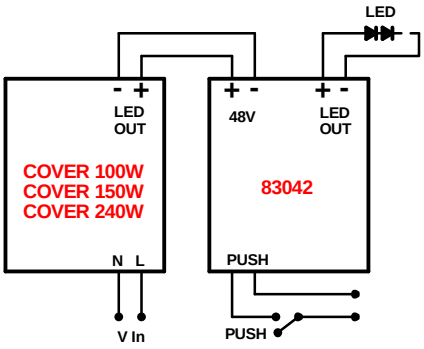

PUSH 230Vac

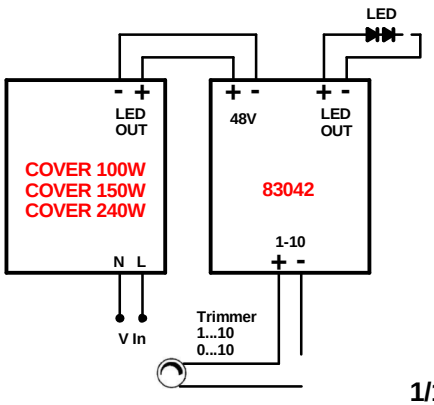

1/10V
0/10V