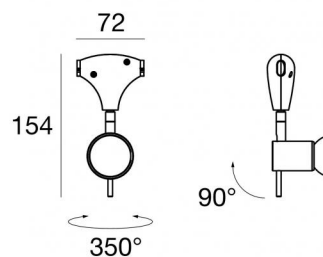


Sistemi | 220-240 V | 1xGU10  
TR4304-6



Dati tecnici	
Tipologia	Sistemi
Posizione installativa	Soffitto
Ambiente installativo	Indoor
Lampadina inclusa	No
Attacco della lampadina	1 x GU10
Ottica	Diffused
Classe di isolamento	2
IP	IP20
Prova del filo incandescente	850°
Montaggio diretto su superfici normalmente infiammabili	Si
CE	Si
Articolo dimmerabile	No
Orientabilità	Orientabile
angolo totale (piano verticale)	90 °
angolo totale (piano orizzontale)	350 °
Basculante	No
Calpestabilità	No
Carrabilità	No
Cavo incluso	No
Resinatura	No
Peso netto	0.10 Kg

Finitura Finitura corpo	
Materiale	Ferro
Colore	Text black (R9005)
Lavorazione	verniciatura

Sistemi | 220-240 V | 1xGU10  
**TR4304-6**

Sistemi a singola emissione per applicazione indoor. Compatibile con: lampadina LED;  
attacco 1xGU10.

Il corpo dell'apparecchio, realizzato in ferro, presenta una finitura di colore text black  
(r9005), ottenuta tramite verniciatura.

Il grado di protezione è IP20; il peso complessivo è di 0.10 kg.

L'apparecchio presenta una classe di isolamento II ed è installabile a soffitto.

Conforme alla norma EN 60598-1 e alle relative prescrizioni particolari.

Sistemi | 220-240 V | 1xGU10

TR4304-6

## Components

		<p>Mono System Accessories</p>	<p><b>Code</b> <u>TR4111-4</u></p>
		<p>Mono System Accessories</p>	<p><b>Code</b> <u>TR4111-5</u></p>
		<p>Mono System Accessories</p>	<p><b>Code</b> <u>TR4114-4</u></p>
		<p>Mono System Accessories - Sistemi</p>	<p><b>Code</b> <u>TR4114-5</u></p>
		<p>Mono System Accessories</p>	<p><b>Code</b> <u>TR4119-4</u></p>
		<p>Mono System Accessories</p>	<p><b>Code</b> <u>TR4119-5</u></p>
		<p>Mono System Accessories - Sistemi</p>	<p><b>Code</b> <u>TR4120-3</u></p>




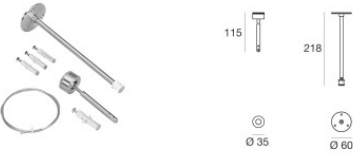


Supporting cable - 50m - Sistemi

**Code**  
TR4151-50

Sistemi | 220-240 V | 1xGU10

**TR4304-6**

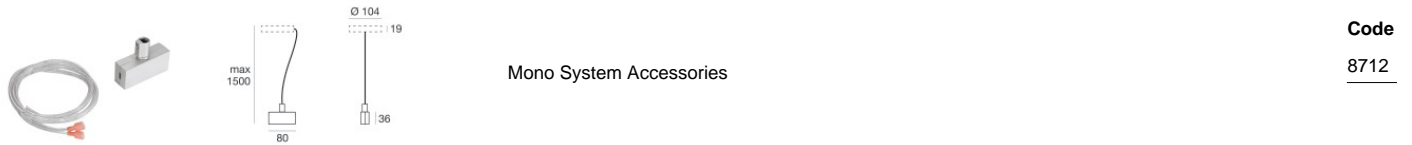
## Components

		Supporting cable - 30m - Sistemi	<b>Code</b> <u>TR4151-30</u>
		Supporting cable - 20m - Sistemi	<b>Code</b> <u>TR4151-20</u>
		Supporting cable - 10m - Sistemi	<b>Code</b> <u>TR4151-10</u>
		Supporting cable - 5m - Sistemi	<b>Code</b> <u>TR4151-5</u>
		Mono System Accessories - Sistemi	<b>Code</b> <u>TR4117-4R</u>
		Mono System Accessories - Sistemi	<b>Code</b> <u>TR4117-5</u>
		Mono System Accessories	<b>Code</b> <u>8706</u>
		Mono System Accessories	<b>Code</b> <u>8711</u>

Sistemi | 220-240 V | 1xGU10

TR4304-6

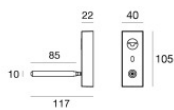
## Components



Mono System Accessories

**Code**

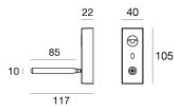
8712



Mono System Accessories - Sistemi

**Code**

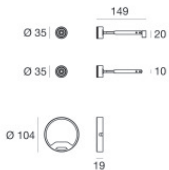
9853



Mono System Accessories - Sistemi

**Code**

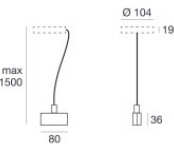
9854



Mono System Accessories

**Code**

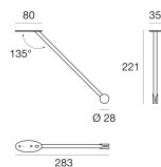
TR4111-6



Mono System Accessories

**Code**

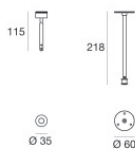
8713



Mono System Accessories - Sistemi

**Code**

TR4114-6



Mono System Accessories

**Code**

TR4117-6



Mono System Accessories







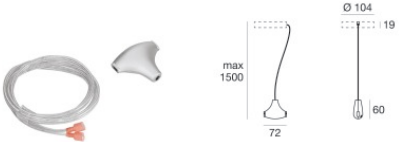

**Code**

TR4119-6

Sistemi | 220-240 V | 1xGU10

**TR4304-6**

## Components

	Supporting black cable - 5m	<b>Code</b> <u>TR4153-5</u>
	Supporting black cable - 10m - Sistemi	<b>Code</b> <u>TR4153-10</u>
	Supporting black cable - 20m - Sistemi	<b>Code</b> <u>TR4153-20</u>
	Supporting black cable - 30m - Sistemi	<b>Code</b> <u>TR4153-30</u>
	Supporting black cable - 50m - Sistemi	<b>Code</b> <u>TR4153-50</u>
	150 System Accessories - Sistemi	<b>Code</b> <u>8720</u>
	Mono System Accessories - Sistemi	<b>Code</b> <u>8704</u>
	Mono System Accessories	<b>Code</b> <u>8705</u>

Sistemi | 220-240 V | 1xGU10

**TR4304-6**

Components

---