

Rubber Optic White 20°			
Code	CCT code	Type	Rubber length mm
C0010	A (2200k)	FL-Flood	1004-3004-5004
	M (2700k)		1004-3004-5004
	W (3000k)		1004-3004-5004
	T (3500k)		1004-3004-5004
	N (4000k)		1004-3004-5004

Rubber Optic White 30°			
Code	CCT code	Type	Rubber length mm
C0010	A (2200k)	ML-Medium Flood	1004-3004-5004
	M (2700k)		1004-3004-5004
	W (3000k)		1004-3004-5004
	T (3500k)		1004-3004-5004
	N (4000k)		1004-3004-5004

Rubber Optic White 30x60°			
Code	CCT code	Type	Rubber length mm
C0010	A (2200k)	EM-Elliptic Medium Flood	1004-3004-5004
	M (2700k)		1004-3004-5004
	W (3000k)		1004-3004-5004
	T (3500k)		1004-3004-5004
	N (4000k)		1004-3004-5004

Rubber Optic Black 20°			
Code	CCT code	Type	Rubber length mm
C0011	A (2200k)	FL-Flood	1004-3004-5004
	M (2700k)		1004-3004-5004
	W (3000k)		1004-3004-5004
	T (3500k)		1004-3004-5004
	N (4000k)		1004-3004-5004

Rubber Optic Black 30°			
Code	CCT code	Type	Rubber length mm
C0011	A (2200k)	ML-Medium Flood	1004-3004-5004
	M (2700k)		1004-3004-5004
	W (3000k)		1004-3004-5004
	T (3500k)		1004-3004-5004
	N (4000k)		1004-3004-5004

Rubber Optic Black 30x60°			
Code	CCT code	Type	Rubber length mm
C0011	A (2200k)	EM-Elliptic Medium Flood	1004-3004-5004
	M (2700k)		1004-3004-5004
	W (3000k)		1004-3004-5004
	T (3500k)		1004-3004-5004
	N (4000k)		1004-3004-5004

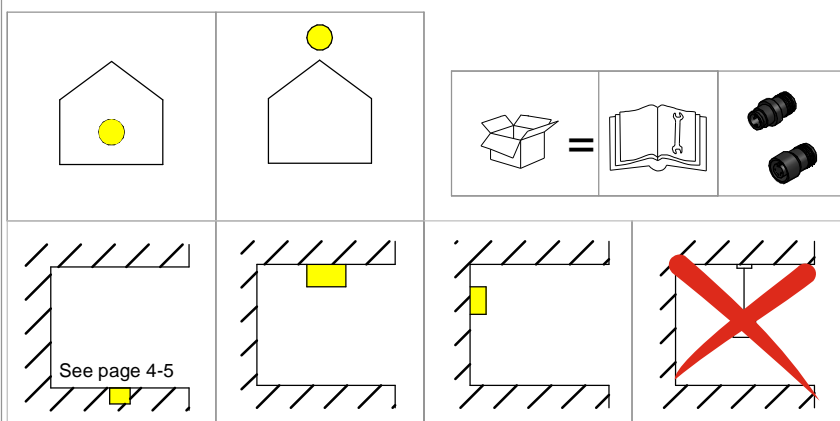
ATTENZIONE
PER L'INSTALLAZIONE E UTILIZZO DELL'APPARECCHIO
ATTENERSI ALLE ISTRUZIONI DI SEGUITO.
QUALSIASI VARIANTE DEVE ESSERE CONCORDATA
CON L'AZIENDA PER NON PERDERE LA GARANZIA

ATTENTION
FOR INSTALLATION AND USE OF THE APPLIANCE,
FOLLOW THE INSTRUCTIONS BELOW.
ANY VARIANTS MUST BE AGREED ON WITH THE
COMPANY TO PREVENT VOIDING THE WARRANTY.


ATTENTION
POUR L'INSTALLATION ET L'UTILISATION DE
L'APPAREIL, SUIVEZ LES INSTRUCTIONS CI-DESSOUS.
TOUT ACCORD AVEC L'ENTREPRISE POUR TOUTE
VARIATION DOIT ÊTRE ACCEPTÉ AFIN D'ÉVITER
L'ANNULATION DE LA GARANTIE.

AUFMERKSAMKEIT
BEFOLGEN SIE FÜR DIE INSTALLATION UND BENUTZUNG
DES GERÄTS DIE UNTENSTEHENDEN ANWEISUNGEN.
ALLE ABWEICHUNGEN MÜSSEN MIT DEM UNTERNEHMEN
ABGESEHEN WERDEN, DAMIT DIE GARANTIE NICHT ERLISCHT.


ATENCIÓN
PARA LA INSTALACIÓN Y EL USO DEL APARATO,
SIGA LAS INSTRUCCIONES A CONTINUACIÓN.
CUALQUIER VARIANTE DEBE ACORDARSE
CON LA EMPRESA PARA EVITAR LA ANULACIÓN
DE LA GARANTÍA.




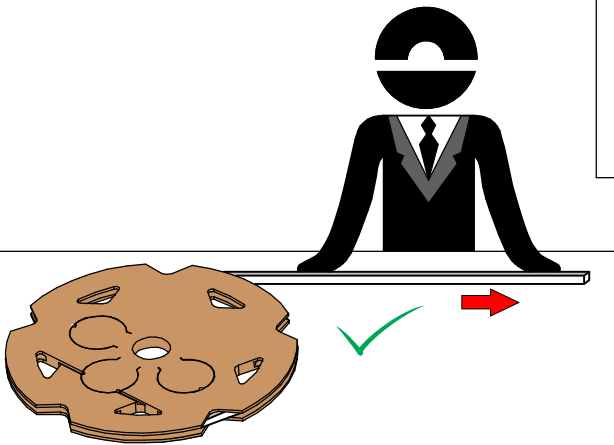
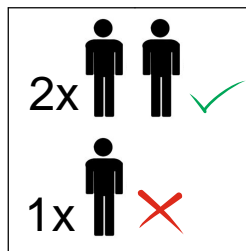
1





2

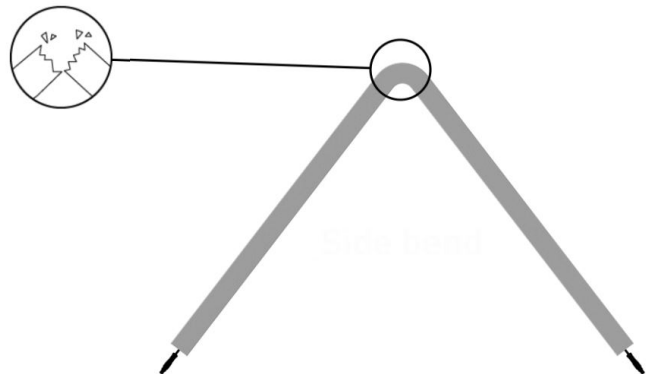
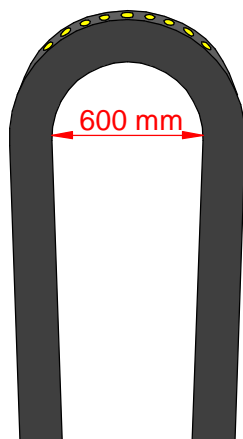
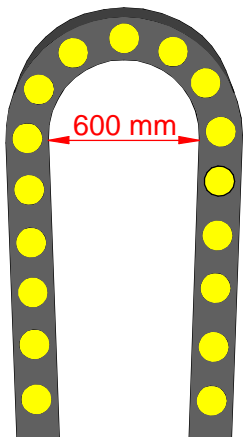
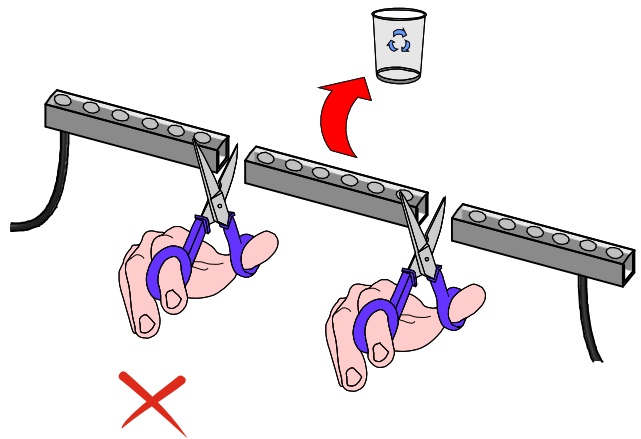
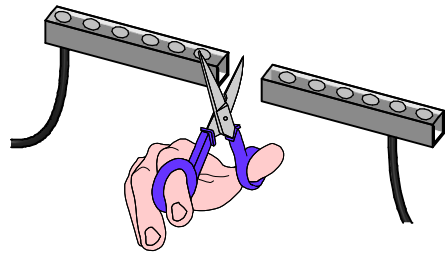
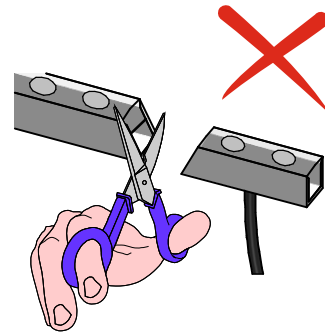
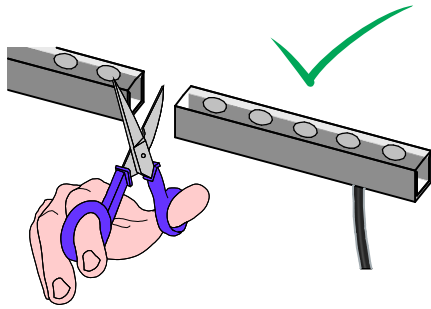


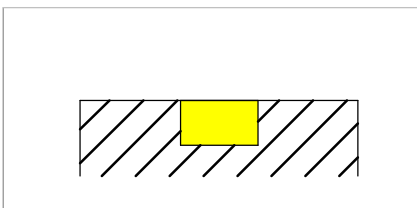
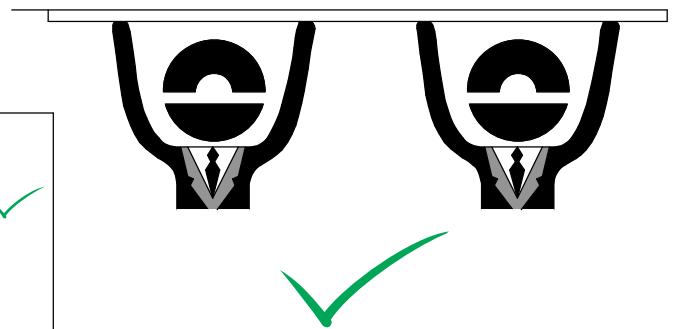
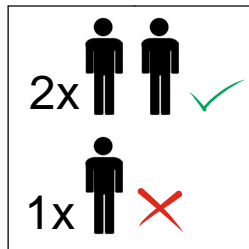
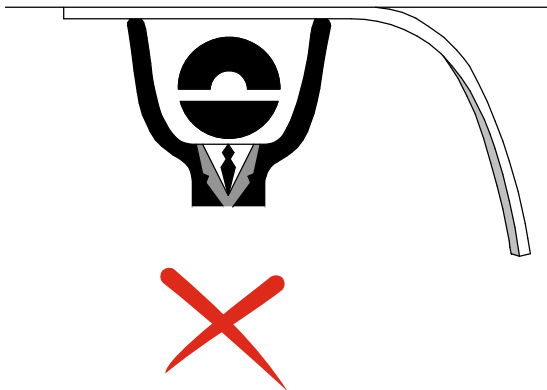
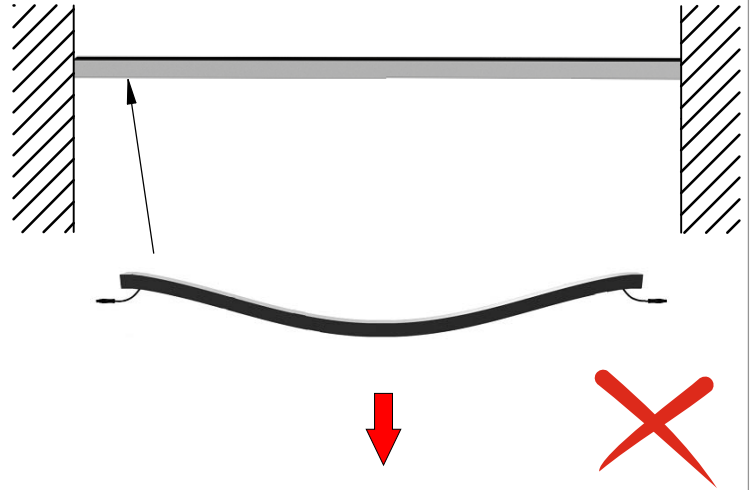

3



4







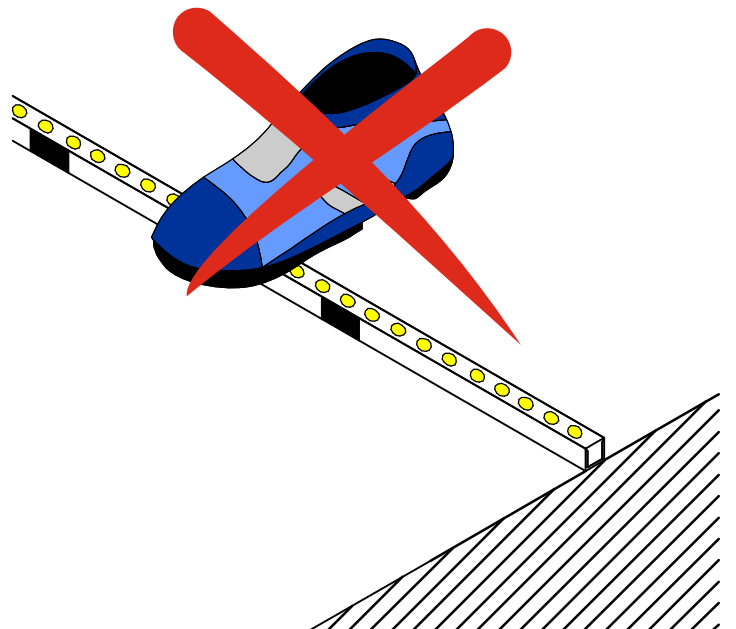
IT - Garantire il drenaggio dell'acqua per installazioni a pavimento

EN - Ensuring water drainage for floor installations

DE - Sicherstellung des Wasserabflusses für Bodeninstallationen

FR - Assurer l'évacuation de l'eau pour les installations au sol

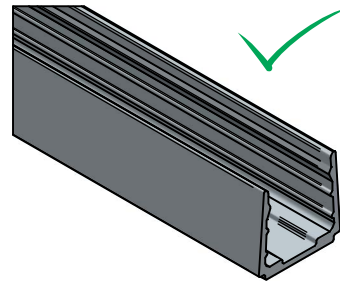
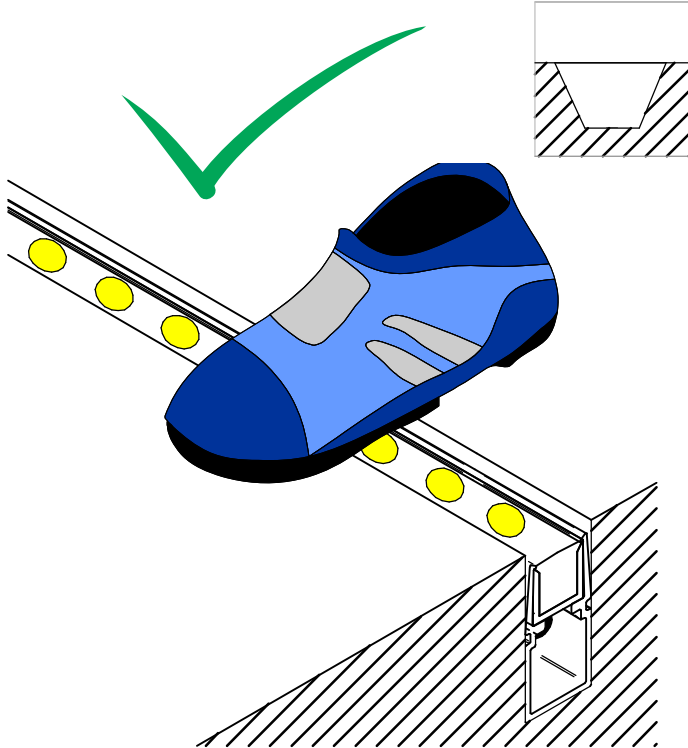
ES - Garantizar el drenaje del agua en instalaciones de suelo



RUBBER 3D OPTIC 2.0
rev: 0

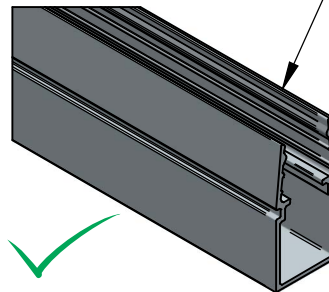


IT - Accessori da utilizzare e non, per il montaggio
 EN - Accessories to use and not to use for assembly
 DE - Für die Montage zu verwendendes und nicht zu verwendendes Zubehör
 FR - Accessoires à utiliser et à ne pas utiliser pour le montage
 ES - Accesorios a utilizar y no utilizar para el montaje

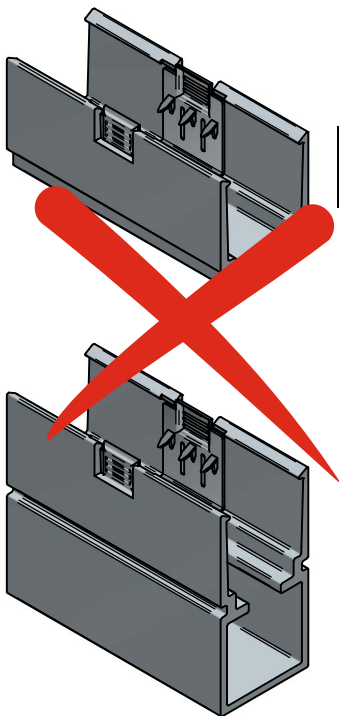


Code	Color	Length
99549	Gray	1m
82198	Gray	2m
C-K100007	Black	1m
C-K100008	Black	2m

See instruction sheet FGI00249




Code	Color	Length
83034	Gray	1m
82199	Gray	2m
C-K100009	Black	1m
C-K100010	Black	2m



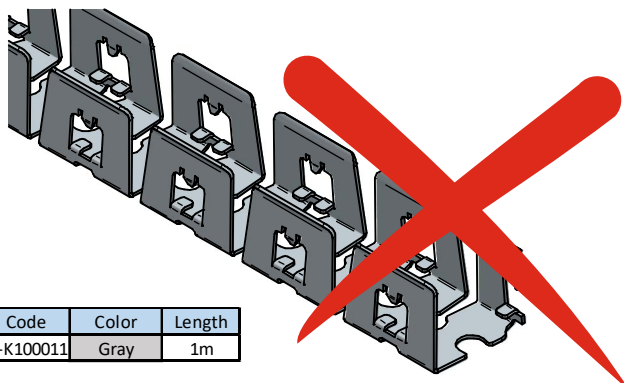
Code	Color	Length
C-F400001	Gray	50 mm
C-F400002	Black	50 mm

Code	Color	Length
C-F400003	Gray	50 mm
C-F400004	Black	50 mm

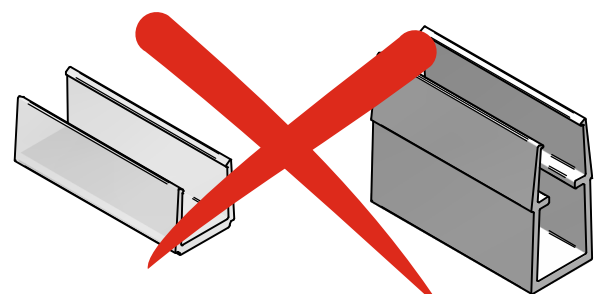


Code	Color	Length
C-K100004	White	2m
C-K100005	White	1m

Code	Color	Length
C-K100001	White	2m
C-K100002	White	1m

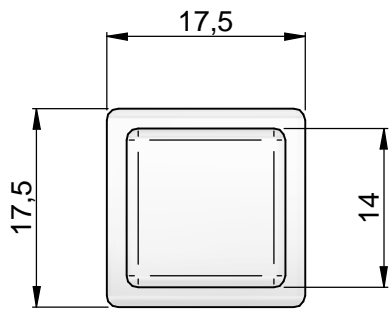




Code	Color	Length
C-K100011	Gray	1m

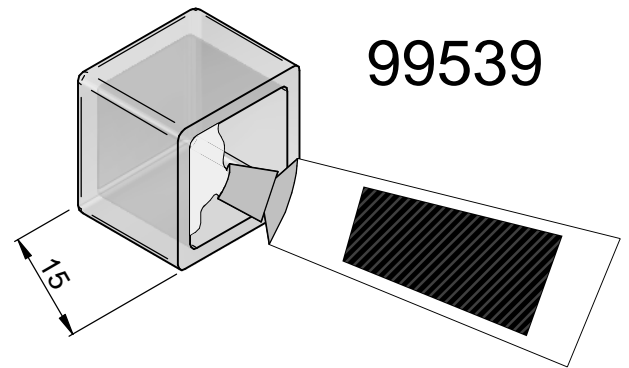


Code	Color	Length
C-K100003	White	50 mm

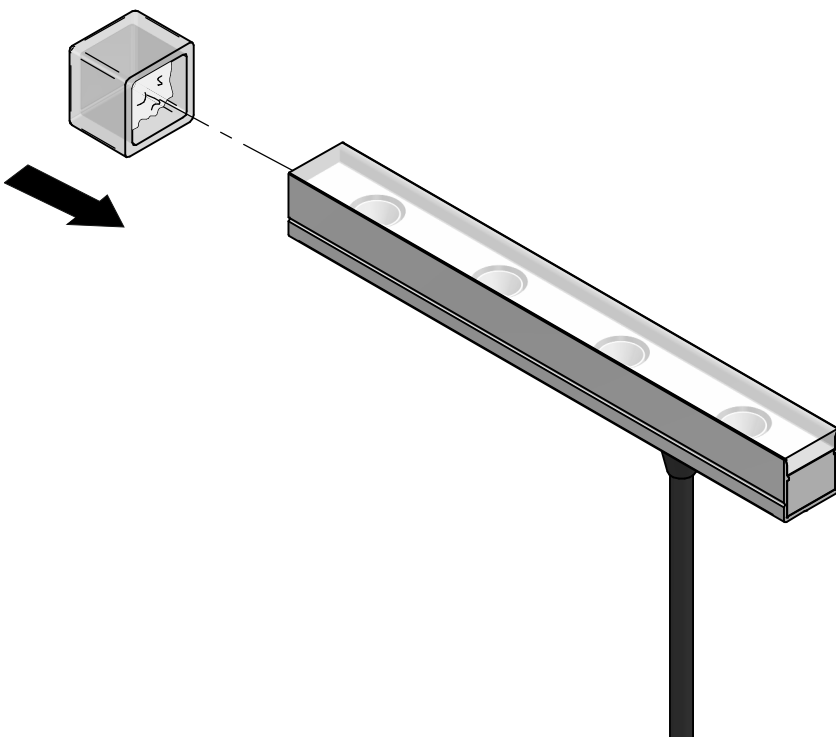
Code	Color	Length
C-K100006	White	50 mm



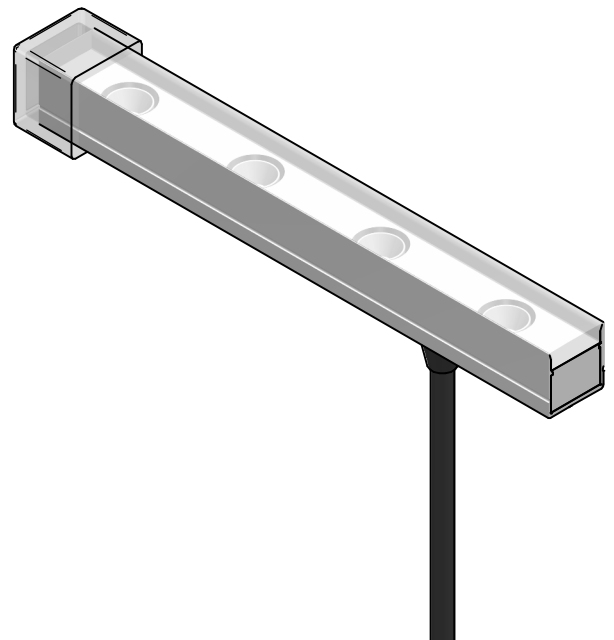
1

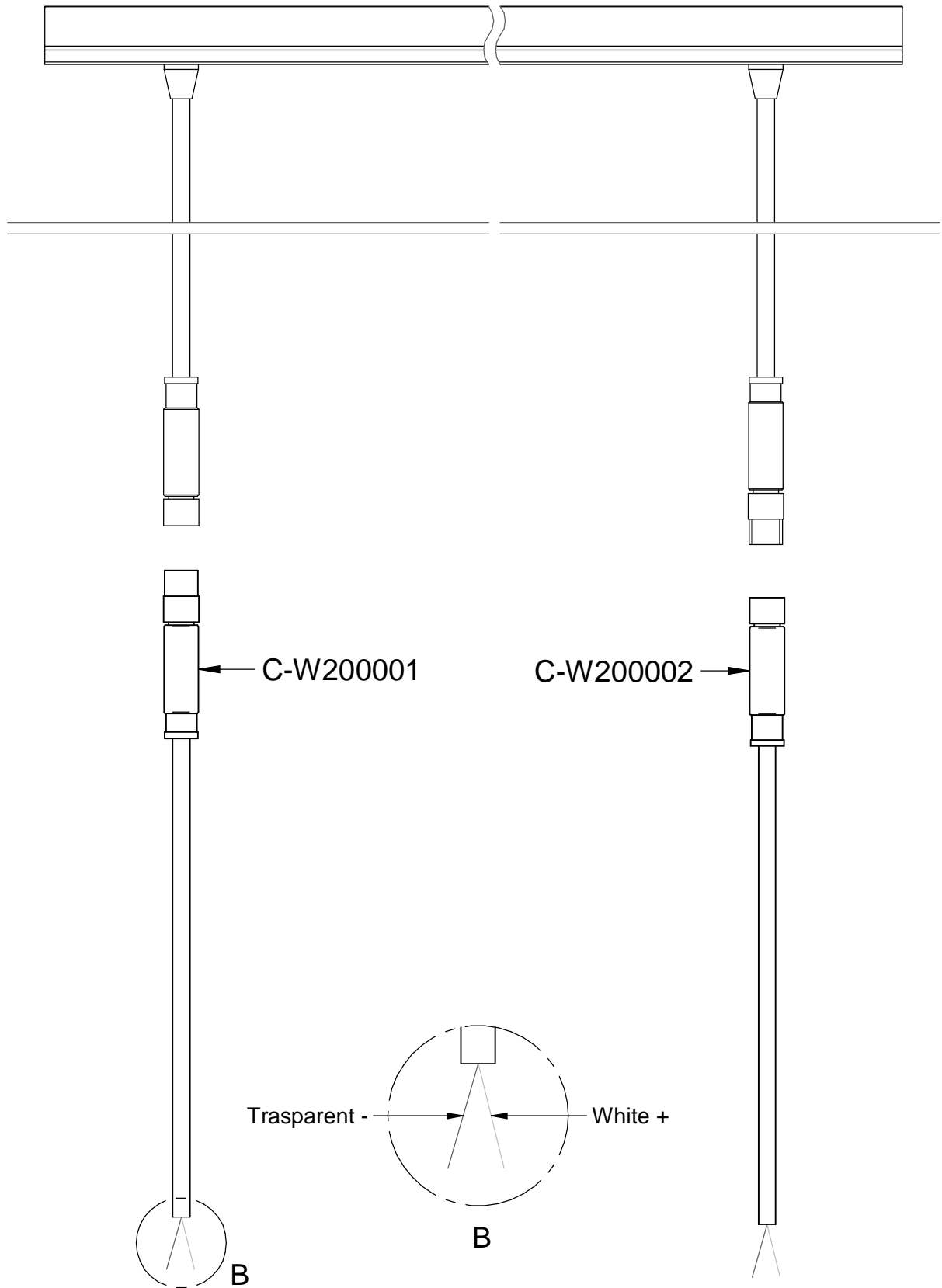


2



3





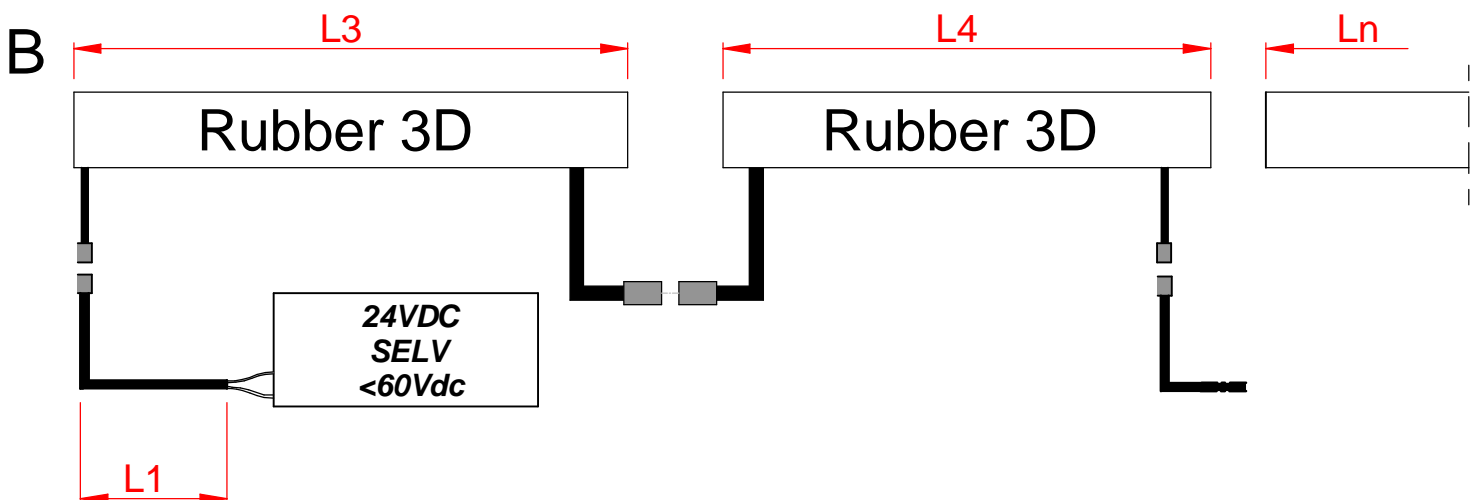
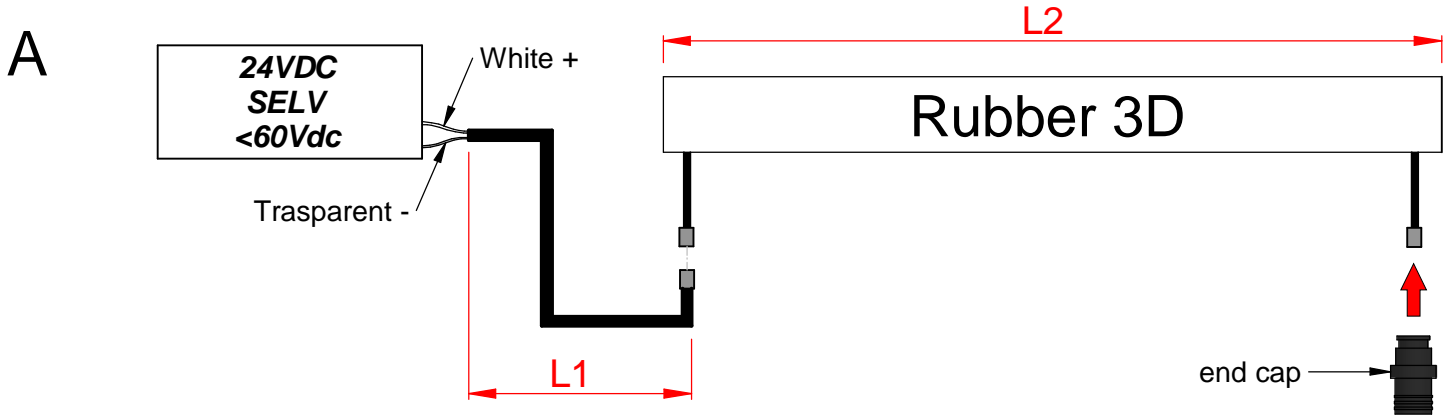
ON/OFF

Rubber 20W/M				
	Xmm	L1 max	L2 max	
	0,75	X	5m	24V
	0,75	10m	3m	24V
	0,75	50m	1m	24V
	1,5	X	5m	24V
	1,5	23m	3m	24V
	1,5	50m	1m	24V
	2,5	X	5m	24V
	2,5	50m	3m	24V
	2,5	50m	1m	24V
	4	5m	5m	24V
	4	10m	5m	24,5V

NOTE

- Per utilizzare i parametri usare alimentatore con voltaggio regolabile e settare il voltaggio a 24,5V;
- To use the parameters, use a power supply with adjustable voltage and set the voltage to 24.5V;
- Um die Parameter zu nutzen, verwenden Sie ein Netzteil mit einstellbarer Spannung und stellen Sie die Spannung auf 24,5 V ein;
- Pour utiliser ces paramètres, utilisez une alimentation à tension réglable et réglez la tension sur 24,5 V;
- Para utilizar los parámetros, utilice una fuente de alimentación con voltaje ajustable y configure el voltaje a 24,5 V.

$L2 = L3 + L4$

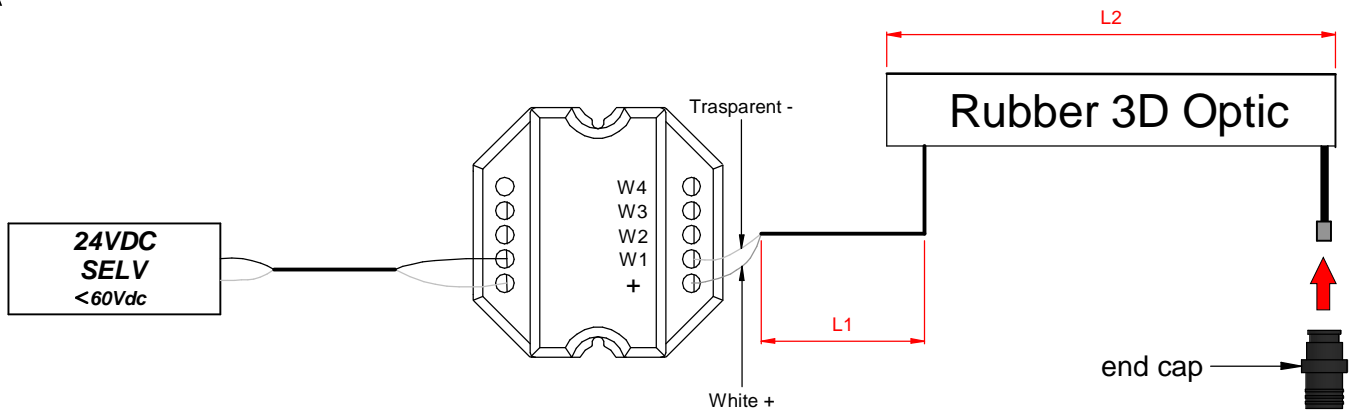


DIMMING

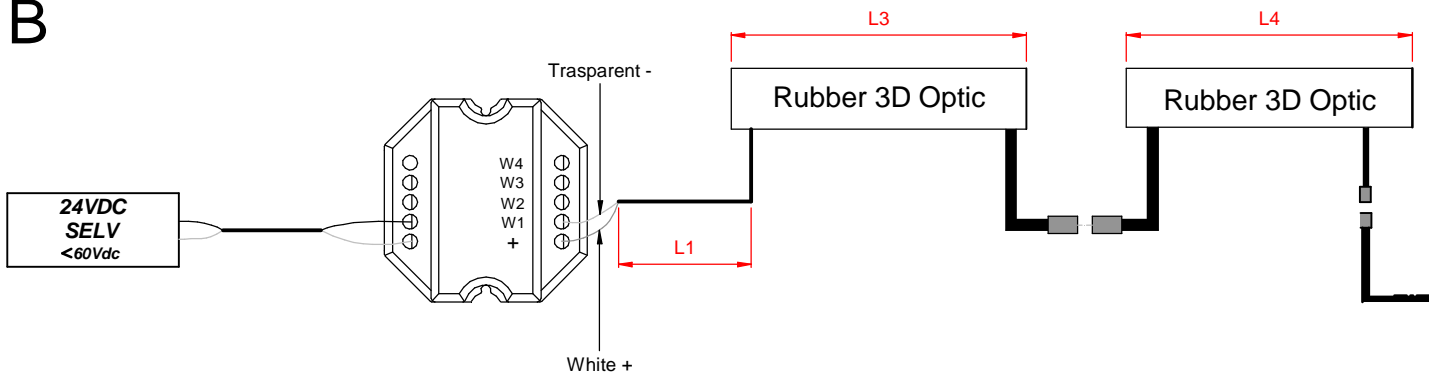
Rubber 20W/M			
	Xmm	L1 max	L2 max
	0,75	X	5m
	0,75	10m	3m
	0,75	40m	1m
	1,5	X	5m
	1,5	18m	3m
	1,5	40m	1m
	2,5	X	5m
	2,5	30m	3m
	2,5	40m	1m
	4	4m	5m

$L2 = L3 + L4$



A



B



ISTRUZIONI PER IL LAVAGGIO DELL'APPARECCHIO D'ILLUMINAZIONE
LUMINAIRE CARE INSTRUCTIONS
ISTRUCCIONES PARA LIMPIAR LA LUMINARA
INSTRUCTIONS POUR LE LAVAGE DE L'APPAREIL D'ECLAIRAGE
ANLEITUNG ZUR REINIGUNG DES BELEUCHTUNGSGERATS



IT - ATTENZIONE!!!

Lavare la superficie del diffusore luce con panno umido, utilizzando solo acqua e sapone neutro.

EN - WARNING!!!

Wipe clean with a cloth dampened in water with neutral detergent.

ES - ATENCION!!!

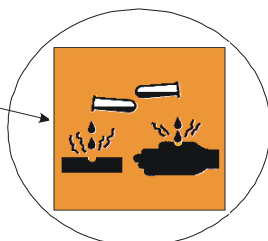

Limpie la superficie del difusor con un pano humedecido con agua y jabon neutro.

FR - ATTENTION!!!

Laver la surface du diffuseur de lumiere a l'aide d'un chiffon humide et en utilisant seulement de l'eau et du savon neutre.

DE - ACHTUNG!!!

Die oberfläche vom lampenschirm mit einem feuchten lappen reinigen. De lappen mit wasser und neutralseife befeuchten.



IT - ATTENZIONE!!!

Non utilizzare panni abrasivi e/o solventi.

EN - WARNING!!!

Avoiding the use of chemical solvents and/or abrasive cloths.

ES - ATENCION!!!

No utilizar panos abrasivos y solventes.

FR - ATTENTION!!!

Ne pas utiliser de chiffons abrasifs ou de dissolvants.

DE - ACHTUNG!!!

Abschleifende tuche und/oder losungsmittel nicht benutzen.