

**FUSIBILI EXTRARAPIDI PER FISSAGGIO A BULLONE****Caratteristiche generali:**

- Tipo prodotto: fusibili serie FWH;
- Tensione nominale: 500V AC/DC;
- Caratteristica d'intervento: extrarapida;
- Conformi alle norme: CEI 32-1, CEI 32-7, IEC 60269-1, IEC 60269-4;
- Corpo in steatite;
- Contatti in argento;
- Corrente nominale: da 35A a 1600A;
- Potere di interruzione: 200kA (50kA a 500V DC);
- Confezione minima: 1 pezzo;

HIGH SPEED SCREW FIXING FUSES**General characteristics:**

- *Product type: FWH fuses;*
- *Rated voltage: 500V AC/DC;*
- *Time-current characteristic: high speed;*
- *Conform to: CEI 32-1, CEI 32-7, IEC 60269-1, IEC 60269-4;*
- *Steatite body;*
- *Silver plated contacts;*
- *Rated current: from 35A to 1600A;*
- *Breaking capacity: 200kA (50kA at 500V DC);*
- *Minimum packaging: 1 piece;*

Foto dei prodotti / Products images

Pagine totali del documento: 7

Document total pages: 7

Ultimo aggiornamento: 2 Gennaio 2013

Last updated: 2 January 2013



Codici e caratteristiche principali:

Codes and basic characteristics:

Tipo <i>Type</i>	Codice <i>Code</i>	Descrizione <i>Description</i>	In (A)	Vn (V)	I²t totale(A²s) <i>total I²t (A²s)</i>	Pw (W)	conf. <i>pack.</i>
FWH (fig. 1)	1772035	FWH-35B	35A	500V	150	8,0	5
	1772040	FWH-40B	40A	500V	320	7,5	5
	1772045	FWH-45B	45A	500V	450	7,5	5
	1772050	FWH-50B	50A	500V	670	7,5	5
	1772060	FWH-60B	60A	500V	900	9,9	5
	1772070	FWH-70B	70A	500V	900	10,6	1
	1772080	FWH-80B	80A	500V	1400	12,7	1
	1772090	FWH-90B	90A	500V	1600	15,0	1
	1772100	FWH-100B	100A	500V	2000	17,0	1
	1772125	FWH-125B	125A	500V	2500	25,0	1
	1772150	FWH-150B	150A	500V	4600	30,0	1
	1772175	FWH-175B	175A	500V	6200	35,0	1
	1772200	FWH-200B	200A	500V	8500	40,0	1
	1772225	FWH-225A	225A	500V	23300	39,0	1
	1772250	FWH-250A	250A	500V	32200	41,0	1
	1772275	FWH-275A	275A	500V	40300	46,0	1
	1772300	FWH-300A	300A	500V	49800	51,0	1
	1772325	FWH-325A	325A	500V	63800	53,0	1
	1772350	FWH-350A	350A	500V	72900	58,0	1
	1772400	FWH-400A	400A	500V	96700	65,0	1
	1772450	FWH-450A	450A	500V	127000	74,0	1
	1772500	FWH-500A	500A	500V	149000	84,0	1
1772600	FWH-600A	600A	500V	206000	108,0	1	
1772700	FWH-700A	700A	500V	298000	120,0	1	
1772800	FWH-800A	800A	500V	409000	129,0	1	
1772900	FWH-1000A	1000A	500V	450000	145,0	1	
1772920	FWH-1200A	1200A	500V	600000	180,0	1	
FWH (fig. 2)	1772940	FWH-1400A	1400A	500V	1000000	210,0	1
	1772960	FWH-1600A	1600A	500V	1400000	230,0	1



Disegno (dimensioni in mm):

Drawing (dimensions in mm):

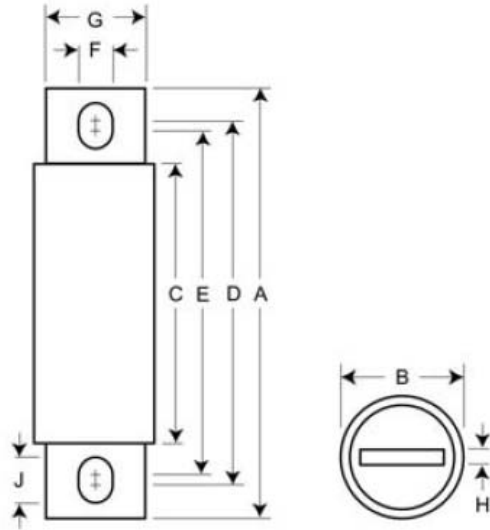


Fig. 1

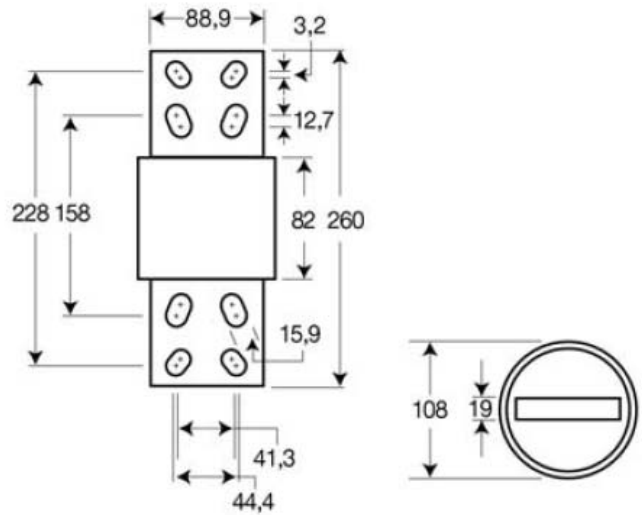


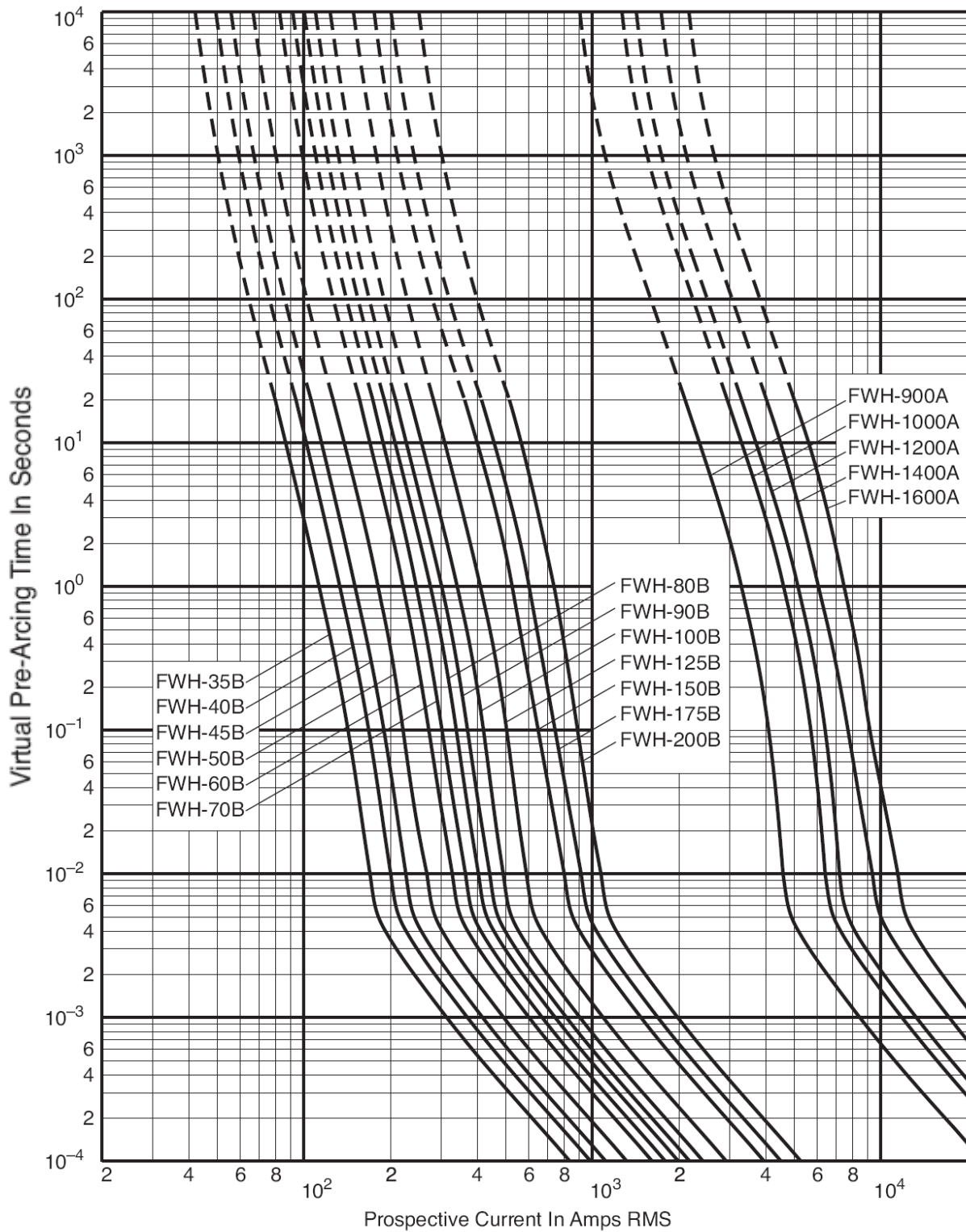
Fig. 2 1400A, 1600A

Fusibili / Fuses	fig.	A	B	C	D	E	F	G	H	J
FWH-35/60B	1	81,0	20,6	40,5	64,5	57,5	8,7	18,3	3,2	13,1
FWH-70/100B	1	92,1	24,0	44,1	72,5	71,3	8,9	19,0	3,2	9,5
FWH-125/200B	1	92,1	29,4	46,6	73,5	70,3	8,7	25,4	4,8	10,3
FWH-225/400A	1	110,2	38,1	53,1	87,4	69,8	10,4	25,4	6,4	19,0
FWH-450/600A	1	110,2	50,8	53,1	89,7	70,6	10,4	38,1	6,4	19,8
FWH-700/800A	1	161,0	63,5	53,1	126,2	77,4	13,5	50,8	9,7	33,0
FWH-1000/1200A	1	177,0	76,2	81,8	138,8	113,7	15,9	60,3	11,1	28,5



Curve caratteristiche tempo / corrente

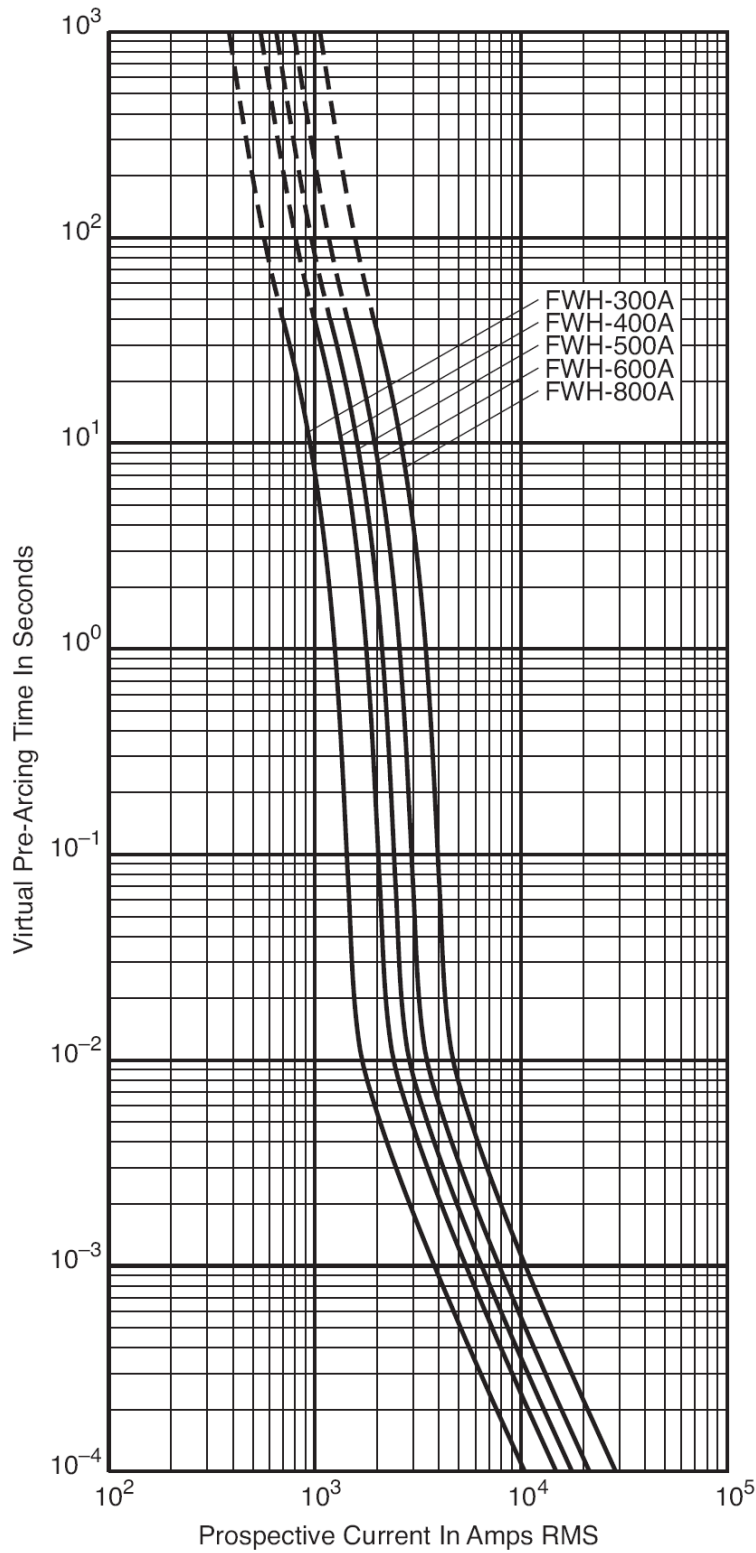
Time / current characteristic curves





Curve caratteristiche tempo / corrente

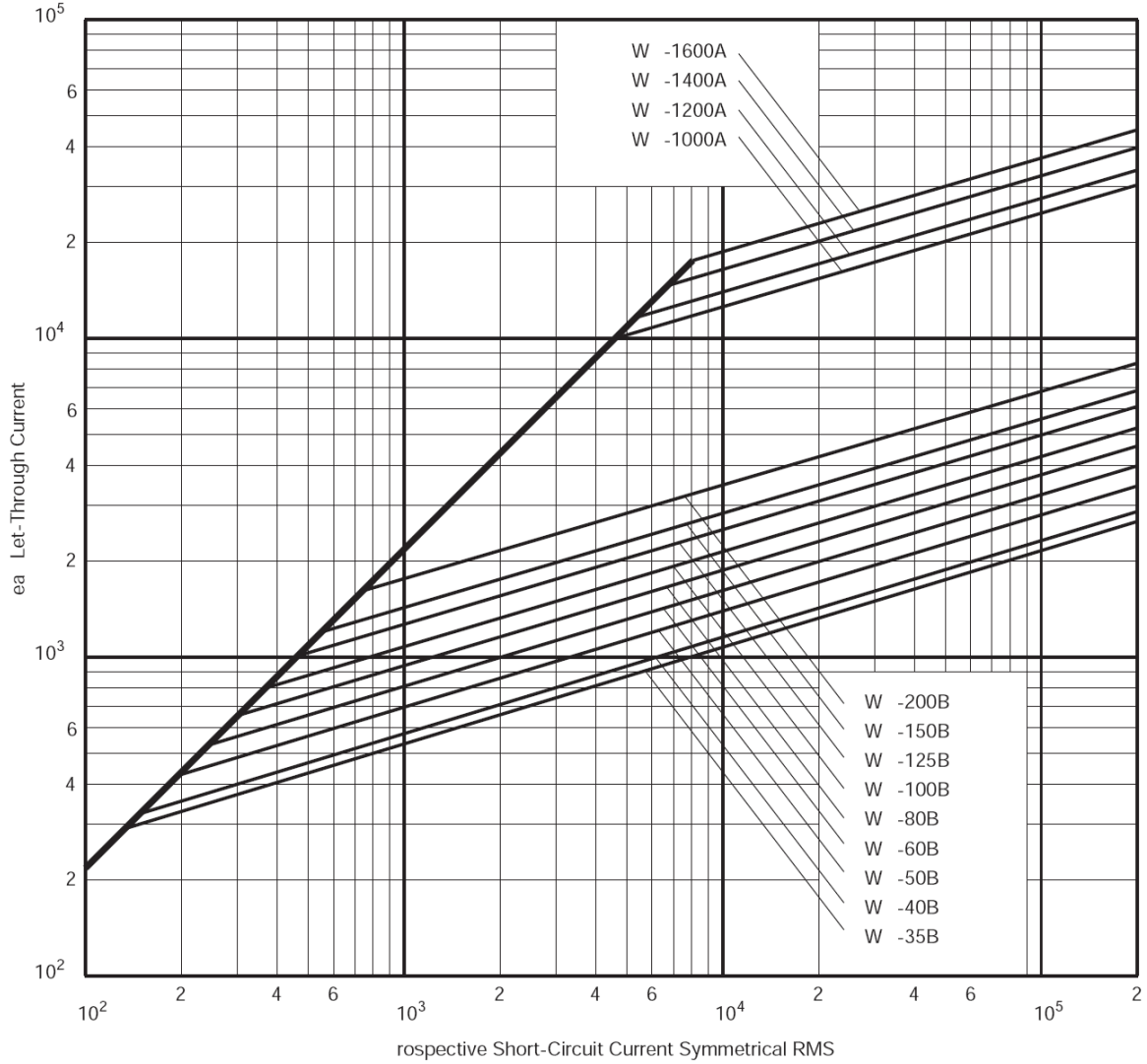
Time / current characteristic curves





Caratteristiche di limitazione:

Cut off characteristics:





Caratteristiche di limitazione:

Cut off characteristics:

