

## 60W constant Voltage-LS Series



### Features

- Class II, SELV, Independent
- Input Voltage 220-240VAC
- Protections: SCP/OLP/OVP/OTP
- Power Factor:  $\geq 0.95$  (Typ.)
- Efficiency:  $\geq 88\%$  (Typ.)
- 5 years warranty

### Applications

- LED strips

■ Approve

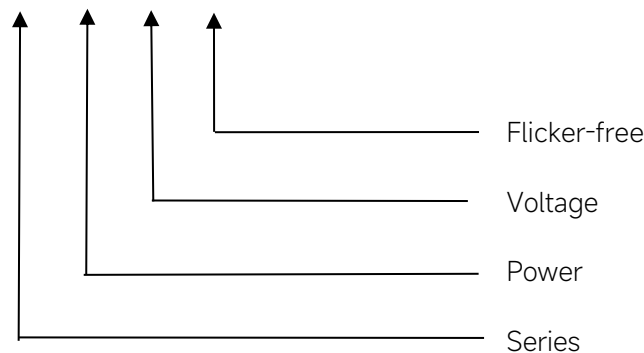


### ◆ Description

LS-60-XX LI EXC is a 60W constant voltage LED driver that operates from 198-264Vac input with 12V or 24V output voltage. With it's compact dimensions from 168 x38 x 30 mm. It is easy to integrate in LED strips products. To ensure trouble-free operation, protection is provided against output short circuit and over Load.

### ◆ Model code

**LS-60-XX LI EXC**



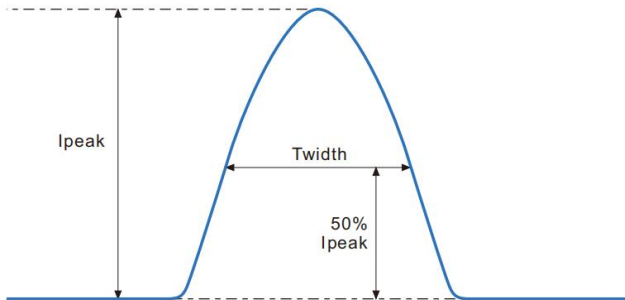
## ◆ Specification

Output	Constant Voltage	12VDC	24VDC
	Current Range	0-5A	0-2.5A
	Voltage Accuracy	±5%	
	Output HF current ripple(≥1KHz)	±1%	
	Output LF current ripple(≤120Hz)	±1%	
	SVM	≤0.4	
	Pst	≤1	
	Efficiency(Typ.)	≥88%@Full load,230V	
Input	Rated input voltage	220-240VAC	
	Range of input voltage	198-264VAC	
	Range input voltage(VDC)	176-280VDC	
	Frequency(Hz)	0/50/60 Hz	
	Displacement factor	≥0.95	
	Power Factor	≥0.95@Full load,230V	
	Input Current max	0.39A	
	Start-up time	< 0.5S	
	No Load Power	≤0.5W	
	THD (Typ.)	< 10%@Full load,230V	
Protection	Over Load Protection	105-150% YES/Auto Resume	
	Over Voltage Protection	> 12.6VDC	> 25.2VDC
	Short circuit Protection	YES/Auto Resume	
	Over Temperature Protection	YES/Auto Resume	
capability	Surge capability (L-N)	1KV	
	Surge capability (L/N-Ground)	2KV	
Environment	Operating Temperature	-20°C~+45°C	
	Humidity	20%-90%RH	
	Tc	90°C	
	Storage Temperature	-20°C~+60°C	
	Life time	> 50000h@Tc=90°C	
	Ripple & Noise	≤25dB(A)@20cm	
Surface	Dimension	168X38X30(LXWXH)mm	
	material	PC	
Standards	Safety	GB19510. 1, GB19510. 14;IEC61347- 1, IEC61347-2- 13;EN61347- 1, EN61347-2-13;EN62384;	
	EMC	GB/T17743, GB17625. 1;EN55015, EN61000-3-2, EN61000-3-3, EN61547;EN61000-4-5;EN61000-4-2,3,4,5,6,8,11, EN61547	

	Energy Efficiency	Erp2.0 EU 2019/2020
	RoHS	RoHS (2011/65/EU) (EU)2015/863
Note	1.All parameters NOT specially mentioned are measured at 240VAC input , full load and 25°C of ambient temperature. 2.Ripple & Noise are measured at 20MHz of bandwidth by using a 300mm twisted pair-wire terminated with a 0.1uF & 47 uF parallel capacitor. 3.Switch and dimmer are not recommended to connect between this product output and luminaries.	

## ◆ Inrush Current

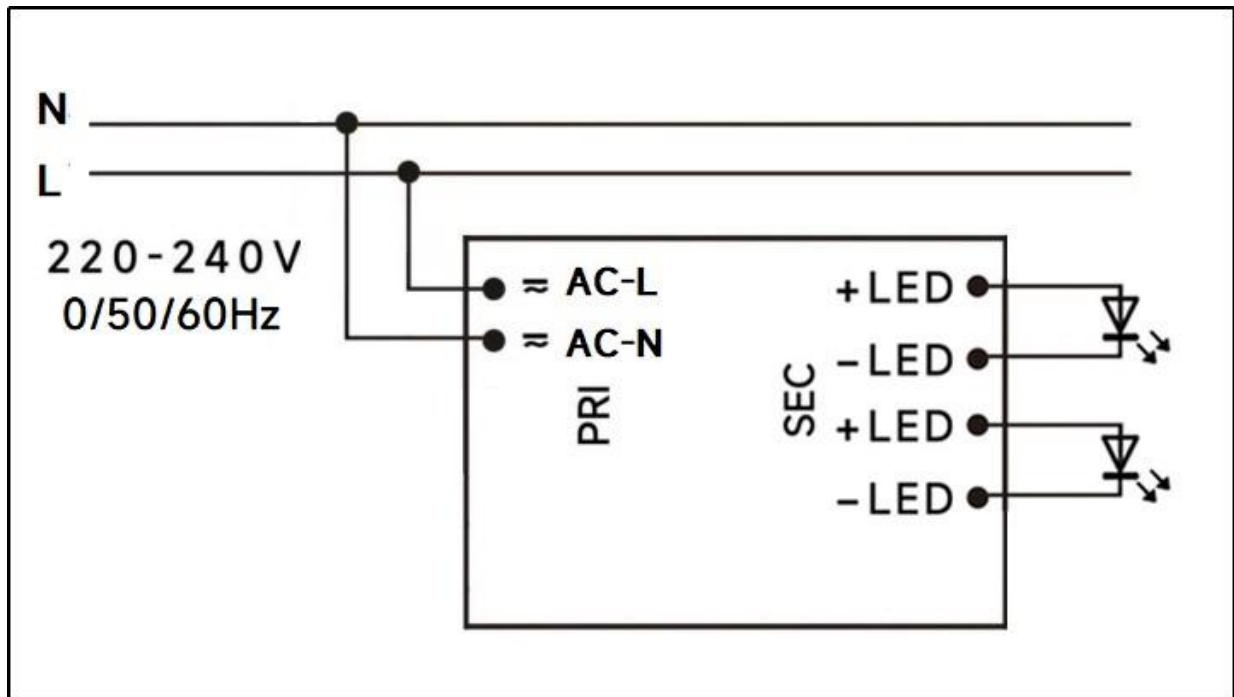
I <sub>peak</sub>	T <sub>width</sub>	B10	B16	B20	C10	C16	C20
43.8A	200μs	9pcs	14pcs	18pcs	15pcs	24pcs	31pcs



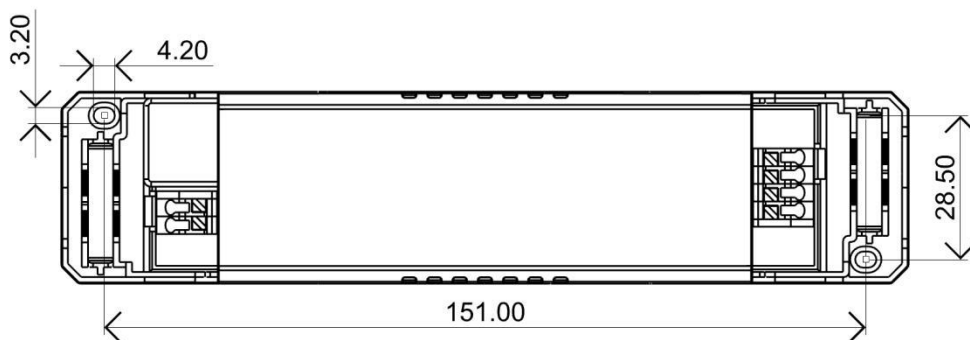
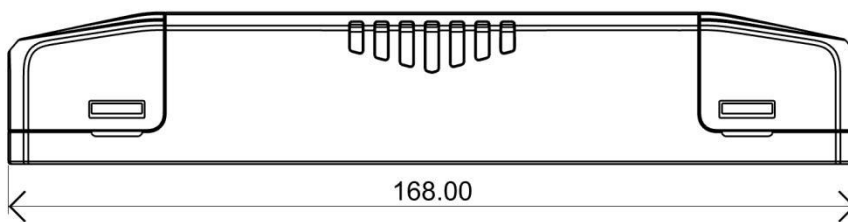
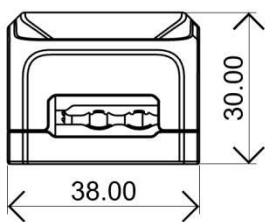
### Remarks:

- 1.The number of drives mounted under different MCBs in the table is the maximum value. Please do not exceed this number during installation.
- 2.Different brands and models of miniature circuit breakers, the number of drives mounted will be slightly different.

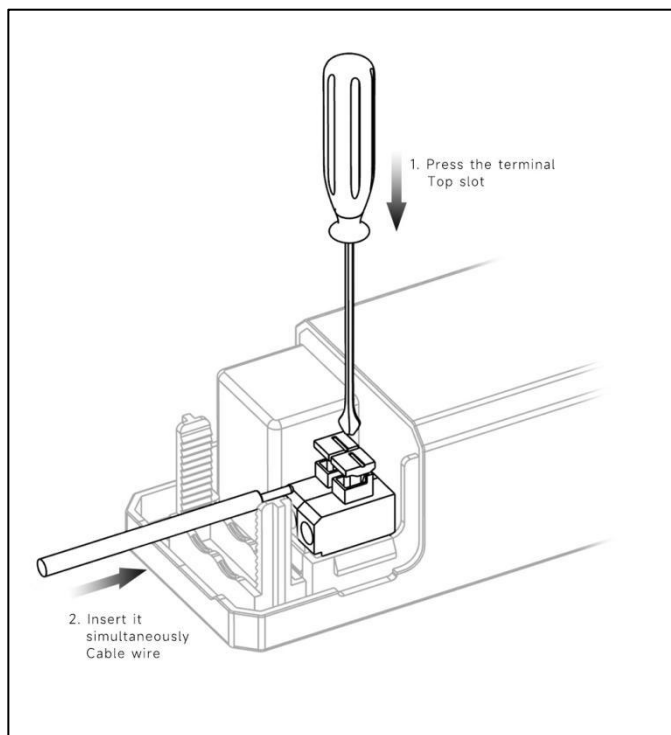
## ◆ Wiring diagram



◆ 2D diagram



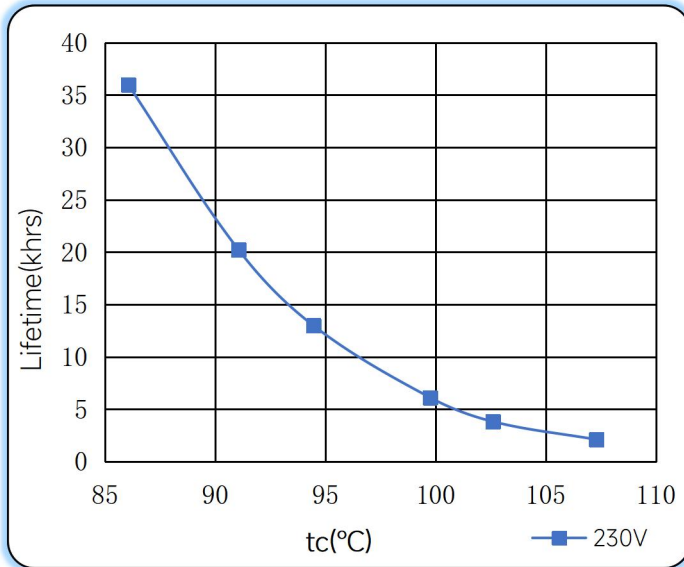
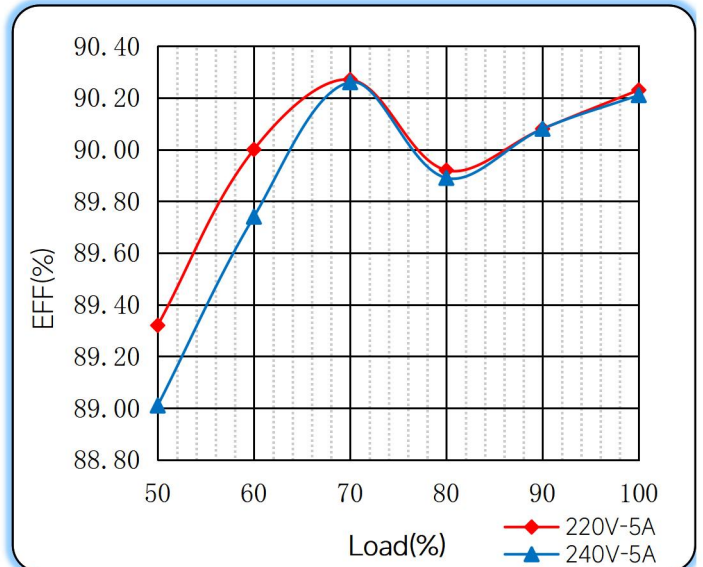
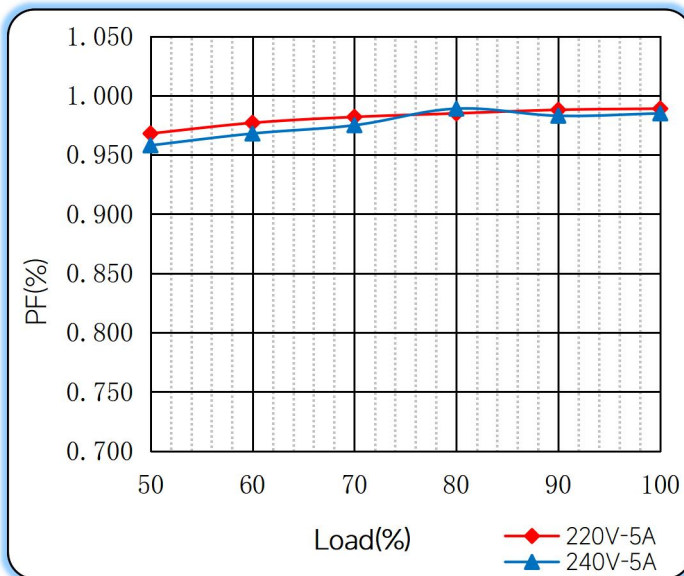
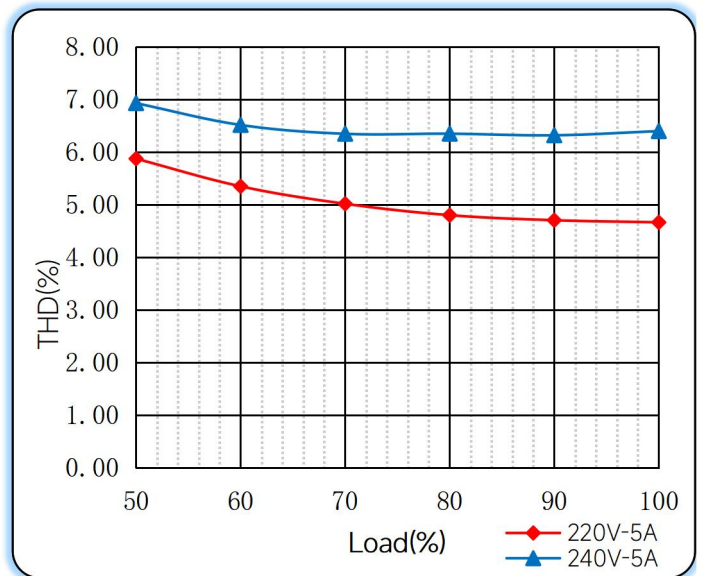
Termina



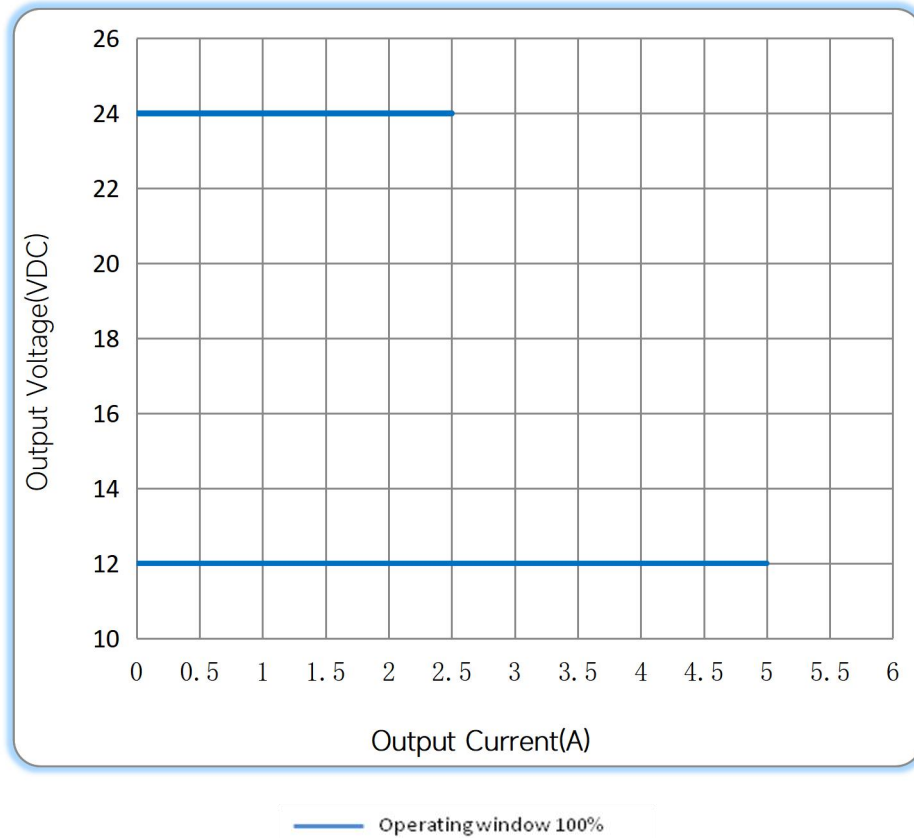
## ◆ Wiring & Connections

	Specification item	Value (Unit )
Input	Input wire cross-section	0.5...1.5 mm <sup>2</sup>
	Input wire gauge.	16...20 AWG
	Input wire strip length	7...9mm
Output	Output wire cross-section	0.5...1.5 mm <sup>2</sup>
	Output wire gauge.	16...20 AWG
	Output wire strip length	7...9mm

### ◆ Curve for LS-60-12 LI EXC

**Lifetime vs. Temperature Curve**

**Efficiency vs. Load**

**Power Factor Characteristics**

**THD vs. Load**


### ◆ Operating window



### ◆ Revision Updates

ITEM	BEFORE	AFTER	VERSION	DATE
Initial			A	2023/07/12

Remark: The final interpretation of the contents of the specification belongs to Eaglerise Electric & Electronic (China) Co., Ltd.

Tel: +86-0757-86256822, +86-0757-86256831

E-mail: sales@eaglerise.com

Website : <https://lighting.eaglerise.com>



EAGLERISE



Manual