

## Ascent 100 II Arch 120

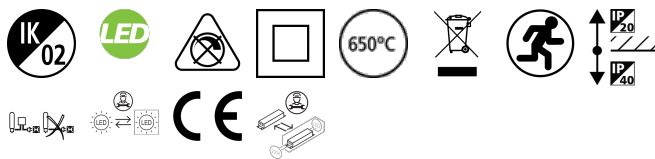
### ASCENT 100 II ARCH 650 4K STD EMG 120

### 2060506



#### Caratteristiche prodotto

- The ASCENT 100 II ARCH 650 4K STD EMG 120 is a high efficient non dimmable downlight luminaire with 3 hour emergency, Colour rendering index Ra >80, Colour temperature: 4000K Neutral White, Class II, Protection rating IP40/IP20, Cut out dimensions: 137mm



#### PANORAMICA DEL PRODOTTO

Nome prodotto	ASCENT 100 II ARCH 650 4K STD EMG 120
Tecnologia	LED
Housing	Alluminio
Montaggio	Ceiling recessed mounting
General application	Strutture alberghiere, Uffici, Esercizi commerciali
ETIM Class	EC001744
Garanzia	5 years
Fixture luminous flux (lm)	653
Luminaire efficacy (lm/W)	93
L.O.R. (%)	100
Temperatura di colore (K)	4000
CRI (Ra)	80
Colour Consistency (SDCM)	3
Beam Angle (°)	85
Glare control	< 21
Gruppo di rischio fotobiologico	RG0
Potenza totale (W)	7
Electrical protection	Classe II
Tipologia reattore	Electronic ballast
Montaggio reattore	Remote
Dimmable	No
Dimming method	N/A
Colore corpo lampada	RAL 9016 - Traffic white / Bezel
IP rating	IP40/20
IK rating	IK02
Product EAN number	5025768605064

#### TABELLA DATI

##### Dati generali

Nome prodotto	ASCENT 100 II ARCH 650 4K STD EMG 120
Tecnologia	LED

## Ascent 100 II Arch 120

ASCENT 100 II ARCH 650 4K STD EMG 120

2060506

Housing	Alluminio
Montaggio	Ceiling recessed mounting
General application	Strutture alberghiere, Uffici, Esercizi commerciali
Operating temperature range (°C)	0°C...+25°C
Performance ambient temperature Tq (°C)	25
ETIM Class	EC001744
Garanzia	5 years

### Dati ottici

Fixture luminous flux (lm)	653
Luminaire efficacy (lm/W)	93
L.O.R. (%)	100
Temperatura di colore (K)	4000
CRI (Ra)	80
Colour Consistency (SDCM)	3
Beam Angle (°)	85
Glare control	< 21
Gruppo di rischio fotobiologico	RG0
Emergency duration (h)	3

### Dati elettrici

Potenza totale (W)	7
Tensione di rete (V)	220-240V
Lamp power factor	0.95
THD (at 230 V, 50 Hz, full load, at 100% dimming level) xx.x %	15
Electrical protection	Classe II
Control gear required	Si
Tipologia reattore	Electronic ballast
Montaggio reattore	Remote
Transformer required	No
Dimmable	No
Dimming method	N/A
Drive current (mA)	100
Corrente di spunto (A)	5
Durata picco di corrente (µs)	50
Glow Wire Test (°C)	650
Energy Efficiency Class (A->G) of contained light source	C
Nominal Frequency (Hz)	50/60Hz
Quantità max. apparecchi per interruttore 10A tipo C	52
Quantità max. apparecchi per interruttore 16A tipo C	85
Max. Luminaires per 20A C Breaker	54
Max. Luminaires per 10A B Breaker	32
Max. Luminaires per 16A B Breaker	50
Max. Luminaires per 20A B Breaker	63

## Ascent 100 II Arch 120

ASCENT 100 II ARCH 650 4K STD EMG 120  
2060506

### Dati vita utile

Vita utile nominale - L70 B50	100000
Vita utile nominale - L80 B20	87500
Vita utile nominale - L90 B10	39000

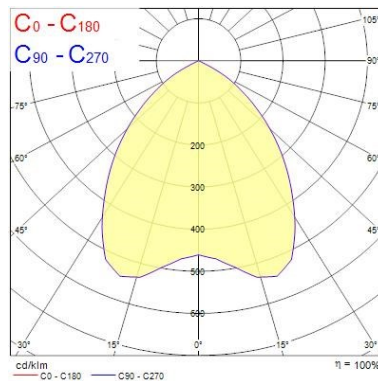
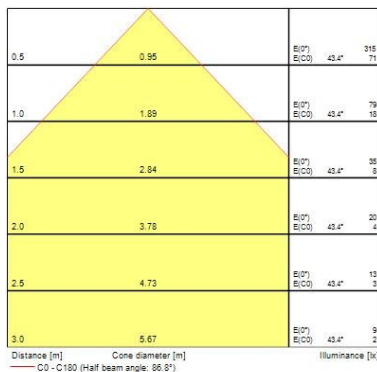
### Dati dimensionali

Colore corpo lampada	RAL 9016 - Traffic white / Bezel
IP rating	IP40/20
IK rating	IK02
Diffuser finish	Opalino
Diffuser material	PMMA acrilico
Larghezza nominale prodotto (mm)	150
Nominal Product Height (mm)	94
Nominal Product Diameter (mm)	150
Cutout Dimensions (W x L in mm or Diameter in mm)	137
Peso (Kg)	1.43

### Dati di imballo

Tipologia imballo singolo	Carton
Product EAN number	5025768605064
Lunghezza imballo singolo (mm)	30.0
Larghezza imballo singolo (cm)	30.0
Packaging single depth (cm)	12.5
DUN14 (outer)	05025768605064
Quantità per imballo esterno	1
Packaging outer length / height (cm)	30.0
Packaging outer width (cm)	30.0
Packaging outer depth (cm)	12.5

## FOTOMETRIA



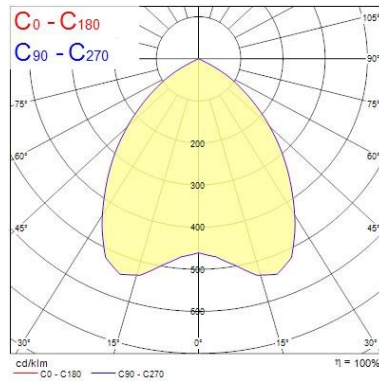
## Ascent 100 II Arch 120

ASCENT 100 II ARCH 650 4K STD EMG 120  
2060506

0.5	0.95	E(0°) E(C0)	43.4°	1203 273
1.0	1.89	E(0°) E(C0)	43.4°	301 68
1.5	2.84	E(0°) E(C0)	43.4°	134 30
2.0	3.78	E(0°) E(C0)	43.4°	75 17
2.5	4.73	E(0°) E(C0)	43.4°	48 11
3.0	5.67	E(0°) E(C0)	43.4°	33 8

Distance [m]      Cone diameter [m]      Illuminance [lx]

— C0 - C180 (Half beam angle: 86.8°)



## DISEGNI TECNICI

