

USER MANUAL

CAT6 60M HDMI-Single cable Extender

Art. 42/12307-00



INTRODUZIONE

Gentile cliente

Grazie per aver acquistato questo prodotto. Per prestazioni e sicurezza ottimali, si prega di leggere attentamente queste istruzioni prima di collegare, far funzionare o regolare questo prodotto.

Conservi questo manuale per riferimenti futuri.

Questo ripetitore di segnale HDMI su singolo cavo CAT-5e o cat-6 (consigliato) permette di estendere il segnale fino a 60 metri.

CARATTERISTICHE

Protocollo supportato HDCP 1.2

Supporto 3D

Ingresso video supportato: 24/50/60fs/1080p/1080i/720p/576p/576i/480p/480i

Uscita video supportata: 24/50/60fs/1080p/1080i/720p/576p/576i/480p/480i

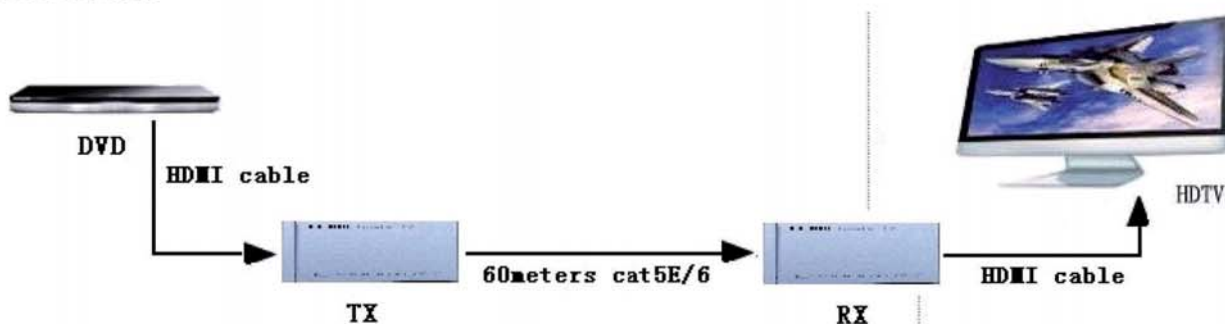
Supporto CEC

Supporto Formato audio: DTS-HD/Dolby-trueHD/LPCM7.1/DTS/Dolby-AC3/DSD

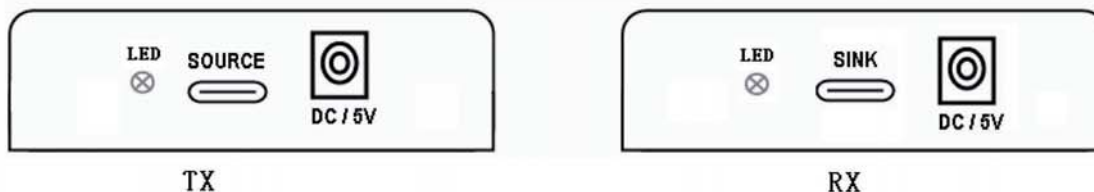
LED di indicazione.

Alimentazione DC5V/2A

Connessione:



Ricevitore e trasmettitore:



FONTE/SOURCE: segnale di ingresso.

SEGNALE IN ENTRATA/SINK: ricevitore per collegare l'HDTV o altro display.

DC 5V: alimentazione.

Collegamento:

1. Collegare un cavo HDMI fino a 10 metri tra sorgente e TX Extender
2. Collegare un cavo HDMI fino a 10 metri tra dispositivi e RX Extender
3. Collegare N.1 cavo CAT6 (consigliato) tra TX e RX Extender sino ad un max di 60 metri
4. Collegare l'alimentazione 5V (mediante alimentatori inclusi) all' Extender HDMI CAT6 RX & TX

CARATTERISTICHE TECNICHE:

Ingresso HDMI 24/50/60fs/1080p/1080i/720p/576p/576i/480p/480i
 Formato audio supportato..... DTS-HD/Dolby-trueHD/LPCM7.1/DTS/Dolby-AC3/DSD
 Uscita HDMI 24/50/60fs/1080p/1080i/720p/576p/576i/480p/480i
 Formato output audio supportato..... LPCM7.1/DTS/Dolby-AC3/DSD
 Max bandwidth.....165MHz
 Baud rate Max 4.95Gbps
 Segnale video in ingresso 0.5 ~ 1.5Volts pp
 Uscita del segnale DDC 5Volts pp (TT1L)
 Input / Output HDMI distanza del cavo cavo standard ≤ 20m AWG26 HDMI
 Max corrente di lavoro 800mA
 Alimentatore ingresso: AC (50Hz, 60Hz) 100V-240V; Uscita: DC5V/2A
 Temperatura di esercizio (da -15 a +55°)
 Intervallo umidità di funzionamento 5 a 90% RH (senza condensa)
 Dimensioni (L x P x A) 82x44x22 (mm)
 Peso.....400g

Note:

1. L'apparecchio deve essere collocato nel punto lontano fonti di alta temperatura, elementi erosivi, e in un ambiente che potrebbe dare ossidazione all'apparato.
2. Non toccare l'alimentatore con mani bagnate.
4. Non tirare il cavo di alimentazione per sganciare l'alimentatore dalla presa 200V.
5. Togliere l'alimentatore dalla presa 200V quando non viene utilizzata per lungo tempo l'apparato.
6. non aprire l'unità e non toccare le parti interne.
7. utilizzare sempre l'alimentatore originale.



Informazione agli utenti ex art. 26 D.Lgs. 49/2014

Il simbolo riportato sull'apparecchiatura (Allegato IX D.Lgs. 49/2014) indica che il rifiuto deve essere oggetto di "raccolta separata" e che è stato immesso sul mercato, in Italia, dopo il 31/12/2010.

Pertanto, l'utente dovrà conferire (o far conferire) il rifiuto ai centri di raccolta differenziata predisposti dalle amministrazioni locali, oppure consegnarlo al rivenditore contro acquisto di una nuova apparecchiatura di tipo equivalente.

L'utente ha dunque un ruolo attivo: la raccolta differenziata del rifiuto e le successive operazioni di trattamento, recupero e smaltimento favoriscono la produzione di apparecchiature con materiali riciclati e limitano gli effetti negativi sull'ambiente e sulla salute eventualmente causati da una gestione impropria del rifiuto.

Nel caso di RAEE di piccolissime dimensioni (<25 cm), l'utente ha diritto al conferimento gratuito, senza obbligo di contestuale acquisto, ai distributori al dettaglio la cui superficie di vendita specializzata eccede i 400 mq.

IMPORTATO E DISTRIBUITO DA
 ELCART DISTRIBUTION SPA
 Via Michelangelo Buonarroti, 46
 20093 COLOGNO MONZESE (MI)
 ITALY

www.elcart.com - info@elcart.it



Made in China

ELCART DISTRIBUTION SPA via Michelangelo Buonarroti, 46 - 20093 Cologno Monzese (Milano) ITALY
 Tel. +39 02.25117310 Fax +39 02.25117610 sito internet: www.elcart.com e-mail: info@elcart.it

La divulgazione dei dati contenuti in questa scheda è da ritenersi un servizio puramente informativo e non costituisce alcun vincolo da parte della Elcart in merito a prestazioni ed utilizzo del prodotto.
 The divulgation of data contained on this technical sheet are exclusively for informational reasons and establish no link on behalf of Elcart regard to thr performances and the usa of the product.
 La divulgacion de los datos contenidos en esta ficha son un servicio unicamente informativo y no constituyen ningun vinculo de parte de Elcart respecto a las prestaciones y uso del producto.

USER MANUAL

60M HDMI-Single CAT-HDMI Extender



Dear customer

Thank you for purchasing this product. For optimum performance and safety, please read these instructions carefully before connecting, operating or adjusting this product. Please keep this manual for future reference. Our series of HDMI converters, switchers, extenders, matrixes and splitters are designed to make your A/V device use more convenient, more comfortable, more productive and more cost-efficient.

The Extender use single cat-5E or cat-6(recommended) cables up to 60 meters instead of HDMI cable to transmit high definition signal, for cutting down cost. Long distance transmission of high definition is very difficult because HDMI cable is very expensive and infrequent. The Extender is designed to supply for long distance transmission of high definition signal.

Our devices offer solutions for noise, space and security concerns, data center control, information distribution, conference room presentation, school and corporate training environments.

FEATURES

- HDCP 1.2 protocol compliant
- Support 3D
- Support video input : 24/50/60fs/1080p/1080i/720p/576p/576i/480p/480i
- Signal transmission : Single cat-5e or cat-6(recommended) cables up to 60 meters instead of HDMI cables are connected between TX and RX Extender.
- Support video output : 24/50/60fs/1080p/1080i/720p/576p/576i/480p/480i
- Support CEC
- Audio format support : DTS-HD/Dolby-trueHD/LPCM7.1/DTS/Dolby-AC3/DSD
- LED indication: when power is supplied or device is working, LED relative to is light.
- No loss of quality
- Installs in minutes
- Need DC5V/2A power supply

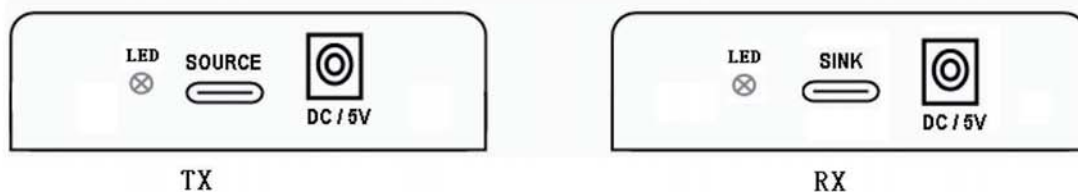


Figure 1.1 the rear and side board showing picture

SOURCE: Signal Source Input.

SINK: Receiver to connect the HDTV or other display.

DC 5V: 5V DC-DC Power Adaptor Interface.

Operating and Connecting :

1. Connect one HDMI cable up to 10 meters between source device and TX Extender
2. Connect one HDMI cable up to 10 meters between sink device and RX Extender
3. Connect single cat-5e or cat-6(recommended) cables up to 60 meters instead of HDMI cables between TX and RX Extender
4. Connect 5V power supply to the HDMI CAT60RX&TX Extender

SPECIFICATIONS:

Length of CAT-6 cable between Rx and TX.....	Up to 60 meters
HDMI Input.....	24/50/60fs/1080p/1080i/720p/576p/576i/480p/480i
Support audio format input.....	DTS-HD/Dolby-trueHD/LPCM7.1/DTS/Dolby-AC3/DSD
HDMI Output.....	24/50/60fs/1080p/1080i/720p/576p/576i/480p/480i
Support audio format output.....	LPCM7.1/DTS/Dolby-AC3/DSD
Max bandwidth.....	165MHz
Max baud rate.....	4.95Gbps
Input Video signal	0.5~1.5Volts p-p
Output DDC signal	5Volts p-p (TT1L)
Input/Output HDMI cable distance.....	≤20m AWG26 HDMI standard cable
Max working current.....	800mA
Power adapter format.....	Input:AC (50HZ, 60HZ) 100V-240V; Output: DC5V/2A
Operating Temperature range.....	(-15 to +55°C)
Operating Humidity range.....	5 to 90%RH (No Condensation)
Dimension (L x W x H)	82x44x22 (mm)
Weight.....	400g

Notes:

Pls use the machine as the instruction listed to keep the long use lifetime of the machine.

1. The machine should be placed at the spot far from the Damp, High-Temperature, Dusty, Erosive, and oxidative environment.
2. All parts will be free from the strong shake, hit, fall.
3. Touching the power adaptor with the wet hands is prohibited.
4. Pls hold the power adaptor head and do not pull the power cord when cut off from the socket.
5. Pls turn the power off when the machine is not used for long time.
6. Pls do not open the cover and do not touch the inside parts.
7. Pls use the original factory power adaptor.

Before power on, pls check the connection line carefully. And make sure that all interfaces are normally connected. The common trouble shooting way shows below:

Serial NO	Trouble Description	Cause and Ways to deal with
1	Non-Power-Connected	1、 Check if the power adaptor head is truly and correctly inserted the power socket. 2、 Check the power switch if it is in on status.
2	No Picture	1、 Pls to make sure that the TV is on and has been connected with the machine. 2、 To check if the signal source is on and well connected. 3、 Check the system connection quality. 4、 Check if the line is all good quality. 5、 Check the cable quality
3	Obscure Picture	1、 To try again to connect the cable to be free from the unsuccessful connection. 2、 HDMI Cable Quality



User information ex art. 26 D. 49/2014

The symbol labelled on the appliance (Annex IX D. 49/2014) indicates that the rubbish is subject to "separate collection" and it has been placed on the Italian market after the December 31, 2010.

The user must therefore assign or (have collected) the rubbish to a treatment facility according to indications by the local administration, or hand it over to the reseller in exchange for an equivalent new product. The separate collection of the rubbish and the subsequent treatment, recycling and disposal operations encourage the production of appliances made with recycled materials and reduce negative effects on health and the environment caused by improper treatment of rubbish.

In the case of very small WEEE (no external dimension more than 25 cm), the user is eligible to get free of charge assignation to retail shops with sales areas relating to EEE of at least 400 m².

IMPORTED AND DISTRIBUTED BY:
ELCART DISTRIBUTION SPA
Via Michelangelo Buonarroti, 46
20093 COLOGNO MONZESE (MI)
ITALY

www.elcart.com - info@elcart.it

Made in China



ELCART DISTRIBUTION SPA via Michelangelo Buonarroti, 46 - 20093 Cologno Monzese (Milano) ITALY
Tel. +39 02.25117310 Fax +39 02.25117610 sito internet: www.elcart.com e-mail: info@elcart.it

La divulgazione dei dati contenuti in questa scheda è da ritenersi un servizio puramente informativo e non costituisce alcun vincolo da parte della Elcart in merito a prestazioni ed utilizzo del prodotto.
The divulgation of data contained on this technical sheet are exclusively for informational reasons and establish no link on behalf of Elcart regard to thr performances and the usa of the product.
La divulgacion de los datos contenidos en esta ficha son un servicio unicamente informativo y no constituyen ningun vinculo de parte de Elcart respecto a las prestaciones y uso del producto.