

ROYALOHM

Cement Fixed Resistors

Performance Specification

Temperature Coefficient	<20Ω: ±400PPM/°C; ≥20Ω: ±350PPM/°C
Short Time Overload	±(5.0% + 0.05Ω)Max, with no evidence of mechanical damage.
Dielectric Withstanding Voltage	No evidence of flashover, mechanical damage, arcing or insulation breakdown.
Terminal Strength	No evidence of mechanical damage.
Resistance to Soldering Heat	±(1.0% + 0.05Ω)Max, with no evidence of mechanical damage.
Solderability	Min. 95% coverage
Temperature Cycling	±(2.0% + 0.05Ω)Max, with no evidence of mechanical damage.
Humidity (Steady State)	±(5.0% + 0.05Ω)Max, with no evidence of mechanical damage.
Load Life in Humidity	Wire-wound ±(5.0% + 0.05Ω)Max Power Film <100KΩ: ±(5.0% + 0.05Ω)Max ≥100KΩ: ±(10.0% + 0.05Ω)Max
Load Life	Wire-wound ±(5.0% + 0.05Ω)Max Power Film <100KΩ: ±(5.0% + 0.05Ω)Max ≥100KΩ: ±(10.0% + 0.05Ω)Max

Ordering Procedure: Ex.: PRW 5W, +/- 5%, 100Ω, B/B


P	R	W	0	5	W	J	P	1	0	1	B	0	0				
Type: PRW0 = PRW PRWA = PRWA PRWC = PRWC PRC1 = PRWC-1 PRM0 = PRM PRMA = PRMA PRMB = PRMB PRS0 = PRS PRVA = PRVA PRVB = PRVB PZ1A = PRZA-1 PZ2A = PRZA-2 PZ3A = PRZA-3 PRZC = PRZC PRZD = PRZD PRT0 = PRT PRU0 = PRU PRWI = PRWI TFRC = TFRC			Wattage: 1W = 1W 2W = 2W 3W = 3W 4W = 4W 5W = 5W 6W = 6W 7W = 7W AW = 10W BW = 11W HW = 17W FW = 15W 20 = 20W 25 = 25W 30 = 30W 40 = 40W			Resistance Value: • E-24 series: 1 st digit denotes product type W = Wire-wound type P = Power Film type 2 nd & 3 rd digits are the significant figures of the resistance 4 th indicates the number of zeros: "J" ~ 0.1, "K" ~ 0.01 Ex.: 4Ω7 ~ 47J, 4.7KΩ ~ 472			Packing Type: B = Bulk/Box			Packing Qty: 0 = Bulk/Box			Additional Information: 0 = Standard I = Non-inductive		
			Tolerance: J = ±5% K = ±10%														



Cement Fixed Resistors

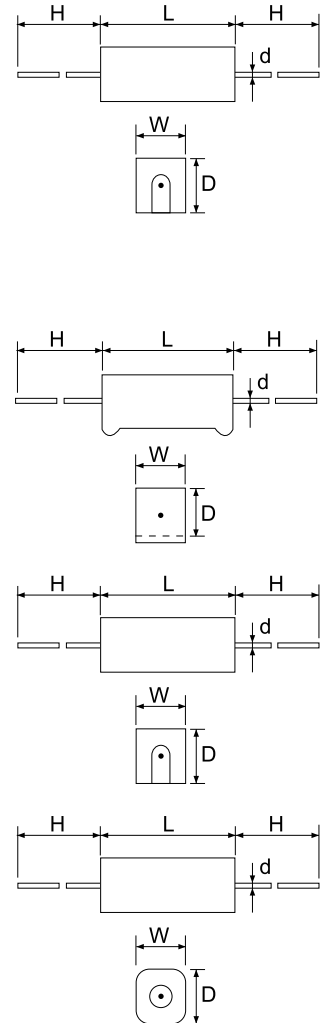
Features

- Self extinguishing
- Excellent flame and moisture resistance
- Extremely small sturdy and mechanically safe
- Non-inductive types available for all ROYALOHM Cement Resistors
- Too low or too high ohmic values on Wire-wound & Power Film type can be supplied on a case to case basis

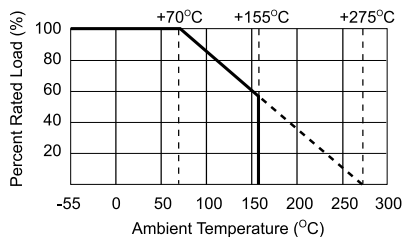


Part No.	Style	Power Rating at 70°C	Dimension (mm)					Resistance Range	
			W±1	D±1	L±1	d±0.05	H±5	Wire-wound	Power Film
PRW Type									
PRW01W	PRW 1W	1W	6	6	14	0.70	25	1Ω ~ 27Ω	28Ω ~ 33KΩ
PRW02W	PRW 2W	2W	7	7	18	0.75	28	0.1Ω ~ 27Ω	28Ω ~ 33KΩ
PRW03W	PRW 3W	3W	8	8	22	0.75	32	0.1Ω ~ 39Ω	40Ω ~ 56KΩ
PRW05W	PRW 5W	5W	10	9	22	0.75	35	0.1Ω ~ 47Ω	48Ω ~ 100KΩ
PRW07W	PRW 7W	7W	10	9	35	0.75	35	0.1Ω ~ 680Ω	681Ω ~ 200KΩ
PRW0AW	PRW 10W	10W	10	9	49	0.75	35	0.1Ω ~ 910Ω	911Ω ~ 200KΩ
PRW0FW	PRW 15W	15W	12.5	11.5	49	0.75	35	1Ω ~ 1KΩ	
PRW020	PRW 20W	20W	14.5	13.5	60	0.75	35	2Ω ~ 1.2KΩ	
PRW025	PRW 25W	25W	14.5	13.5	64	0.75	35	2Ω ~ 1.2KΩ	
PRWA Type									
PRWA5W	PRWA 5W	5W	10	9	22	0.75	35	0.1Ω ~ 47Ω	48Ω ~ 100KΩ
PRWAAW	PRWA 10W	10W	10	9	49	0.75	35	0.1Ω ~ 910Ω	911Ω ~ 200KΩ
PRWC Type									
PRWC1W	PRWC 1W	1W	5.5	5.5	12	0.70	25	1Ω ~ 27Ω	28Ω ~ 33KΩ
PRWC2W	PRWC 2W	2W	6	6	18	0.75	28	1Ω ~ 27Ω	28Ω ~ 33KΩ
PRWC3W	PRWC 3W	3W	6	6	20	0.75	28	1Ω ~ 27Ω	28Ω ~ 33KΩ
PRWC5W	PRWC 5W	5W	6	6	25	0.75	35	1Ω ~ 200Ω	201Ω ~ 100KΩ
PRWC7W	PRWC 7W	7W	9	9	25	0.75	35	1Ω ~ 200Ω	201Ω ~ 100KΩ
PRWC-1 Type									
PRC14W	PRWC-1 4W	4W	6.4	6.4	20	0.70	28	1Ω ~ 200Ω	201Ω ~ 100KΩ
PRC15W	PRWC-1 5W	5W	6.4	6.4	25	0.70	28	1Ω ~ 200Ω	201Ω ~ 100KΩ
PRC16W	PRWC-1 6W	6W	6.4	6.4	38	0.75	35	1Ω ~ 200Ω	201Ω ~ 100KΩ
Remark: Max Working Voltage: 500V Max Overload Voltage: 1,000V									

Serie 01/06000-00



Derating Curve



Heat Rise Chart

