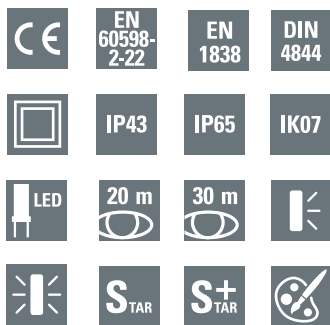


# Exit sign Luminaire

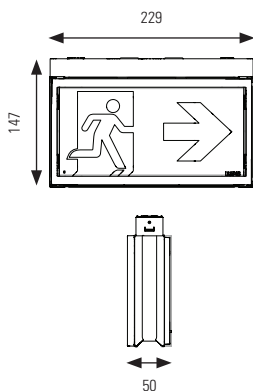
FlexiTech EC CG-S (Exit Ceiling)



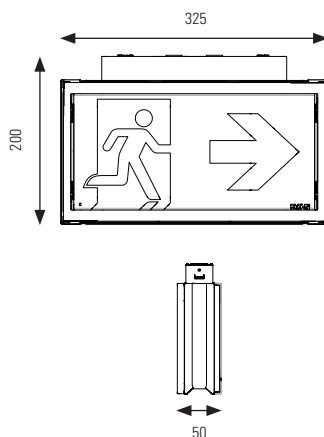
FlexiTech EC 30m/20m viewing distance



Dimensions for 20m viewing distance (mm)



Dimensions for 30m viewing distance (mm)



## FlexiTech EC CG-S

- Single or double sided Exit sign for ceiling mounting, equipped with two light guides
- Robust construction IK07 for reliable operation also in difficult environments
- Possibility to set the illumination to one face only (case of single side use) to limit power consumption
- Available with 20 and 30 m viewing distance and protection degrees IP43 and IP65
- Non-obtrusive design with a slim housing (50 mm)
- Including inlay legends for commonly used configurations, reducing the logistic effort to have the right pictograms on site
- The inlay legends are well protected against scratches and dirt
- Optimal recognition via high luminance of white contrast colour  $> 500 \text{ cd/m}^2$  according to DIN4844-1 / ISO 3864-1 (for bright surroundings), and perfect uniformity  $L_{\text{min}}/L_{\text{max}} > 0.8$
- Quick mounting set to snap or unsnap the luminaire for ease of installation and maintenance
- Rubber cable entries and screwless terminal blocks for fast wiring
- Low eco-footprint thanks to its eco-design and low consumption
- Reduced installation expenditures by STAR technology
- Freely programmable mixed operation of the switching modes per luminaire in one circuit
- Shortened inspection effort due to CEWA GUARD technology
- Automatic function monitoring of up to 20 luminaires per circuit
- Minimum service requirement due to high service life of the LEDs
- Complete range of accessories (suspension sets, wall bracket)
- Coloured accessories available on demand, custom designed pictograms also available

Viewing distance	20 m, 30 m
Luminous flux $\Phi_E/\Phi_N$ at the end of rated operating time	100 %
Housing material	Polycarbonate
Weight	FT2EC4ICGS, FT2EC4ICGSIP: 0.56 kg FT3EC4ICGS, FT3EC4ICGSIP: 1.2 kg
Housing colour	White
Type of mounting	Ceiling surface-mounting
Connection terminals	3 x 2 x 2.5 mm <sup>2</sup>
Connection voltage	220 – 240 V AC, 50/60 Hz 176 – 275 V DC
Current consumption - battery operation (220 V)	FT2 versions : 1 side: 3.2 mA / 2 sides: 5.5 mA FT3 versions : 1 side: 6.5 mA / 2 sides: 10.7 mA
Power consumption mains operation (apparent power / effective power)	FT2 versions : 3 VA / 1.1 W (1 side) - 3.5 VA / 1.4 W (2 sides) FT3 versions : 3.8 VA / 1.7 W (1 side) - 5.2 VA / 2.7 W (2 sides)
Inrush current	1.5 A
Permissible ambient temperature	-20 °C to +40 °C
Light source	LED, Lifespan 100 000h

## Ordering details

Type	Scope of supply	Order No.
FlexiTech Exit Ceiling 20m CG-S	including pictogram set <input type="checkbox"/>	FT2EC4ICGS
FlexiTech Exit Ceiling 20m CG-S IP	including pictogram set <input type="checkbox"/>	FT2EC4ICGSIP
FlexiTech Exit Ceiling 30m CG-S	including pictogram set <input type="checkbox"/>	FT3EC4ICGS
FlexiTech Exit Ceiling 30m CG-S IP	including pictogram set <input type="checkbox"/>	FT3EC4ICGSIP

# Exit sign Luminaire

## FlexiTech EC CG-S (Exit Ceiling)

### Accessories



**Black mat  
RAL9005**



**Dark Grey  
RAL7015**



**Silver gloss  
RAL9007**



**White  
RAL9003**



FTECCC-TSK-50\* Tube Suspension Kit 50cm for FlexiTech EC&CC, IP43

FTECCC-TSK-50-B

FTECCC-TSK-50-DG

FTECCC-TSK-50-S



FTECCC-TSK-150\* Tube Suspension Kit 150cm for FlexiTech EC&CC, IP43

FTECCC-TSK-150-B

FTECCC-TSK-150-DG

FTECCC-TSK-150-S



FT2ECCC-WB\* Wall Bracket for FlexiTech EC&CC, 20m, IP43

FT2ECCC-WB-B

FT2ECCC-WB-DG

FT2ECCC-WB-S

FT3ECCC-WB\* Wall Bracket for FlexiTech EC&CC, 30m, IP43

FT3ECCC-WB-B

FT3ECCC-WB-DG

FT3ECCC-WB-S

Metal cover for FlexiTech EC, 20m

FT2EC-MC-B

FT2EC-MC-DG

FT2EC-MC-S

FT2EC-MC

Metal cover for FlexiTech EC, 30m

FT3EC-MC-B

FT3EC-MC-DG

FT3EC-MC-S

FT3EC-MC

E-WIRINGSET-IP Wiring Set IP65, SC & CPS luminaires

\*To ensure IP65 protection rate, use waterproof connection kit: E-WIRINGSET-IP. This set is composed of terminal blocks for one luminaire (SC or CPS), offering in and out wiring possibility.



FTECCC-CF Chain fastening for FlexiTech EC&CC



FT1SU-RP Renovation Plate for FlexiTech EC



FT2-4I Set of 4 pictos for FlexiTech EC, 20m (D, L, R, U), ISO format

FT3-4I Set of 4 pictos for FlexiTech EC, 30m (D, L, R, U), ISO format

### Pictograms



FT2EWEC-PICTO-UR

FT3EWEC-PICTO-UR

Picto, ISO7010-E002 U/R, Exit Up Right



FT2EWEC-PICTO-DR

FT3EWEC-PICTO-DR

Picto, ISO7010-E002 D/R, Exit Down Right



FT2EWEC-PICTO-DL

FT3EWEC-PICTO-DL

Picto, ISO7010-E001 D/L, Exit Down Left



FT2EWEC-PICTO-UL

FT3EWEC-PICTO-UL

Picto, ISO7010-E001 U/L, Exit Up Left



FT2EWEC-PICTO-DMD

FT3EWEC-PICTO-DMD

Picto, FDX08-040-3 T28, Man in wheelchair door & arrow down



FT2EWEC-PICTO-DML

FT3EWEC-PICTO-DML

Picto, FDX08-040-3 T28, Man in wheelchair door & arrow left



FT2EWEC-PICTO-DMR

FT3EWEC-PICTO-DMR

Picto, FDX08-040-3 T28, Man in wheelchair door arrow right



FT2EWEC-PICTO-DMU

FT3EWEC-PICTO-DMU

Picto, FDX08-040-3 T28, Man in wheelchair door arrow up



FT2EWEC-PICTO-DML1

FT3EWEC-PICTO-DML1

Picto, DIN4844, Man in wheelchair & arrow left



FT2EWEC-PICTO-DMR1

FT3EWEC-PICTO-DMR1

Picto, DIN4844, Man in wheelchair & arrow right



FT2EWEC-PICTO-DMD1

FT3EWEC-PICTO-DMD1

Picto, DIN4844, Man in wheelchair & arrow down



FT2EWEC-PICTO-EWL

FT3EWEC-PICTO-EWL

Picto, ISO7010-E016, Escape Window Left



FT2EWEC-PICTO-EWR

FT3EWEC-PICTO-EWR

Picto, ISO7010-E016, Escape Window Right



FT2EWEC-PICTO-EWD

FT3EWEC-PICTO-EWD

Picto, ISO7010-E016, Escape Window Down



FT2EWEC-PICTO-RWL

FT3EWEC-PICTO-RWL

Picto, ISO7010-E017, Rescue Window Left



FT2EWEC-PICTO-RWR

FT3EWEC-PICTO-RWR

Picto, ISO7010-E017, Rescue Window Right



FT2EWEC-PICTO-RWD

FT3EWEC-PICTO-RWD

Picto, ISO7010-E017, Rescue Window Down



FT2EWEC-PICTO-MP

FT3EWEC-PICTO-MP

Picto, ISO7010-E007, Meeting Point



FT2EWEC-PICTO-CR

FT3EWEC-PICTO-CR

Picto, ISO7010-E003, First-Aid



FT2EWEC-PICTO-H

FT3EWEC-PICTO-H

Picto, Hydrant



FT2EWEC-PICTO-FEX

FT3EWEC-PICTO-FEX

Picto, ISO7010-F001, Fire Extinguisher



FT2EWEC-PICTO-FHO

FT3EWEC-PICTO-FHO

Picto, ISO7010-F002, Fire Hose



FT2EWEC-PICTO-INFO

FT3EWEC-PICTO-INFO

Picto, ISO7001/P-I PF001, INFO



FT2EWEC-PICTO-WC

FT3EWEC-PICTO-WC

Picto, ISO7001/P-I PF003, WC