

# Product Environmental Profile

## RJ45 Socket Matix range Category 6






### BTICINO'S ENVIRONMENTAL COMMITMENTS

- Incorporate environmental management into our industrial sites**  
 Of all Legrand sites worldwide, over 85% are ISO 14001-certified (sites belonging to the Group for more than five years).
- Offer our customers environmentally friendly solutions**  
 Develop innovative solutions to help our customers design more energy efficient, better managed and more environmentally friendly installations.
- Involve the environment in product design and provide informations in compliance with ISO 14025**  
 Reduce the environmental impact of products over their whole life cycle.  
 Provide our customers with all relevant information (composition, consumption, end of life, etc.).



### REFERENCE PRODUCT

<b>Function</b>	Protect, link by a connection point for 10 years with a 25% use rate for an application in LAN : Tertiary.		
<b>Reference Product</b>			
	Cat.No 3 x AM5962C6	Cat.No 503SA	Cat.No AM4803BBN
	3 x RJ45 socket Matix 110IDC category 6 UTP	Support frame 3 modules	Cover plate 3 modules white
	Declared unit: Protect, link by 3 connections points for 10 years with a 25% use rate for an application LAN: Tertiary.		

The company reserves the right to change specifications and designs without notice. All illustrations, descriptions, dimensions and weights in the document are for guidance and cannot be held binding on the company.



### PRODUCTS CONCERNED

The environmental data is representative of the following products:

Socket	Support	Plate
<ul style="list-style-type: none"> <li>AM5962C6</li> <li>AM5962C6S</li> <li>AM5962C6TH</li> <li>AM5974AT6</li> <li>AM5979C6</li> <li>AM5979C6/Y</li> <li>AM5979C6E</li> <li>AM5979C6F</li> <li>AM5979C6G</li> <li>AM5979C6S</li> <li>AG5979C6</li> <li>AA5979C6</li> <li>A5979C6S</li> <li>A5979C6/Y</li> <li>A5979C6</li> <li>A5974AT6</li> </ul>	<ul style="list-style-type: none"> <li>503SA</li> </ul>	<ul style="list-style-type: none"> <li>AM4803BBN</li> </ul>

# Product Environmental Profile

## RJ45 Socket Matix range Category 6



### ■ CONSTITUENT MATERIALS

This Reference Product contains no substances prohibited by the regulations applicable at the time of its introduction to the market. It respects the restrictions on use of hazardous substances as defined in the RoHS directive 2011/65/EU amended by delegated directive (EU) 2015/863, and its amendment 2017/2102/EU.

<b>Total weight of Reference Product</b>	<b>0.08 kg</b> (all packaging included)
--	---

Product alone weight 0.02 kg					
Plastics as % of weight		Metals as % of weight		Other as % of weight	
PC	13.1%	Steel	1.3%	Electronic card < 10cm <sup>2</sup>	1.1%
ABS	12.6%	Copper and copper alloys	0.8%		
PBT	1.5%				
PA	0.6%				
PP	0.3%				
PS	<0.1%				

Packaging (alone) : 0.06 kg					
PE	1.0%			Wood	59.2%
				Cardboard	8.3%
				Paper	0.2%

<b>Total plastics : 0.02 kg</b>	<b>29.1 %</b>	<b>Total metals : 0.00 kg</b>	<b>2.1 %</b>	<b>Total others : 0.06 kg</b>	<b>68.8 %</b>
---------------------------------	---------------	-------------------------------	--------------	-------------------------------	---------------

At the date of edition of this document, the content of recycled material(s) is :

- Product alone (excluding packaging): 1% by mass
- Packaging only: 11% by mass



### ■ MANUFACTURE

This Reference Product comes from sites that has received ISO14001 certification. The final assembly site is located in Italy.



### ■ DISTRIBUTION

Products are distributed from logistics centres located with a view to optimize transport efficiency. The Reference Product is therefore transported over an average distance of 1000 km by lorry from our warehouse to the local point of distribution into the market in Italy.

Packaging is compliant with european directive 2004/12/EU concerning packaging and packaging waste.



### ■ INSTALLATION

For the installation of the product, only standard tools are needed.



### ■ USE

Under normal conditions of use, this product requires no servicing, no maintenance or additional products.

# Product Environmental Profile

## RJ45 Socket Matix range Category 6



### END OF LIFE

The product end of life factors are taken into account during the design phase. Dismantling and sorting of components or materials is made as easy as possible with a view to recycling or failing that, another form of reuse. This product falls within the scope of the WEEE directive (2012/19/EU). Therefore it must be processed through local WEEE recycling/recovery channels.

**- Extended producer responsibility:**

The sale of this product is subject to a contribution to eco-organisations in each country responsible for managing end of life products in the field of application of the European Waste Electronic and Electrical Equipment Directive.



### ENVIRONMENTAL IMPACTS

The evaluation of environmental impacts examines the stages of the Reference Product life cycle: manufacturing, distribution, installation, use and end of life. is representative from products marketed and used in Europe, in compliance with the local current standards. The datasets collected in this PEP are representative of the year 2025.

For each phase, the following modelling elements were taken in account:

<b>System Limit</b>	<b>Manufacture A1-A3</b>	Materials and components of the product, all transport for the manufacturing, the packaging and the waste generated by the manufacturing.
	<b>Distribution A4</b>	Transport between the last Group distribution centre and an average delivery point in the sales area.
	<b>Installation A5</b>	The end of life of the packaging.
	<b>Use B1-B7</b>	<ul style="list-style-type: none"> <li>▪ Product category: PSR-0005-ed3.1-EN-2023 12 08 - §3.11 Copper telecom accessories.</li> <li>▪ Use scenario: non-continuous operation for 10 years, for 25% of the time . This modelling duration does not constitute a minimum durability requirement.</li> <li>▪ Energy model: Electricity Mix_Low voltage_2020_Italy_IT.</li> </ul>
	<b>End of life C1-C4</b>	Choice of end-of-life by default model for PCR-ed4-EN-2021 09 06.
<b>D Module</b>	Module D is calculated according to PCR-ed4-EN-2021 09 06 based on the materials recycled and the modelled end-of-life scenario. It expresses the net benefits and burdens beyond the boundaries of the system, and are not to be included in the life cycle totals.	
<b>Software and data-base used</b>	The set of indicators used is Indicators for PEF EF 3.1 (compliant: PEP ed.4, EN15804+A2) v2.0 EIME V6 and its database 2024-06-11.	

Unless otherwise indicated the modelling energetic mix are those integrated in the data modules used from the aforementioned database.

# Product Environmental Profile

## RJ45 Socket Matix range Category 6



### ENVIRONMENTAL IMPACTS

Environmental impacts per connection point corresponding to the functional unit.

	Total Life Cycle		Manufacturing	Distribution	Installation	Use <sup>(1)</sup>			End of Life	Module D
			A1-A3	A4	A5	Total B1-B7	B2	B6	C1-C4	
Climate change - total	2.60E-01	kg CO2 eq.	1.25E-01	3.93E-03	9.82E-02	1.86E-02	0.00E+00	1.86E-02	1.44E-02	-1.14E-02
Climate change - fossil fuels	2.56E-01	kg CO2 eq.	1.99E-01	3.93E-03	2.09E-02	1.86E-02	0.00E+00	1.86E-02	1.43E-02	-3.33E-03
Climate change - biogenics	3.80E-03	kg CO2 eq.	-7.37E-02	0.00E+00	7.74E-02	3.97E-05	0.00E+00	3.97E-05	9.88E-05	-8.10E-03
Climate change - land use and land use transformation	1.47E-05	kg CO2 eq.	1.47E-05	0.00E+00	0.00E+00	0.00E+00	0.00E+00	0.00E+00	0*	0.00E+00
Ozone depletion	1.12E-08	kg.equivalent. CFC-11	9.76E-09	6.03E-12	6.75E-10	5.91E-11	0.00E+00	5.91E-11	7.40E-10	1.09E-10
Acidification (AP)	1.81E-03	mole of H+ equiv	1.49E-03	2.49E-05	1.19E-04	7.30E-05	0.00E+00	7.30E-05	9.89E-05	-6.34E-06
Freshwater eutrophication	4.12E-06	kg P eq.	1.45E-06	1.48E-09	1.67E-08	1.07E-09	0.00E+00	1.07E-09	2.65E-06	7.86E-08
Marine aquatic eutrophication	3.63E-04	kg of N equiv	2.90E-04	1.17E-05	2.84E-05	9.62E-06	0.00E+00	9.62E-06	2.32E-05	3.60E-06
Terrestrial eutrophication	4.16E-03	mole of N equiv	3.19E-03	1.28E-04	3.73E-04	1.74E-04	0.00E+00	1.74E-04	2.94E-04	1.35E-05
Photochemical ozone formation	1.17E-03	kg of NMVOC equiv	9.58E-04	3.23E-05	8.03E-05	2.97E-05	0.00E+00	2.97E-05	6.77E-05	-1.85E-06
Depletion of abiotic resources - elements	3.38E-05	kg.equivalent. Sb	3.37E-05	0*	0*	6.75E-09	0.00E+00	6.75E-09	8.67E-08	-3.41E-06
Depletion of abiotic resources - fossil fuels	5.51E+00	MJ	4.40E+00	5.49E-02	3.88E-01	2.88E-01	0.00E+00	2.88E-01	3.81E-01	-3.35E-01
Water requirement	9.42E-02	m3 of equiv. deprivation worldwide	8.82E-02	1.49E-05	8.46E-04	1.44E-03	0.00E+00	1.44E-03	3.77E-03	-1.82E-03
Emission of fine particles	1.06E-08	incidence of diseases	8.47E-09	2.03E-10	8.27E-10	4.94E-10	0.00E+00	4.94E-10	6.47E-10	-5.95E-11

\*Represents less than 0.01% of the total life cycle of the reference flow

<sup>(1)</sup> For the Use phase and according to the current PCR, the information modules B1, B3, B4, B5 and B7, all having indicator values equal to «0» (zero), are not listed in this table

In accordance with current PCR rules, the environmental indicator values in the «Module D» column must not be summed with the values in the «Total Life Cycle» column

# Product Environmental Profile

## RJ45 Socket Matix range Category 6



	Total Life Cycle		Manufacturing	Distribution	Installation	Use <sup>(1)</sup>			End of Life	Module D
			A1-A3	A4	A5	Total B1-B7	B2	B6	C1-C4	
<b>Ionizing radiation, human health</b>	<b>1.34E+00</b>	<b>kBq of U235 equiv.</b>	1.32E+00	0*	8.88E-03	5.53E-04	0.00E+00	5.53E-04	4.68E-03	-1.37E-02
<b>Ecotoxicity (fresh water)</b>	<b>1.16E+01</b>	<b>CTUe</b>	1.08E+01	2.58E-03	4.60E-01	2.76E-02	0.00E+00	2.76E-02	3.81E-01	5.84E-02
<b>Human toxicity, carcinogenic effects</b>	<b>7.73E-10</b>	<b>CTUh</b>	7.58E-10	0*	3.54E-12	2.19E-12	0.00E+00	2.19E-12	8.99E-12	8.96E-10
<b>Human toxicity, non-carcinogenic effects</b>	<b>4.87E-09</b>	<b>CTUh</b>	4.35E-09	1.34E-12	1.40E-10	2.94E-11	0.00E+00	2.94E-11	3.54E-10	-1.85E-10
<b>Impacts related to land use/soil quality</b>	<b>5.43E-02</b>	<b>-</b>	4.53E-02	0.00E+00	4.12E-04	4.82E-04	0.00E+00	4.82E-04	8.14E-03	-5.59E-07
<b>Use of renewable primary energy, excluding renewable primary energy resources used as raw materials</b>	<b>2.78E-01</b>	<b>MJ</b>	1.48E-01	7.32E-05	2.97E-02	8.43E-02	0.00E+00	8.43E-02	1.60E-02	-2.70E-02
<b>Use of renewable primary energy resources used as raw materials</b>	<b>9.59E-01</b>	<b>MJ</b>	9.59E-01	0.00E+00	0.00E+00	0.00E+00	0.00E+00	0.00E+00	0.00E+00	1.01E-01
<b>Total use of renewable primary energy resources</b> (primary energy and primary energy resources used as raw materials)	<b>1.24E+00</b>	<b>MJ</b>	1.11E+00	0*	2.97E-02	8.43E-02	0.00E+00	8.43E-02	1.60E-02	7.42E-02
<b>Use of non-renewable primary energy, excluding non-renewable primary energy resources used as raw materials</b>	<b>4.63E+00</b>	<b>MJ</b>	3.52E+00	5.49E-02	3.88E-01	2.88E-01	0.00E+00	2.88E-01	3.81E-01	-2.57E-01
<b>Use of non-renewable primary energy resources used as raw materials</b>	<b>8.82E-01</b>	<b>MJ</b>	8.82E-01	0.00E+00	0.00E+00	0.00E+00	0.00E+00	0.00E+00	0.00E+00	-7.81E-02
<b>Total use of non-renewable primary energy resources</b> (primary energy and primary energy resources used as raw materials)	<b>5.51E+00</b>	<b>MJ</b>	4.40E+00	5.49E-02	3.88E-01	2.88E-01	0.00E+00	2.88E-01	3.81E-01	-3.35E-01

\*Represents less than 0.01% of the total life cycle of the reference flow

<sup>(1)</sup> For the Use phase and according to the current PCR, the information modules B1, B3, B4, B5 and B7, all having indicator values equal to «0» (zero), are not listed in this table

In accordance with current PCR rules, the environmental indicator values in the «Module D» column must not be summed with the values in the «Total Life Cycle» column

# Product Environmental Profile

## RJ45 Socket Matix range Category 6



	Total Life Cycle		Manufacturing	Distribution	Installation	Use <sup>(1)</sup>			End of Life	Module D
			A1-A3	A4	A5	Total B1-B7	B2	B6	C1-C4	
Use of secondary materials	6.16E-03	kg	6.16E-03	0.00E+00	0.00E+00	0.00E+00	0.00E+00	0.00E+00	0.00E+00	0.00E+00
Use of renewable secondary fuels	0.00E+00	MJ	0.00E+00	0.00E+00	0.00E+00	0.00E+00	0.00E+00	0.00E+00	0.00E+00	0.00E+00
Use of non-renewable secondary fuels	0.00E+00	MJ	0.00E+00	0.00E+00	0.00E+00	0.00E+00	0.00E+00	0.00E+00	0.00E+00	0.00E+00
Net use of fresh water	2.21E-03	m3	2.05E-03	3.48E-07	3.23E-05	3.38E-05	0.00E+00	3.38E-05	9.25E-05	-4.22E-05
Hazardous waste disposed of	4.95E-01	kg	4.42E-01	0.00E+00	2.00E-02	7.06E-04	0.00E+00	7.06E-04	3.25E-02	-1.36E-02
Non-hazardous waste disposed of	7.68E-02	kg	6.89E-02	1.38E-04	2.97E-03	2.65E-03	0.00E+00	2.65E-03	2.17E-03	1.50E-03
Radioactive waste disposed of	4.43E-05	kg	4.09E-05	9.83E-08	1.23E-06	9.35E-07	0.00E+00	9.35E-07	1.14E-06	1.44E-07
Components for re-use	0.00E+00	kg	0.00E+00	0.00E+00	0.00E+00	0.00E+00	0.00E+00	0.00E+00	0.00E+00	0.00E+00
Materials for recycling	3.96E-03	kg	7.12E-04	0.00E+00	0.00E+00	0.00E+00	0.00E+00	0.00E+00	3.25E-03	0.00E+00
Materials for energy recovery	0.00E+00	kg	0.00E+00	0.00E+00	0.00E+00	0.00E+00	0.00E+00	0.00E+00	0.00E+00	0.00E+00
Exported energy	0.00E+00	MJ by energy vector	0.00E+00	0.00E+00	0.00E+00	0.00E+00	0.00E+00	0.00E+00	0.00E+00	0.00E+00
Total use of primary energy during the life cycle	6.75E+00	MJ	5.51E+00	5.49E-02	4.18E-01	3.73E-01	0.00E+00	3.73E-01	3.96E-01	-2.61E-01
Biogenic carbon content of the product	0.00E+00	kg of C.	0.00E+00	0.00E+00	0.00E+00	0.00E+00	0.00E+00	0.00E+00	0.00E+00	0.00E+00
Biogenic carbon content of the associated packaging	2.25E-02	kg of C.	2.25E-02	0.00E+00	0.00E+00	0.00E+00	0.00E+00	0.00E+00	0.00E+00	2.40E-03

\*Represents less than 0.01% of the total life cycle of the reference flow

<sup>(1)</sup> For the Use phase and according to the current PCR, the information modules B1, B3, B4, B5 and B7, all having indicator values equal to «0» (zero), are not listed in this table

In accordance with current PCR rules, the environmental indicator values in the «Module D» column must not be summed with the values in the «Total Life Cycle» column

The values of the indicators defined in the PCR-ed4-EN-2021 09 06 are available in the digital database of pep-ecopassport.org website.

# Product Environmental Profile

## RJ45 Socket Matix range Category 6



### ENVIRONMENTAL IMPACTS

Environmental impacts for 3 connection point corresponding to the declared unit.

	Total Life Cycle		Manufacturing	Distribution	Installation	Use <sup>(1)</sup>			End of Life	Module D
			A1-A3	A4	A5	Total B1-B7	B2	B6	C1-C4	
Climate change - total	7.81E-01	kg CO2 eq.	3.75E-01	1.18E-02	6.26E-02	5.58E-02	0.00E+00	5.58E-02	4.31E-02	-3.43E-02
Climate change - fossil fuels	7.69E-01	kg CO2 eq.	5.96E-01	1.18E-02	2.32E-01	5.57E-02	0.00E+00	5.57E-02	4.28E-02	-1.00E-02
Climate change - biogenics	1.14E-02	kg CO2 eq.	-2.21E-01	0.00E+00	0.00E+00	1.19E-04	0.00E+00	1.19E-04	2.96E-04	-2.43E-02
Climate change - land use and land use transformation	4.40E-05	kg CO2 eq.	4.40E-05	0.00E+00	2.02E-09	0.00E+00	0.00E+00	0.00E+00	0*	0.00E+00
Ozone depletion	3.37E-08	kg.equivalent. CFC-11	2.93E-08	1.81E-11	3.56E-04	1.77E-10	0.00E+00	1.77E-10	2.22E-09	3.27E-10
Acidification (AP)	5.42E-03	mole of H+ equiv	4.48E-03	7.47E-05	5.02E-08	2.19E-04	0.00E+00	2.19E-04	2.97E-04	-1.90E-05
Freshwater eutrophication	1.24E-05	kg P eq.	4.36E-06	4.43E-09	8.51E-05	3.21E-09	0.00E+00	3.21E-09	7.95E-06	2.36E-07
Marine aquatic eutrophication	1.09E-03	kg of N equiv	8.70E-04	3.50E-05	1.12E-03	2.89E-05	0.00E+00	2.89E-05	6.96E-05	1.08E-05
Terrestrial eutrophication	1.25E-02	mole of N equiv	9.56E-03	3.84E-04	2.41E-04	5.22E-04	0.00E+00	5.22E-04	8.83E-04	4.05E-05
Photochemical ozone formation	3.50E-03	kg of NMVOC equiv	2.87E-03	9.69E-05	4.38E-09	8.92E-05	0.00E+00	8.92E-05	2.03E-04	-5.54E-06
Depletion of abiotic resources - elements	1.01E-04	kg.equivalent. Sb	1.01E-04	0*	0*	2.03E-08	0.00E+00	2.03E-08	2.60E-07	-1.02E-05
Depletion of abiotic resources - fossil fuels	1.65E+01	MJ	1.32E+01	1.65E-01	2.54E-03	8.65E-01	0.00E+00	8.65E-01	1.14E+00	-1.01E+00
Water requirement	2.83E-01	m3 of equiv. deprivation worldwide	2.65E-01	4.48E-05	2.48E-09	4.32E-03	0.00E+00	4.32E-03	1.13E-02	-5.45E-03
Emission of fine particles	3.19E-08	incidence of diseases	2.54E-08	6.08E-10	2.66E-02	1.48E-09	0.00E+00	1.48E-09	1.94E-09	-1.79E-10

\*Represents less than 0.01% of the total life cycle of the reference flow

<sup>(1)</sup> For the Use phase and according to the current PCR, the information modules B1, B3, B4, B5 and B7, all having indicator values equal to «0» (zero), are not listed in this table

In accordance with current PCR rules, the environmental indicator values in the «Module D» column must not be summed with the values in the «Total Life Cycle» column

# Product Environmental Profile

## RJ45 Socket Matix range Category 6



	Total Life Cycle		Manufacturing	Distribution	Installation	Use <sup>(1)</sup>			End of Life	Module D
			A1-A3	A4	A5	Total B1-B7	B2	B6	C1-C4	
<b>Ionizing radiation, human health</b>	<b>4.01E+00</b>	<b>kBq of U235 equiv.</b>	3.97E+00	0*	1.38E+00	1.66E-03	0.00E+00	1.66E-03	1.40E-02	-4.12E-02
<b>Ecotoxicity (fresh water)</b>	<b>3.49E+01</b>	<b>CTUe</b>	3.23E+01	7.73E-03	1.06E-11	8.28E-02	0.00E+00	8.28E-02	1.14E+00	1.75E-01
<b>Human toxicity, carcinogenic effects</b>	<b>2.32E-09</b>	<b>CTUh</b>	2.27E-09	0*	4.21E-10	6.58E-12	0.00E+00	6.58E-12	2.70E-11	2.69E-09
<b>Human toxicity, non-carcinogenic effects</b>	<b>1.46E-08</b>	<b>CTUh</b>	1.30E-08	4.01E-12	1.24E-03	8.82E-11	0.00E+00	8.82E-11	1.06E-09	-5.55E-10
<b>Impacts related to land use/soil quality</b>	<b>1.63E-01</b>	<b>-</b>	1.36E-01	0.00E+00	8.92E-02	1.44E-03	0.00E+00	1.44E-03	2.44E-02	-1.68E-06
<b>Use of renewable primary energy, excluding renewable primary energy resources used as raw materials</b>	<b>8.33E-01</b>	<b>MJ</b>	4.43E-01	2.20E-04	0.00E+00	2.53E-01	0.00E+00	2.53E-01	4.80E-02	-8.11E-02
<b>Use of renewable primary energy resources used as raw materials</b>	<b>2.88E+00</b>	<b>MJ</b>	2.88E+00	0.00E+00	8.92E-02	0.00E+00	0.00E+00	0.00E+00	0.00E+00	3.04E-01
<b>Total use of renewable primary energy resources</b> (primary energy and primary energy resources used as raw materials)	<b>3.71E+00</b>	<b>MJ</b>	3.32E+00	0*	1.16E+00	2.53E-01	0.00E+00	2.53E-01	4.80E-02	2.23E-01
<b>Use of non-renewable primary energy, excluding non-renewable primary energy resources used as raw materials</b>	<b>1.39E+01</b>	<b>MJ</b>	1.06E+01	1.65E-01	0.00E+00	8.65E-01	0.00E+00	8.65E-01	1.14E+00	-7.72E-01
<b>Use of non-renewable primary energy resources used as raw materials</b>	<b>2.65E+00</b>	<b>MJ</b>	2.65E+00	0.00E+00	1.16E+00	0.00E+00	0.00E+00	0.00E+00	0.00E+00	-2.34E-01
<b>Total use of non-renewable primary energy resources</b> (primary energy and primary energy resources used as raw materials)	<b>1.65E+01</b>	<b>MJ</b>	1.32E+01	1.65E-01	0.00E+00	8.65E-01	0.00E+00	8.65E-01	1.14E+00	-1.01E+00

\*Represents less than 0.01% of the total life cycle of the reference flow

<sup>(1)</sup> For the Use phase and according to the current PCR, the information modules B1, B3, B4, B5 and B7, all having indicator values equal to «0» (zero), are not listed in this table

In accordance with current PCR rules, the environmental indicator values in the «Module D» column must not be summed with the values in the «Total Life Cycle» column

# Product Environmental Profile

## RJ45 Socket Matix range Category 6



	Total Life Cycle		Manufacturing	Distribution	Installation	Use <sup>(1)</sup>			End of Life	Module D
			A1-A3	A4	A5	Total B1-B7	B2	B6	C1-C4	
Use of secondary materials	1.85E-02	kg	1.85E-02	0.00E+00	0.00E+00	0.00E+00	0.00E+00	0.00E+00	0.00E+00	0.00E+00
Use of renewable secondary fuels	0.00E+00	MJ	0.00E+00	0.00E+00	0.00E+00	0.00E+00	0.00E+00	0.00E+00	0.00E+00	0.00E+00
Use of non-renewable secondary fuels	0.00E+00	MJ	0.00E+00	0.00E+00	9.68E-05	0.00E+00	0.00E+00	0.00E+00	0.00E+00	0.00E+00
Net use of fresh water	6.64E-03	m3	6.16E-03	1.04E-06	6.01E-02	1.01E-04	0.00E+00	1.01E-04	2.77E-04	-1.27E-04
Hazardous waste disposed of	1.49E+00	kg	1.33E+00	0.00E+00	8.92E-03	2.12E-03	0.00E+00	2.12E-03	9.75E-02	-4.07E-02
Non-hazardous waste disposed of	2.30E-01	kg	2.07E-01	4.14E-04	3.70E-06	7.96E-03	0.00E+00	7.96E-03	6.51E-03	4.50E-03
Radioactive waste disposed of	1.33E-04	kg	1.23E-04	2.95E-07	0.00E+00	2.80E-06	0.00E+00	2.80E-06	3.42E-06	4.31E-07
Components for re-use	0.00E+00	kg	0.00E+00	0.00E+00	0.00E+00	0.00E+00	0.00E+00	0.00E+00	0.00E+00	0.00E+00
Materials for recycling	1.19E-02	kg	2.14E-03	0.00E+00	0.00E+00	0.00E+00	0.00E+00	0.00E+00	9.75E-03	0.00E+00
Materials for energy recovery	0.00E+00	kg	0.00E+00	0.00E+00	0.00E+00	0.00E+00	0.00E+00	0.00E+00	0.00E+00	0.00E+00
Exported energy	0.00E+00	MJ by energy vector	0.00E+00	0.00E+00	1.25E+00	0.00E+00	0.00E+00	0.00E+00	0.00E+00	0.00E+00
Total use of primary energy during the life cycle	2.03E+01	MJ	1.65E+01	1.65E-01	0.00E+00	1.12E+00	0.00E+00	1.12E+00	1.19E+00	-7.84E-01
Biogenic carbon content of the product	0.00E+00	kg of C.	0.00E+00	0.00E+00	0.00E+00	0.00E+00	0.00E+00	0.00E+00	0.00E+00	0.00E+00
Biogenic carbon content of the associated packaging	6.76E-02	kg of C.	6.76E-02	0.00E+00	0.00E+00	0.00E+00	0.00E+00	0.00E+00	0.00E+00	7.21E-03

\*Represents less than 0.01% of the total life cycle of the reference flow

<sup>(1)</sup> For the Use phase and according to the current PCR, the information modules B1, B3, B4, B5 and B7, all having indicator values equal to «0» (zero), are not listed in this table

In accordance with current PCR rules, the environmental indicator values in the «Module D» column must not be summed with the values in the «Total Life Cycle» column

The values of the indicators defined in the PCR-ed4-EN-2021 09 06 are available in the digital database of pep-ecopassport.org website.

# Product Environmental Profile

## RJ45 Socket Matix range Category 6



For the references AM5962C6, AM5962C6TH, AM5974AT6, AM5979C6, AM5979C6/Y, AM5979C6E, AM5979C6F, AM5979C6G, AG5979C6, AA5979C6, A5979C6/Y, A5979C6 and A5974AT6 with a jack in Plastic, take directly the environmental impact values of the Reference Product.

For the references AM5962C6S, AM5979C6S and A5979C6S with a jack in Zamak, apply the coefficients below to each life cycle phase of the Reference Product.

Coefficient of extrapolation of environmental indicators						
	Total life Cycle	Manu- factu- ring	Distribu- tion	Installa- tion	Use	End of life
Climate change - total	2.3	3.4	1.2	1.0	1.0	3.2
Climate change - fossil fuels	2.3	2.5	1.2	1.0	1.0	3.2
Climate change - biogenics	0.9	1.0	0.0	1.0	1.0	1.1
Climate change - land use and land use transformation	0.7	0.7	0.0	0.0	0.0	0.0
Ozone depletion	1.9	1.5	1.2	1.0	1.0	8.2
Acidification (AP)	2.7	2.9	1.2	1.0	1.0	4.3
Freshwater eutrophication	1.1	1.3	1.2	1.0	1.0	1.0
Marine aquatic eutrophication	1.9	2.0	1.2	1.0	1.0	2.2
Terrestrial eutrophication	1.8	2.0	1.2	1.0	1.0	2.0
Photochemical ozone formation	2.1	2.2	1.2	1.0	1.0	2.3
Depletion of abiotic resources - elements	0.8	0.8	0.0	0.0	1.0	1.0
Depletion of abiotic resources - fossil fuels	1.8	1.9	1.2	1.0	1.0	2.5
Water requirement	1.2	1.1	1.2	1.0	1.0	3.6
Emission of fine particles	2.7	2.8	1.2	1.0	1.0	5.8
Ionizing radiation, human health	1.0	1.0	0.0	1.0	1.0	2.9
Ecotoxicity (fresh water)	1.1	1.0	1.2	1.0	1.0	1.5
Human toxicity, carcinogenic effects	2.9	1.8	0.0	1.0	1.0	94.5
Human toxicity, non-carcinogenic effects	2.3	2.3	1.2	1.0	1.0	3.2
Impacts related to land use/soil quality	0.8	0.8	0.0	1.0	1.0	1.0
Use of renewable primary energy, excluding renewable primary energy resources used as raw materials	1.1	0.9	1.2	1.0	1.0	3.6
Use of renewable primary energy resources used as raw materials	1.0	1.0	0.0	0.0	0.0	0.0
Total use of renewable primary energy resources (primary energy and primary energy resources used as raw materials)	1.0	1.0	0.0	1.0	1.0	3.6
Use of non-renewable primary energy, excluding non-renewable primary energy resources used as raw materials	2.0	2.1	1.2	1.0	1.0	2.5
Use of non-renewable primary energy resources used as raw materials	0.9	0.9	0.0	0.0	0.0	0.0
Total use of non-renewable primary energy resources (primary energy and primary energy resources used as raw materials)	1.8	1.9	1.2	1.0	1.0	2.5
Use of secondary materials	1.0	1.0	0.0	0.0	0.0	0.0
Use of renewable secondary fuels	0.0	0.0	0.0	0.0	0.0	0.0
Use of non-renewable secondary fuels	0.0	0.0	0.0	0.0	0.0	0.0
Net use of fresh water	1.2	1.1	1.2	1.0	1.0	3.5
Hazardous waste disposed of	1.1	1.1	0.0	1.0	1.0	1.6
Non-hazardous waste disposed of	2.9	1.5	1.2	1.0	1.0	52.3
Radioactive waste disposed of	3.4	1.6	1.2	1.0	1.0	72.3
Components for re-use	0.0	0.0	0.0	0.0	0.0	0.0
Materials for recycling	4.4	5.5	0.0	0.0	0.0	4.1
Materials for energy recovery	0.0	0.0	0.0	0.0	0.0	0.0
Exported energy	0.0	0.0	0.0	0.0	0.0	0.0
Total use of primary energy during the life cycle	1.7	1.7	1.2	1.0	1.0	2.6
Biogenic carbon content of the product	0.0	0.0	0.0	0.0	0.0	0.0
Biogenic carbon content of the associated packaging	1.0	1.0	0.0	0.0	0.0	0.0

# Product Environmental Profile

**RJ45 Socket Matix range Category 6**



Registration number: <b>LGRP-02129-V01.01-EN</b>	Drafting rules: « <b>PEP-PCR-ed4-EN-2021 09 06</b> » <b>Supplemented by «PSR-0005-ed3.1-2023 12 08»</b>
Verifier accreditation N°: <b>VH08</b>	Information and reference documents : <b>www.pep-ecopassport.org</b>
Date of issue : <b>06-2025</b>	Validity period : <b>5 years</b>
<b>Independent verification of the declaration and data, in compliance with ISO 14025 : 2006</b>	
Internal <input type="checkbox"/> External <input checked="" type="checkbox"/>	
The PCR review was conducted by a panel of experts chaired by Julie ORGELET (DDemain)	
PEP are compliant with NF C08-100-1 :2016 and EN 50693 :2019 or NF E38-500 :2022 The elements of the present PEP cannot be compared with elements from another program	
Document in compliance with ISO 14025 : 2006: «Environmental labels and declarations. Type III environmental declarations»	



Environmental data in alignment with EN 15804: 2012 + A2 : 2019