






LEGRAND'S ENVIRONMENTAL COMMITMENTS

- Incorporate environmental management into our industrial sites**
 Of all Legrand sites worldwide, over 85% are ISO 14001-certified (sites belonging to the Group for more than five years).
- Offer our customers environmentally friendly solutions**
 Develop innovative solutions to help our customers design more energy efficient, better managed and more environmentally friendly installations.
- Involve the environment in product design and provide informations in compliance with ISO 14025**
 Reduce the environmental impact of products over their whole life cycle.
 Provide our customers with all relevant information (composition, consumption, end of life, etc.).



REFERENCE PRODUCT

Functions	Accommodate and protect the wiring along 1 metre for a Reference Service Life of the product of 20 years. The rigid conduit system with cross-section 116 mm ² includes the profile and accessories that are representative of standard use.	
Reference Product		
	387753 TAIX pipe Inox - D= 32mm - L= 4m	
		
	(3)86694 90° stainless steel bend - D= 32mm	382864 Collar with hole - D= 32mm

The company reserves the right to change specifications and designs without notice. All illustrations, descriptions, dimensions and weights in the document are for guidance and cannot be held binding on the company.



PRODUCTS CONCERNED

The environmental data is representative of the following products:

387753	(3)86694	382864
387750, 387751, 387752, 387754, 387755	(3)86691, (3)86692, (3)86693, (3)86695, (3)86696	382851, 382852, 382853, 382854, 382855, 382856, 382857, 382861, 382862, 382863, 382865, 382866, 382867

Product Environmental Profile

RTA industrial rigid conduits inox steel



■ CONSTITUENT MATERIALS

This Reference Product contains no substances prohibited by the regulations applicable at the time of its introduction to the market. It respects the restrictions on use of hazardous substances as defined in the RoHS directive 2011/65/EU amended by delegated directive (EU) 2015/863, and its amendment 2017/2102/EU.

Total weight of Reference Product	1.05 kg (all packaging included)
------------------------------------------	-----------------------------------------

Product alone weight : 0.986 kg			
Plastics as % of weight	Metals as % of weight		Other as % of weight
	Steel	93.9 %	

Packaging (alone) : 0.064 kg			
Polyethylene (LDPE)	0.3%		Wood 4.2 %
			Cardboard 1.6%

Total plastics : 0.003 kg	0.3 %	Total metals : 0.986 kg	93.9 %	Total others : 0.061 kg	5.8 %
----------------------------------	--------------	--------------------------------	---------------	--------------------------------	--------------

At the date of edition of this document, the content of recycled material(s) is :

- Product alone (excluding packaging): 0 % by mass
- Packaging only: 23 % by mass



■ MANUFACTURE

This Reference Product comes from sites that observe the applicable legislation for industrial sites. The product is assembled in Italy.



■ DISTRIBUTION

Products are distributed from logistics centres located with a view to optimize transport efficiency. The Reference Product is therefore transported over an average distance of 780 km by road from our warehouse to the local point of distribution into the market of Europe.

Packaging is compliant with European directive 2004/12/EU concerning packaging and packaging waste.



■ INSTALLATION

For the installation of the product, only standard tools are needed.



■ USE

Under normal conditions of use, this product requires no servicing, no maintenance or additional products.

Product Environmental Profile

RTA industrial rigid conduits inox steel



END OF LIFE

The product end of life factors are taken into account during the design phase. Dismantling and sorting of components or materials is made as easy as possible with a view to recycling or failing that, another form of reuse.



ENVIRONMENTAL IMPACTS

The evaluation of environmental impacts examines the stages of the Reference Product life cycle: manufacturing, distribution, installation, use and end of life. It is representative of worldwide marketed products.

The datasets collected in this PEP are representative of the year 2025.

For each phase, the following modelling elements were taken in account:

System Limit	Manufacture A1-A3	Materials and components of the product, all transport for the manufacturing, the packaging and the waste generated by the manufacturing.
	Distribution A4	Transport between the last Group distribution centre and an average delivery point in the sales area.
	Installation A5	The end of life of the packaging according to PSR-0003-ed2.1-EN-2023 12 08 - § 3.1.5.3.1.
	Use B1-B7	<ul style="list-style-type: none"> ▪ Product category: PSR-0003-ed2.1-EN-2023 12 08 - § 3.2.1.1.2. Distribution cable trunking systems, floor trunking systems and conduit systems ▪ Use scenario: no energy consumption during the 20 years working life. This modelling duration does not constitute a minimum durability requirement. ▪ Energy model: Electricity Mix_Low voltage_2022_Europe_EU-27
	End of life C1-C4	The end of life treatment scenario according to PSR-0003-ed2.1-EN-2023 12 08 - § 3.1.5.5.
D Module	Module D is calculated according to PCR-ed4-EN-2021 09 06 based on the materials recycled and the modelled end-of-life scenario. It expresses the net benefits and burdens beyond the boundaries of the system, and are not to be included in the life cycle totals.	
Software and data-base used	EIME V6 and its CODDE-2024-04 database The set of indicators used is Indicators for PEF EF 3.1 (Compliance: PEF ed.4, EN15804+A2) v2.0	

Unless otherwise indicated the modelling energetic mix are those integrated in the data modules used from the aforementioned database.

Product Environmental Profile

RTA industrial rigid conduits inox steel



ENVIRONMENTAL IMPACTS

	Total Life Cycle		Manufacturing	Distribution	Installation	Use ^(*)			End of Life	Module D
			A1-A3	A4	A5	Total B1-B7	B2	B6	C1-C4	
Climate change - total	2.51E+02	kg CO2 eq.	2.51E+02	3.26E-02	0*	0.00E+00	0.00E+00	0.00E+00	4.59E-01	-1.62E-03
Climate change - fossil fuels	2.46E+02	kg CO2 eq.	2.46E+02	3.26E-02	0*	0.00E+00	0.00E+00	0.00E+00	4.55E-01	1.86E-02
Climate change - biogenics	5.08E+00	kg CO2 eq.	5.07E+00	0*	2.76E-03	0.00E+00	0.00E+00	0.00E+00	4.19E-03	-2.03E-02
Climate change - land use and land use transformation	4.42E-07	kg CO2 eq.	3.87E-07	4.71E-08	4.24E-10	0.00E+00	0.00E+00	0.00E+00	7.45E-09	0.00E+00
Ozone depletion	2.41E-06	kg.equivalent. CFC-11	2.36E-06	3.72E-10	0*	0.00E+00	0.00E+00	0.00E+00	5.07E-08	5.73E-10
Acidification (AP)	1.02E+00	mole of H+ equiv	1.02E+00	0*	0*	0.00E+00	0.00E+00	0.00E+00	3.42E-03	9.66E-05
Freshwater eutrophication	3.24E-05	kg P eq.	3.15E-05	1.20E-07	3.70E-08	0.00E+00	0.00E+00	0.00E+00	7.69E-07	3.06E-07
Marine aquatic eutrophication	1.29E-01	kg of N equiv	1.28E-01	0*	0*	0.00E+00	0.00E+00	0.00E+00	8.54E-04	2.92E-05
Terrestrial eutrophication	2.08E+00	mole of N equiv	2.07E+00	0*	0*	0.00E+00	0.00E+00	0.00E+00	1.14E-02	2.42E-04
Photochemical ozone formation	4.14E-01	kg of NMVOC equiv	4.11E-01	0*	0*	0.00E+00	0.00E+00	0.00E+00	2.42E-03	6.40E-05
Depletion of abiotic resources - elements	8.43E-04	kg.equivalent. Sb	8.43E-04	0*	0*	0.00E+00	0.00E+00	0.00E+00	0*	1.89E-09
Depletion of abiotic resources - fossil fuels	3.85E+03	MJ	3.84E+03	5.69E-01	0*	0.00E+00	0.00E+00	0.00E+00	8.30E+00	2.55E-01
Water requirement	1.98E+01	m3 of equiv. deprivation worldwide	1.97E+01	0*	0*	0.00E+00	0.00E+00	0.00E+00	6.39E-02	5.19E-03
Emission of fine particles	7.87E-06	incidence of diseases	7.84E-06	0*	0*	0.00E+00	0.00E+00	0.00E+00	2.29E-08	5.92E-10

(*) For the Use phase and according to the current PCR, the information modules B1, B3, B4, B5 and B7, all having indicator values equal to «0» (zero), are not listed in this table
In accordance with current PCR rules, the environmental indicator values in the «Module D» column must not be summed with the values in the «Total Life Cycle» column

Product Environmental Profile

RTA industrial rigid conduits inox steel



	Total Life Cycle		Manufacturing	Distribution	Installation	Use(*)			End of Life	Module D
			A1-A3	A4	A5	Total B1-B7	B2	B6	C1-C4	
Ionizing radiation, human health	5.75E+00	kBq of U235 equiv.	5.58E+00	1.08E-03	0*	0.00E+00	0.00E+00	0.00E+00	1.61E-01	4.19E-03
Ecotoxicity (fresh water)	3.06E+02	CTUe	2.89E+02	8.91E-01	3.70E-02	0.00E+00	0.00E+00	0.00E+00	1.63E+01	4.02E-01
Human toxicity, carcinogenic effects	8.00E-06	CTUh	8.00E-06	0*	0*	0.00E+00	0.00E+00	0.00E+00	0*	2.44E-09
Human toxicity, non-carcinogenic effects	5.51E-07	CTUh	5.44E-07	1.26E-10	0*	0.00E+00	0.00E+00	0.00E+00	6.81E-09	6.42E-11
Impacts related to land use/soil quality	5.68E+00	-	5.66E+00	0*	0*	0.00E+00	0.00E+00	0.00E+00	1.86E-02	2.46E-04
Use of renewable primary energy, excluding renewable primary energy resources used as raw materials	7.87E+02	MJ	7.87E+02	0*	0*	0.00E+00	0.00E+00	0.00E+00	6.48E-01	-5.93E-02
Use of renewable primary energy resources used as raw materials	1.76E+00	MJ	1.76E+00	0.00E+00	0.00E+00	0.00E+00	0.00E+00	0.00E+00	0.00E+00	2.58E-01
Total use of renewable primary energy resources (primary energy and primary energy resources used as raw materials)	7.89E+02	MJ	7.88E+02	0*	0*	0.00E+00	0.00E+00	0.00E+00	6.48E-01	1.99E-01
Use of non-renewable primary energy, excluding non-renewable primary energy resources used as raw materials	3.85E+03	MJ	3.84E+03	5.69E-01	0*	0.00E+00	0.00E+00	0.00E+00	8.30E+00	2.33E-01
Use of non-renewable primary energy resources used as raw materials	4.08E-01	MJ	4.08E-01	0.00E+00	0.00E+00	0.00E+00	0.00E+00	0.00E+00	0.00E+00	2.16E-02
Total use of non-renewable primary energy resources (primary energy and primary energy resources used as raw materials)	3.85E+03	MJ	3.84E+03	5.69E-01	0*	0.00E+00	0.00E+00	0.00E+00	8.30E+00	2.55E-01

(*) For the Use phase and according to the current PCR, the information modules B1, B3, B4, B5 and B7, all having indicator values equal to «0» (zero), are not listed in this table
In accordance with current PCR rules, the environmental indicator values in the «Module D» column must not be summed with the values in the «Total Life Cycle» column

Product Environmental Profile

RTA industrial rigid conduits inox steel



	Total Life Cycle		Manufacturing	Distribution	Installation	Use(*)			End of Life	Module D
			A1-A3	A4	A5	Total B1-B7	B2	B6	C1-C4	
Use of secondary materials	1.49E-02	kg	1.49E-02	0.00E+00	0.00E+00	0.00E+00	0.00E+00	0.00E+00	0.00E+00	0.00E+00
Use of renewable secondary fuels	0.00E+00	MJ	0.00E+00	0.00E+00	0.00E+00	0.00E+00	0.00E+00	0.00E+00	0.00E+00	0.00E+00
Use of non-renewable secondary fuels	0.00E+00	MJ	0.00E+00	0.00E+00	0.00E+00	0.00E+00	0.00E+00	0.00E+00	0.00E+00	0.00E+00
Net use of fresh water	4.62E-01	m ³	4.61E-01	0*	0*	0.00E+00	0.00E+00	0.00E+00	1.48E-03	1.21E-04
Hazardous waste disposed of	6.12E+01	kg	6.03E+01	0*	0*	0.00E+00	0.00E+00	0.00E+00	8.61E-01	5.40E-04
Non-hazardous waste disposed of	3.39E+01	kg	3.38E+01	0*	0*	0.00E+00	0.00E+00	0.00E+00	6.81E-02	1.07E-02
Radioactive waste disposed of	1.20E-02	kg	1.20E-02	2.29E-06	0*	0.00E+00	0.00E+00	0.00E+00	2.86E-05	4.90E-06
Components for re-use	0.00E+00	kg	0.00E+00	0.00E+00	0.00E+00	0.00E+00	0.00E+00	0.00E+00	0.00E+00	0.00E+00
Materials for recycling	2.55E-01	kg	2.53E-01	0.00E+00	1.53E-03	0.00E+00	0.00E+00	0.00E+00	0.00E+00	0.00E+00
Materials for energy recovery	0.00E+00	kg	0.00E+00	0.00E+00	0.00E+00	0.00E+00	0.00E+00	0.00E+00	0.00E+00	0.00E+00
Exported energy	0.00E+00	MJ by energy vector	0.00E+00	0.00E+00	0.00E+00	0.00E+00	0.00E+00	0.00E+00	0.00E+00	0.00E+00
Total use of primary energy during the life cycle	4.64E+03	MJ	4.63E+03	5.70E-01	0*	0.00E+00	0.00E+00	0.00E+00	8.95E+00	4.54E-01
Biogenic carbon content of the product	0.00E+00	kg of C.	0.00E+00	0.00E+00	0.00E+00	0.00E+00	0.00E+00	0.00E+00	0.00E+00	0.00E+00
Biogenic carbon content of the associated packaging	4.41E-02	kg of C.	4.41E-02	0.00E+00	0.00E+00	0.00E+00	0.00E+00	0.00E+00	0.00E+00	6.13E-03

(*) For the Use phase and according to the current PCR, the information modules B1, B3, B4, B5 and B7, all having indicator values equal to «0» (zero), are not listed in this table

In accordance with current PCR rules, the environmental indicator values in the «Module D» column must not be summed with the values in the «Total Life Cycle» column

The values of the indicators defined in the PCR-ed4-EN-2021 09 06 are available in the digital database of pep-ecopassport.org website.

Product Environmental Profile

RTA industrial rigid conduits inox steel



For products covered by the PEP other than the Reference Product System, the environmental impacts of each phase of the lifecycle are calculated by multiplying the environmental impacts of the Reference Product System by the following coefficients:

Diameter	Coefficients
16 mm	0.5
20 mm	0.6
25 mm	0.9
32 mm	1.0
40 mm	1.4
50 mm	1.9

Registration number: LGRP-02294-V01.01-EN	Drafting rules: « PEP-PCR-ed4-EN-2021 09 06 » Supplemented by «PSR-0003-ed2.1-EN-2023 12 08 »	
Verifier accreditation N°: VH23	Information and reference documents: www.pep-ecopassport.org	
Date of issue: 02-2026	Validity period: 5 years	
Independent verification of the declaration and data, in compliance with ISO 14025 : 2010		
Internal <input checked="" type="checkbox"/> External <input type="checkbox"/>		
The PCR review was conducted by a panel of experts chaired by Julie ORGELET (DDemain)		
PEP are compliant with XP C08-100-1 :2016 or EN 50693 :2019 The elements of the present PEP cannot be compared with elements from another program.		
Document in compliance with ISO 14025 : 2010: «Environmental labels and declarations. Type III environmental declarations»		

Environmental data in alignment with EN 15804: 2012 + A2 : 2019