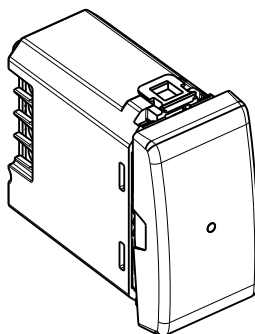


MÀTIX QUINZIÑO^{MX}
Connected 2 ways switch**AM4003C**
QZ4003C**Use**

The connected 2 ways switch allows to control lights locally or remotely. The connected 2 ways switch has the same installation and usability of a traditional 2 ways switch and it is compatible with all loads with max power 250W. It is equipped with a blue LED light used always on for localization modality or on, when the light is on for the load status modality. It can be associated with "wireless light switches".
Caution: must be connected to the neutral. - 1 module.

Range

Designation	Cat. Nos.
Connected switch for lighting.	<input type="checkbox"/> AM4003C
Equipped with an LED indicator.	<input type="checkbox"/> QZ4003C
Hidden reset button used to return to factory settings.	

Colours code:

☐ White**Technical characteristics****- Mechanical characteristics**

Protection against impacts: IK 04
Protection against solid bodies/liquids: IP 20 assembled product

- Material characteristics

Mechanism casing: PC

Halogen-free

UV resistant

Self-extinguishing: + 850°C/30 s for insulating parts holding live parts in place.
+ 650°C/30 s for the other insulating components.

- Electrical characteristics

Voltage: 100/240 V~
Current: 2 A max bulb
Current: 0,4 A max LED
Current: 1 A max CFL
Frequency: 50/60 Hz
Standby consumption: 1 mA
Zigbee technology 2.4 GHz to 2.4835 GHz
Power level: REC 70-03: < 20 dBm
Range: 200 m of unobstructed space
10 m between products

- Climate characteristics

Storage temperature: 0°C to +45°C
Usage temperature: +5°C to +45°C

Connection

Terminal type: screw
Terminal capacity: 1 x 2.5 mm² - 2 x 1.5 mm²
Stripping length: 7 mm
Screwdriver: 3 mm flat

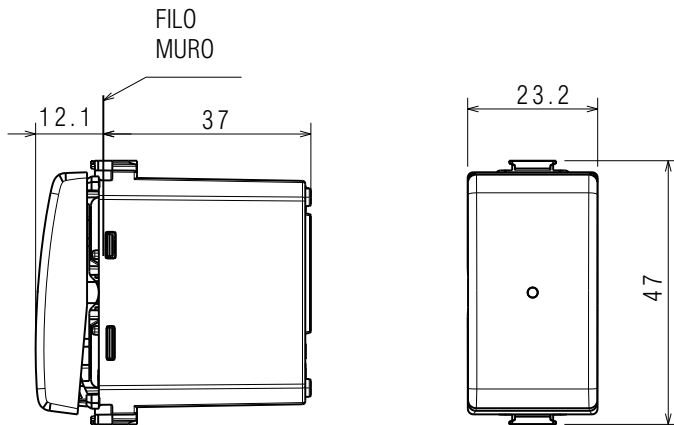
Standards and approvals

Compliant with installation and manufacturing standards.
See e-catalogue.

The undersigned, BTICINO, declares that the radio-electric equipment type (AM4003C-QZ4003C) complies with directive 2014/53/EU.

The full text of the EU declaration of conformity is available on the following website:
www.bticino.it/red

Overall dimensions (mm)



Cleaning

Clean the surface with a cloth.

Do not use acetone, tar-removing cleaning agents or trichloroethylene.

Caution: Always test before using special cleaning products.

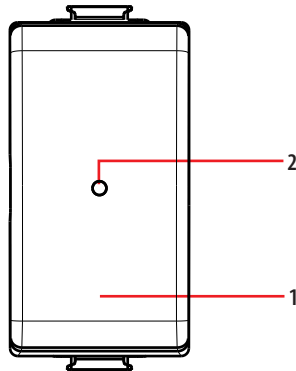
The plates must not be painted.



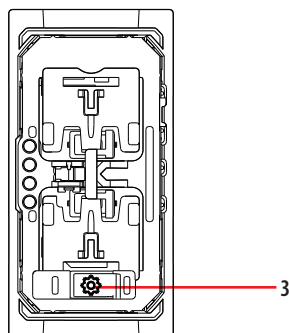
RAEE/WEEE: bticino.com/disposal

Operation

Front view



Front view without coverkey



Legend

1. Control Pushbutton
2. LED indicator: useful during installation
3. RESET pushbutton: used to return to factory settings