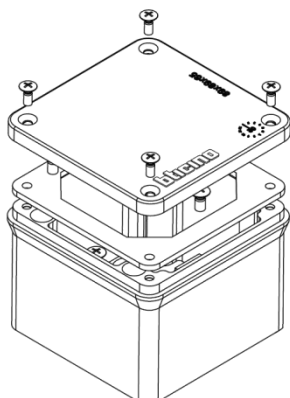


CT junction boxes

Item codes : from 387120 to 387125 and 387126
from 387120V to 387124V



SUMMARY

PAGES

1. Description and applications	1
2. Dimensions and compatibility	1
3. Technical features	2
4. Environmental profile	2
5. Conformity and approvals	2

1. DESCRIPTION AND APPLICATIONS

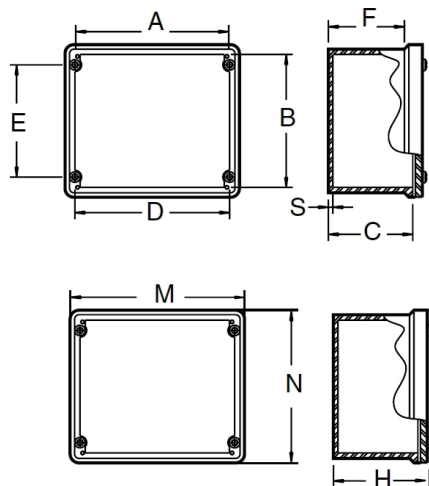
Die-cast aluminum junction boxes and covers with double earthing system: through internal screws and blocks or through external dedicated kit. All the boxes are completed with fixing screws (included). Boxes are good solution in static or dynamic applications for link, derivation or junction of electrical connection. They could be used together with plastic or metal cable glands and connectors: they are ideal for all applications in which is required the ATEX international approval, for indoor and outdoor applications, wall mounting.

2. DIMENSIONS AND COMPATIBILITY

Dimensions and packaging:

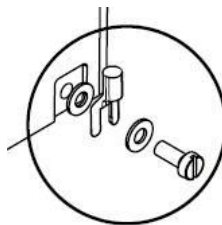
Item	Length x Width x Height [mm] A x B x C	Pack [pcs]
387120 – 387120V	89 x 89 x 65	1
387121 – 387121V	129 x 104 x 65	1
387122 – 387122V	155 x 130 x 65	1
387123 – 387123V	179 x 154 x 90	1
387124 – 387124V	239 x 204 x 90	1
387125	290 x 250 x 120	1

Item 387126: Silk-screen aluminum drilling jig specific for CT boxes



Item	Dimensions [mm]						
	D	E	F	S	M	N	H
387120	80	60	55	2,0	98	98	73
387121	120	75	55	2,0	138	113	73
387122	145	100	55	2,5	170	145	73
387123	170	125	77	2,5	190	165	100
387124	230	175	77	2,5	250	215	100
387125	280	220	109	3,0	305	265	130

Earthing kit (included):




Earthing kit usable with cables D 4÷6 mm² (cables not included).

Included in the kit: tinned copper cable terminal for electrical cable (D 4÷6 mm²), M4x10 stainless steel screw and two stainless steel washers

Compatibility:

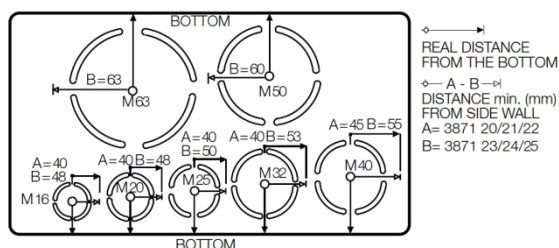
Connectors with cable-glands SILOK series, cable-glands PSP series, cable glands PSM series, cable-glands 2000METAL series.



CT junction boxes

Item codes : from 387120 to 387125 and 387126
from 387120V to 387124V

Silk-screen aluminum drilling jig (item 387126):



Drilling in according to ATEX regulation:

Item	Max No. of holes	No. of holes on long sides	Hole diameter [mm]	No. of holes on short sides	Hole diameter [mm]
387120	4	1	16,5	1	20,5
387121	4	1	16,5	1	20,5
387122	4	1	20,5	1	22,5
387123	6	2	25,5	1	32,5
387124	6	2	32,5	1	40,5
387125	6	2	40,5	1	51/64

3. TECHNICAL FEATURES

Raw material:

Body and cover: sandblasted die-cast aluminum GD Al Si12 Cu 2 Fe UNI 5076-74.

Gasket: Thermosetting elastomeric.

Screws: steel with DACROMET coating.

Resistance to chemical agents:

Represents the resistance to chemicals or external agents. The used test method consist of: immersion of the items under test in the chemical substance for 24 hours; once they were dried and conditioned at a constant temperature for other 24 hours, they were checked with the following examinations:

- Visual inspection to check the integrity
- Mechanical bending test
- Mechanical compression test
- IP protection test

Industrial chemical agents	Resistance*
Unleaded petrol	●
Industrial detergent	●
Diesel fuel	●
Lubricant oil	●
Emulsifier solution	●
Washing solvent	●

* resistances to chemicals are indicative. For any specific application or environment please contact Legrand technical offices

- Good resistance
- Medium resistance
- No resistance

Operating temperature:

Minimum: -40° C / -40° F

Maximum: +70° C / +182° F

IP protection index:

IP65 (in according to ATEX regulations).

1 st digit IP		2 nd digit IP	
Protection against the ingress of solid bodies		Protection against the ingress of liquids	
	0 No protection		2 Protection against drops of water falling at up to 15° from the vertical
	1 Protection against solid bodies larger than 50 mm (e.g.: accidental contact)		3 Protection against drops of rain water at up to 60° from the vertical
	2 Protection against solid bodies larger than 12 mm (e.g.: finger)		4 Protection against sprays of water from all directions
	3 Protection against solid bodies larger than 2.5 mm		5 Protection against jets of water from all directions
	4 Protection against solid bodies larger than 1 mm		6 Protection against jets of water of similar force to heavy seas
	5 Protection against dust		7 Protection against the effects of immersion
	6 Complete protection against dust		8 Protection against prolonged effects of immersion under pressure

4. ENVIRONMENTAL PROFILE

All the items identified in this technical sheet respect in terms of concentration of substances and raw materials the European legislations about dangerous and forbidden substances and chemical preparations.

5. CONFORMITY AND APPROVALS



All the items identified in this technical sheet are compliant to all the requirements and the regulations currently in force in the European Union about safety, health and environmental issues.



II 3G Ex eC IIC GC
II 3D Ex Tc IIIC DC

ATEX mark: items from 387120 to 387125 and from 387120V to 387124V.

In conformity with CEI EN62208 and CEI EN 60079 Atex series.

IK test resistance class 10.

(IK09 only for 387120 ...20V and 387121 ...21V)

For technical documentation, test reports, commercial information or any other needs please refer to the local LEGRAND office.