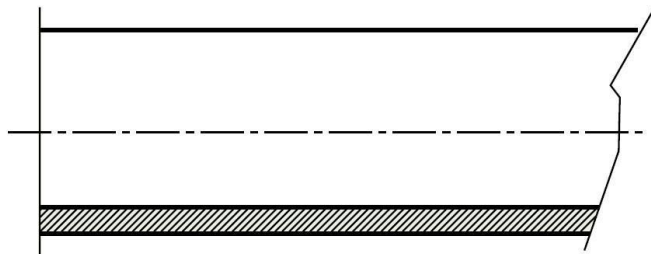


GE PVC flexible conduits

Item codes : from 387300 to 387311, from 387320 to 387330 and from 387340 to 387350



SUMMARY

PAGES

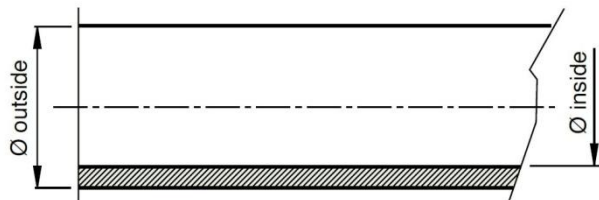
1. Description and applications 1
2. Dimensions and compatibility 1
3. Technical features 1
4. Environmental profile 2
5. Conformity and approvals 3

1. DESCRIPTION AND APPLICATIONS

Plain PVC flexible conduit suitable for generic applications and standard environments. Ideal for dynamic applications it ensures the protection of cable and guarantees a very high flexibility and an excellent geometrical adaptation. It can be used with both plastic and metal connectors and it's ideal for standard protection needs.

2. DIMENSIONS AND COMPATIBILITY

Dimensions and packaging:



| Item BLUE | Nominal diameter | Internal diameter [mm] | External diameter [mm] | Curvature radius* [mm] | Pack [m] |
|--------------|---------------------|------------------------------|------------------------------|------------------------------|-------------|
| 387300 | 6 | 6,0 | 9,0 | n. p. | 100 |
| 387301 | 8 | 8,0 | 13,0 | n. p. | 100 |
| 387302 | 10 | 10,0 | 14,0 | n. p. | 50 |
| 387303 | 12 | 12,0 | 15,5 | n. p. | 50 |
| 387304 | 16 | 15,5 | 20,5 | n. p. | 50 |
| 387305 | 21 | 20,5 | 26,6 | n. p. | 50 |
| 387306 | 27 | 27,5 | 33,5 | n. p. | 25 |
| 387307 | 35 | 34,5 | 41,5 | n. p. | 25 |
| 387308 | 40 | 39,5 | 47,5 | n. p. | 25 |
| 387309 | 47 | 47,0 | 56,0 | n. p. | 25 |
| 387310 | 51 | 51,0 | 61,0 | n. p. | 25 |
| 387311 | 58 | 58,0 | 68,0 | n. p. | 25 |

* Approximate value: for more information contact Legrand technical offices

| Item BLACK | Nominal diameter | Internal diameter [mm] | External diameter [mm] | Curvature radius* [mm] | Pack [m] |
|---------------|---------------------|------------------------------|------------------------------|------------------------------|-------------|
| 387320 | 6 | 6,0 | 9,0 | n. p. | 100 |
| 387321 | 8 | 8,0 | 13,0 | n. p. | 100 |
| 387322 | 10 | 10,0 | 14,0 | n. p. | 50 |
| 387323 | 12 | 12,0 | 15,5 | n. p. | 50 |
| 387324 | 16 | 15,5 | 20,5 | n. p. | 50 |
| 387325 | 21 | 20,5 | 26,6 | n. p. | 50 |
| 387326 | 27 | 27,5 | 33,5 | n. p. | 25 |
| 387327 | 35 | 34,5 | 41,5 | n. p. | 25 |
| 387328 | 40 | 39,5 | 47,5 | n. p. | 25 |
| 387329 | 47 | 47,0 | 56,0 | n. p. | 25 |
| 387330 | 51 | 51,0 | 61,0 | n. p. | 25 |

* Approximate value: for more information contact Legrand technical offices

| Item BLACK | Nominal diameter | Internal diameter [mm] | External diameter [mm] | Curvature radius* [mm] | Pack [m] |
|---------------|---------------------|------------------------------|------------------------------|------------------------------|-------------|
| 387340 | 6 | 6,0 | 9,0 | n. p. | 100 |
| 387341 | 8 | 8,0 | 13,0 | n. p. | 100 |
| 387342 | 10 | 10,0 | 14,0 | n. p. | 50 |
| 387343 | 12 | 12,0 | 15,5 | n. p. | 50 |
| 387344 | 16 | 15,5 | 20,5 | n. p. | 50 |
| 387345 | 21 | 20,5 | 26,6 | n. p. | 50 |
| 387346 | 27 | 27,5 | 33,5 | n. p. | 25 |
| 387347 | 35 | 34,5 | 41,5 | n. p. | 25 |
| 387348 | 40 | 39,5 | 47,5 | n. p. | 25 |
| 387349 | 47 | 47,0 | 56,0 | n. p. | 25 |
| 387350 | 51 | 51,0 | 61,0 | n. p. | 25 |

* Approximate value: for more information contact Legrand technical offices

Compatibility:

Connectors, fittings and accessories 2000METAL series, kit SILOK, connectors DELTA series and connectors UNIVERSALE series.





3. TECHNICAL FEATURES

Raw material:

Plasticized plain PVC (PVC-P).

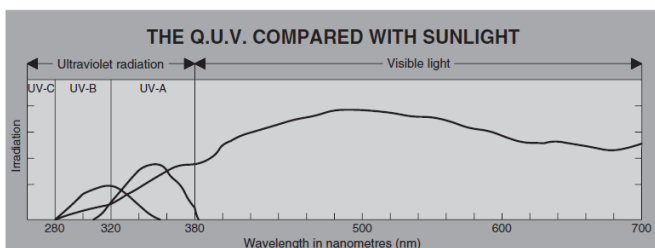
IEC 61386 classification:

| | | | |
|----------|----------|---|---|
| n. p. | n. p. | 3 | 1 |
|----------|----------|---|---|

| 1 st figure | 2 nd figure | 3 rd figure | 4 th figure |
|---------------------------|--------------------------|---|--|
| Resistance to compression | Resistance to shock | Maximum installation and normal use temperature | Minimum transport, installation and normal use temperature |
| 1 = very slight 125 N | 1 = very slight 0.5 J | 1 = +5 °C | 1 = +60 °C |
| 2 = slight 320 N | 2 = slight 1 J | 2 = -5 °C | 2 = +90 °C |
| 3 = medium 750 N | 3 = medium 2 J | 3 = -15 °C | 3 = +105 °C |
| 4 = strong 1250 N | 4 = strong 6 J | 4 = -25 °C | 4 = +120 °C |
| 5 = very strong 4000 N | 5 = very strong 20 J | 5 = -45 °C | 5 = +150 °C |
| | | | 6 = +250 °C |
| | | | 7 = +400 °C |

Resistance to UV rays:

Represents the resistance to the degradation of mechanical performance caused by exposure to UV radiation contained in sunlight. All RTA conduit systems have been subjected to the Q.U.V. test which, with exposure cycles of 4+4 hours, simulates the continued alternation of light and condensation. The conduits of LGP series are not recommended for long exposition to UV radiation even if they have a good resistance to UV rays: all GE PVC conduits are indicated for internal uses or covered uses.



Resistance to chemical agents:

Represents the resistance to chemicals or external agents. The used test method consist of: immersion of the items under test in the chemical substance for 24 hours; once they were dried and conditioned at a constant temperature for other 24 hours, they were checked with the following examinations:

- Visual inspection to check the integrity
- Mechanical bending test
- Mechanical compression test
- IP protection test

| Industrial chemical agents | Resistance* |
|----------------------------|-------------|
| Unleaded petrol | ● |
| Industrial detergent | ● |
| Diesel fuel | ● |
| Lubricant oil | ● |
| Emulsifier solution | ● |
| Washing solvent | ● |

* resistances to chemicals are indicative. For any specific application or environment please contact Legrand technical offices

- Good resistance
- Medium resistance
- No resistance

Operating temperature:

Minimum: -15° C / +5° F

Maximum: +70° C / +158° F

Heat resistance:

Glow wire test: 750° C / 1382° F

Self-extinguishing:

Does not propagate flames in according to IEC 61386.

IP protection index:

IP65 with 2000METAL series connectors.

IP67 with DELTA series connectors.

IP65 with UNIVERSALE series connectors.

| 1 st digit IP | |
|--|--|
| Protection against the ingress of solid bodies | |
| 0 | No protection |
| 1 | Protection against solid bodies larger than 50 mm (e.g.: accidental contact) |
| 2 | Protection against solid bodies larger than 12 mm (e.g.: finger) |
| 3 | Protection against solid bodies larger than 2.5 mm |
| 4 | Protection against solid bodies larger than 1 mm |
| 5 | Protection against dust |
| 6 | Complete protection against dust |

| 2 nd digit IP | |
|---|--|
| Protection against the ingress of liquids | |
| 2 | Protection against drops of water falling at up to 15° from the vertical |
| 3 | Protection against drops of rain water at up to 60° from the vertical |
| 4 | Protection against sprays of water from all directions |
| 5 | Protection against jets of water from all directions |
| 6 | Protection against jets of water of similar force to heavy seas |
| 7 | Protection against the effects of immersion |
| 8 | Protection against prolonged effects of immersion under pressure |

4. ENVIRONMENTAL PROFILE

All the items identified in this technical sheet respect in terms of concentration of substances and raw materials the European legislations about dangerous and forbidden substances and chemical preparations.

5. CONFORMITY AND APPROVALS



All the items identified in this technical sheet are compliant to all the requirements and the regulations currently in force in the European Union about safety, health and environmental issues.

For technical documentation, test reports, commercial information or any other needs please refer to the local LEGRAND office.